




MOVE FORWARD. ALWAYS.™

WATER PUMP

POMPE À EAU BOMBA DE AGUA

CATALOG
CATALOGUE
CATÁLOGO



I N T R O D U C I N G

Dayco Water Pumps



DAYCO®

New Water Pumps from Dayco

Dayco water pump kits have been a reliable industry mainstay for years. Now that Dayco quality is available in stand-alone water pumps. Featuring upgraded materials for the bearing, impeller and gasket, Dayco water pumps deliver exceptionally reliable performance for over 200 million VIO, from vintage to the most recent models. Dayco ensures that high standards are met for every part supplied. From raw materials through the finished product, every aspect is validated for quality assurance.

Dayco water pumps are designed to meet or exceed OEM specifications. Superior design features include:

- TS16949 Quality Standard throughout the die casting, foundry, machining and assembly
- 100% new aluminum cast material, no recycled materials
- Case-hardened roller bearing with a tough exterior and an interior that allows for flex without breaking
- Single-piece, forged-steel pulley with no welds that can be weak spots
- Improved impeller designs for better performance and die-cast aluminum material for better durability and longer life
- Unitized seals for better durability and leak protection
- 100% end-of-line leak tested

Single piece forged steel pulley

*Impeller design per OE with
many upgraded material*

*100% new aluminum
cast material*

Case hardened roller bearing

Unitized seals



DPO03

IMAGE UNAVAILABLE

DPO18



DPO19



DPO23



DPO28



DPO37



DPO56



DPO59

IMAGE UNAVAILABLE

DPO64



DPO66



DPO67



DPO68



DPO71



DPO73



DP163



DP172



DP191



DP194



DP198



DP208



DP220

IMAGE UNAVAILABLE

DP235



DP237



DP238



DP241



DP242



DP246



DP247



DP269



DP271



DP273



DP277



DP297




DP303



DP318



DP332



DP337



DP338



DP346



DP347



DP352



DP354



DP356



DP363



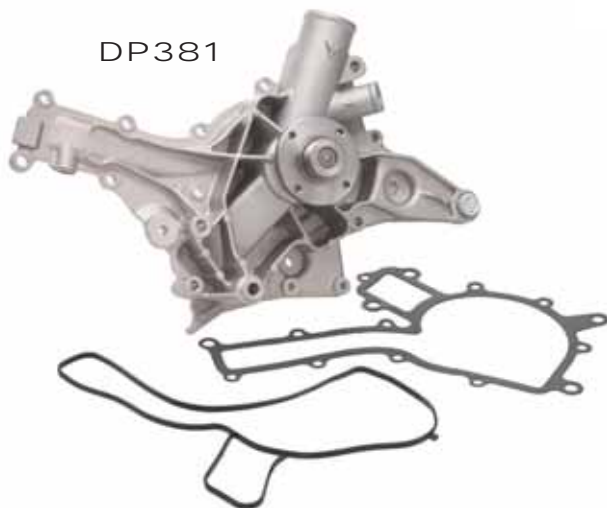
DP367



DP372



DP381



DP382



DP383



DP385



DP402



DP406



DP413



DP416



DP418



DP419



DP421



DP423



DP424



DP432



DP440



DP451



DP452



DP453



DP455



DP459



DP462



DP464



DP474



DP507



DP511



DP517



DP521



DP532



DP538



DP542



DP549



DP556



DP575



DP587



DP589



DP591



DP595



DP601



DP604



DP609



DP614



DP630



DP648



DP661



DP668



DP689



DP728



DP729



DP731



DP735



DP737



DP738



DP739



DP740



DP745



DP762



DP768



DP773



DP802



DP803



DP804



DP805



DP806



DP807



DP808



DP809



DP810



DP811



DP812



DP814



DP815



DP816



DP817



DP818



DP819



DP820



DP822



DP823



DP824



DP825



DP827



DP828



DP829



DP830



DP831



DP832



DP833



DP834



DP835



DP836



DP837



DP838



DP839



DP840



DP841



DP842



DP843



DP844



DP845



DP846



DP847



DP850



DP852



DP853



DP854



DP858



DP859



DP860



DP861



DP862



DP863



DP864



DP865



DP867



DP868



DP869



DP870



DP871



DP872



DP873



DP874



DP875



DP877



DP878



DP902



DP903



DP904



DP905



DP906



DP907



DP908



DP909



DP910



DP911



DP912



DP913



DP914



DP915



DP916



DP917



DP918



DP919



DP920



DP921



DP922



DP924



DP925



DP926



DP927



DP928



DP929



DP930



DP931



DP932



DP933



DP934



DP935



DP936



DP937



DP938



DP939



DP940



DP941



DP942



DP943



DP944



DP945



DP946



DP947



DP948



DP949



DP950



DP951



DP952



DP953

IMAGE UNAVAILABLE

DP955

IMAGE UNAVAILABLE

DP956

IMAGE UNAVAILABLE

DP957



DP958



DP959

IMAGE UNAVAILABLE

DP960



DP961

IMAGE UNAVAILABLE

DP962



DP963



DP964



DP965



DP966



DP967



DP968



DP969



DP970



DP971



DP972



DP973



DP974



DP975



DP976



DP977



DP978

IMAGE UNAVAILABLE

DP979



DP980

IMAGE UNAVAILABLE

DP981



DP982



DP983



DP984



DP986



DP987



DP988



DP989



DP990



DP991



DP992



DP993



DP994



DP995



DP996



DP997



DP998



DP999



DP1000



DP1001



DP1002



DP1003



DP1004



DP1005



DP1006



DP1007



DP1008



DP1009



DP1010



DP1O11



DP1O12




DP1O13



DP1O14



DP1O15



DP1O16



DP1O17



DP1O18



DP1O19



DP1O20



DP1O21



DP1O22



DP1O23



DP1O24



DP1O25



DP1O26



DP1O27



DP1O28



DP1O29



DP1O30



DP1O31



DP1O32



DP1O33



DP1O34



DP1O35



DP1O36



DP1O37



DP1O38



DP1O39



DP1O40



DP1O41



DP1O42



DP1O43



DP1O44



DP1O45



DP1O46



DP1048



DP1049



DP1050



DP1051



DP1052



DP1053



DP1054



DP1055



DP1056



DP1057



DP1058



DP1059



DP1060



DP1061



DP1062



DP1063



DP1064



DP1065



DP1066



DP1067



DP1068



DP1069



DP1070



DP1071



DP1072



DP1073



DP1074



DP1075



DP1076



DP1077



DP1078



DP1079



DP1080

IMAGE UNAVAILABLE

DP1081



DP1082



DP1083



DP1084



DP1085



DP1086



DP1087



DP1088



DP1089



DP1090



DP1091



DP1092



DP1093



DP1094



DP1095



DP1096



DP1097



DP1098



DP1099



DP1100



DP1101



DP1102



DP1103



DP1104



DP1105



DP1106



DP1107



DP1108



DP1109



DP1110



DP1111



DP1112



DP1113



DP1114



DP1115



DP1116



DP1117



DP1118



DP1119

IMAGE UNAVAILABLE

DP1120



DP1220



DP1226



DP1227



DP1228



DP1249



DP1250



DP1251



DP1252



DP1304

IMAGE UNAVAILABLE

DP1306



DP1307



DP1308



DP1309



DP1310



DP1311



DP1312



DP1313



DP1314



DP1315



DP1316



DP1317



DP1318



DP1319



DP1320



DP1321



DP1322



DP1323



DP1324



DP1325



DP1326



DP1327



DP1328



DP1329



DP1330



DP1331



DP1332

IMAGE UNAVAILABLE

DP1333



DP1334



DP1335



DP1336



DP1337



DP1338



DP1339



DP1341



DP1342



DP1343



DP1344



DP1345



DP1346



DP1361

IMAGE UNAVAILABLE

DP1370

IMAGE UNAVAILABLE

DP1372



DP1378



DP1379



DP1436



DP1437



DP1438



DP1439



DP1440



DP1441



DP1442



DP1443



DP1444



DP1449



DP1451



DP1452



DP1453



DP1454



DP1455

IMAGE UNAVAILABLE

DP1456



DP1457

IMAGE UNAVAILABLE

DP1458



DP1459



DP1460

IMAGE UNAVAILABLE

DP1461



DP1462



DP1463



DP1464



DP1465



DP1494

IMAGE UNAVAILABLE

DP1495



DP1499



DP1500



DP1501



DP2851



DP3001



DP3451



DP3551



DP4501



DP8101



DP8191



DP9631



DP9671



DP9951



DP10031



DP1 0081

IMAGE UNAVAILABLE

notes

This image shows a single sheet of white paper with horizontal ruling lines. The lines are evenly spaced and run across the width of the page. There are no margins, text, or other markings on the paper.

Acura	Acura	Acura
2017 MDX	2013 MDX	2010 RL
V6 3.5L GAS Naturally Aspirated	V6 3.7L GAS Naturally Aspirated	V6 3.7L GAS Naturally Aspirated
Water Pump DP904	Water Pump DP904 ^{11,9}	Water Pump DP904 ^{11,9}
2017 RDX	2013 RDX	2010 TL
V6 3.5L GAS Naturally Aspirated	V6 3.5L GAS Naturally Aspirated	V6 3.5L GAS Naturally Aspirated
Water Pump DP904 ^{11,9}	Water Pump DP904 ^{11,9}	Water Pump DP904 ^{11,9}
2017 RLX	2013 TL	V6 3.7L GAS Naturally Aspirated
V6 3.5L ELECTRIC/GAS Naturally Aspirated	V6 3.5L GAS Naturally Aspirated	Water Pump DP904 ^{11,9}
Water Pump DP904 ^{11,9}	Water Pump DP904 ^{11,9}	2010 TSX
V6 3.5L GAS Naturally Aspirated	V6 3.7L GAS Naturally Aspirated	L4 2.4L GAS Naturally Aspirated
Water Pump DP904 ^{11,9}	Water Pump DP904 ^{11,9}	Water Pump DP1441
2017 TLX	2013 TSX	V6 3.5L GAS Naturally Aspirated
V6 3.5L GAS Naturally Aspirated	L4 2.4L GAS Naturally Aspirated	Water Pump DP904 ^{11,9}
Water Pump DP904 ^{11,9}	Water Pump DP1441	2010 ZDX
2016 MDX	V6 3.5L GAS Naturally Aspirated	V6 3.7L GAS Naturally Aspirated
V6 3.5L GAS Naturally Aspirated	Water Pump DP904 ^{11,9}	Water Pump DP904 ^{11,9}
Water Pump DP904 ^{11,9}	2013 ZDX	2009 CSX
2016 RDX	V6 3.7L GAS Naturally Aspirated	L4 2.0L GAS Naturally Aspirated
V6 3.5L GAS Naturally Aspirated	Water Pump DP904 ^{11,9}	Water Pump DP462
Water Pump DP904 ^{11,9}	2012 MDX	2009 MDX
2016 RLX	V6 3.7L GAS Naturally Aspirated	V6 3.7L GAS Naturally Aspirated
V6 3.5L ELECTRIC/GAS Naturally Aspirated	Water Pump DP904 ^{11,9}	Water Pump DP904 ^{11,9}
Water Pump DP904 ^{11,9}	2012 RDX	2009 RDX
V6 3.5L GAS Naturally Aspirated	L4 2.3L GAS Turbocharged	L4 2.3L GAS Turbocharged
Water Pump DP904 ^{11,9}	Water Pump DP1439	Water Pump DP1439
V6 3.5L GAS Naturally Aspirated	2012 RL	2009 RL
Water Pump DP904 ^{11,9}	V6 3.7L GAS Naturally Aspirated	V6 3.7L GAS Naturally Aspirated
2016 TLX	Water Pump DP904 ^{11,9}	Water Pump DP904 ^{11,9}
V6 3.5L GAS Naturally Aspirated	2012 TL	2009 TL
Water Pump DP904 ^{11,9}	V6 3.5L GAS Naturally Aspirated	V6 3.5L GAS Naturally Aspirated
2015 MDX	Water Pump DP904 ^{11,9}	Water Pump DP904 ^{11,9}
V6 3.5L GAS Naturally Aspirated	V6 3.7L GAS Naturally Aspirated	V6 3.7L GAS Naturally Aspirated
Water Pump DP904 ^{11,9}	Water Pump DP904 ^{11,9}	Water Pump DP904 ^{11,9}
2015 RDX	2012 TSX	2009 TSX
V6 3.5L GAS Naturally Aspirated	L4 2.4L GAS Naturally Aspirated	L4 2.4L GAS Naturally Aspirated
Water Pump DP904 ^{11,9}	Water Pump DP1441	Water Pump DP1441
2015 RLX	V6 3.5L GAS Naturally Aspirated	2008 CSX
V6 3.5L ELECTRIC/GAS Naturally Aspirated	Water Pump DP904 ^{11,9}	L4 2.0L GAS Naturally Aspirated
Water Pump DP904 ^{11,9}	2012 ZDX	Water Pump DP462
V6 3.5L GAS Naturally Aspirated	V6 3.7L GAS Naturally Aspirated	2008 MDX
Water Pump DP904 ^{11,9}	Water Pump DP904 ^{11,9}	V6 3.7L GAS Naturally Aspirated
2015 TLX	2011 MDX	Water Pump DP904 ^{11,9}
V6 3.5L GAS Naturally Aspirated	V6 3.7L GAS Naturally Aspirated	2008 RDX
Water Pump DP904 ^{11,9}	Water Pump DP904 ^{11,9}	L4 2.3L GAS Turbocharged
2014 MDX	L4 2.3L GAS Turbocharged	Water Pump DP1439
V6 3.5L GAS Naturally Aspirated	Water Pump DP1439	2008 RL
Water Pump DP904 ^{11,9}	2011 RL	V6 3.5L GAS Naturally Aspirated
2014 RDX	V6 3.7L GAS Naturally Aspirated	Water Pump DP904 ^{11,9}
V6 3.5L GAS Naturally Aspirated	Water Pump DP904 ^{11,9}	2008 TL
Water Pump DP904 ^{11,9}	2011 TL	V6 3.2L GAS Naturally Aspirated
2014 RLX	V6 3.5L GAS Naturally Aspirated	Water Pump DP904 ^{11,9}
V6 3.5L ELECTRIC/GAS Naturally Aspirated	Water Pump DP904 ^{11,9}	V6 3.5L GAS Naturally Aspirated
Water Pump DP904 ^{11,9}	V6 3.7L GAS Naturally Aspirated	Water Pump DP904 ^{11,9}
V6 3.5L GAS Naturally Aspirated	Water Pump DP904 ^{11,9}	2007 MDX
Water Pump DP904 ^{11,9}	2011 TSX	V6 3.7L GAS Naturally Aspirated
2014 TL	L4 2.4L GAS Naturally Aspirated	Water Pump DP904 ^{11,9}
V6 3.5L GAS Naturally Aspirated	Water Pump DP1441	2007 RDX
Water Pump DP904 ^{11,9}	V6 3.5L GAS Naturally Aspirated	L4 2.3L GAS Turbocharged
V6 3.7L GAS Naturally Aspirated	Water Pump DP904 ^{11,9}	Water Pump DP1439
Water Pump DP904 ^{11,9}	2011 ZDX	2007 RL
2014 TSX	V6 3.7L GAS Naturally Aspirated	V6 3.5L GAS Naturally Aspirated
L4 2.4L GAS Naturally Aspirated	Water Pump DP904 ^{11,9}	Water Pump DP904 ^{11,9}
Water Pump DP1441	2010 MDX	2007 TL
V6 3.5L GAS Naturally Aspirated	V6 3.7L GAS Naturally Aspirated	V6 3.2L GAS Naturally Aspirated
Water Pump DP904 ^{11,9}	Water Pump DP904 ^{11,9}	Water Pump DP904 ^{11,9}
V6 3.7L GAS Naturally Aspirated	2010 RDX	V6 3.5L GAS Naturally Aspirated
Water Pump DP904 ^{11,9}	L4 2.3L GAS Turbocharged	Water Pump DP904 ^{11,9}
2010 MDX	Water Pump DP1439	

Acura	
2006 MDX	
V6 3.5L GAS Naturally Aspirated	
Water Pump	DP904 ^{11,9}
2006 RL	
V6 3.5L GAS Naturally Aspirated	
Water Pump	DP904 ^{11,9}
2006 TL	
V6 3.2L GAS Naturally Aspirated	
Water Pump	DP904 ^{11,9}
2005 EL	
L4 1.7L GAS Naturally Aspirated	
Water Pump	DP198 ⁹
2005 MDX	
V6 3.5L GAS Naturally Aspirated	
Water Pump	DP904 ^{11,9}
2005 NSX	
V6 3.0L GAS Naturally Aspirated	
Water Pump	DP1370 ^{11,9}
V6 3.2L GAS Naturally Aspirated	
Water Pump	DP1370 ^{11,9}
2005 RL	
V6 3.5L GAS Naturally Aspirated	
Water Pump	DP904 ^{11,9}
2005 TL	
V6 3.2L GAS Naturally Aspirated	
Water Pump	DP904 ^{11,9}
2004 EL	
L4 1.7L GAS Naturally Aspirated	
Water Pump	DP198 ^{11,9}
2004 MDX	
V6 3.5L GAS Naturally Aspirated	
Water Pump	DP904 ^{11,9}
2004 NSX	
V6 3.0L GAS Naturally Aspirated	
Water Pump	DP1370 ^{11,9}
V6 3.2L GAS Naturally Aspirated	
Water Pump	DP1370 ^{11,9}
2004 RL	
V6 3.5L GAS Naturally Aspirated	
Water Pump	DP932 ^{11,9}
2004 TL	
V6 3.2L GAS Naturally Aspirated	
Water Pump	DP904 ^{11,9}
2003 CL	
V6 3.2L GAS Naturally Aspirated	
Water Pump	DP909 ^{11,9}
2003 EL	
L4 1.7L GAS Naturally Aspirated	
Water Pump	DP198 ⁹
2003 MDX	
V6 3.5L GAS Naturally Aspirated	
Water Pump	DP904 ^{11,9}
2003 NSX	
V6 3.0L GAS Naturally Aspirated	
Water Pump	DP1370 ^{11,9}
V6 3.2L GAS Naturally Aspirated	
Water Pump	DP1370 ^{11,9}
2003 RL	
V6 3.5L GAS Naturally Aspirated	
Water Pump	DP932 ^{11,9}
2003 TL	
V6 3.2L GAS Naturally Aspirated	
Water Pump	DP909 ^{11,9}
2002 CL	
V6 3.2L GAS Naturally Aspirated	
Water Pump	DP909 ^{11,9}
2002 EL	
L4 1.7L GAS Naturally Aspirated	
Water Pump	DP198 ⁹

Acura	
2002 MDX	
V6 3.5L GAS Naturally Aspirated	
Water Pump	DP909 ^{11,9}
2002 NSX	
V6 3.0L GAS Naturally Aspirated	
Water Pump	DP1370 ^{11,9}
V6 3.2L GAS Naturally Aspirated	
Water Pump	DP1370 ^{11,9}
2002 RL	
V6 3.5L GAS Naturally Aspirated	
Water Pump	DP932 ^{11,9}
2002 TL	
V6 3.2L GAS Naturally Aspirated	
Water Pump	DP909 ^{11,9}
2001 CL	
V6 3.2L GAS Naturally Aspirated	
Water Pump	DP909 ^{11,9}
2001 EL	
L4 1.7L GAS Naturally Aspirated	
Water Pump	DP198 ⁹
2001 MDX	
V6 3.5L GAS Naturally Aspirated	
Water Pump	DP909 ^{11,9}
2001 NSX	
V6 3.0L GAS Naturally Aspirated	
Water Pump	DP1370 ^{11,9}
V6 3.2L GAS Naturally Aspirated	
Water Pump	DP1370 ^{11,9}
2001 RL	
V6 3.5L GAS Naturally Aspirated	
Water Pump	DP932 ^{11,9}
2001 TL	
V6 3.2L GAS Naturally Aspirated	
Water Pump	DP909 ^{11,9}
2000 EL	
L4 1.6L GAS Naturally Aspirated	
Water Pump	DP059 ⁹
2000 NSX	
V6 3.0L GAS Naturally Aspirated	
Water Pump	DP1370 ^{11,9}
V6 3.2L GAS Naturally Aspirated	
Water Pump	DP1370 ^{11,9}
2000 RL	
V6 3.5L GAS Naturally Aspirated	
Water Pump	DP932 ^{11,9}
2000 TL	
V6 3.2L GAS Naturally Aspirated	
Water Pump	DP909 ^{11,9}
1999 CL	
L4 2.3L GAS Naturally Aspirated	
Water Pump	DP729 ^{11,9}
V6 3.0L GAS Naturally Aspirated	
Water Pump	DP909 ^{11,9}
1999 EL	
L4 1.6L GAS Naturally Aspirated	
Water Pump	DP059 ⁹
1999 NSX	
V6 3.0L GAS Naturally Aspirated	
Water Pump	DP1370 ^{11,9}
V6 3.2L GAS Naturally Aspirated	
Water Pump	DP1370 ^{11,9}
1999 RL	
V6 3.5L GAS Naturally Aspirated	
Water Pump	DP932 ^{11,9}
1999 SLX	
V6 3.5L GAS Naturally Aspirated (VIN X)	
Water Pump	DP919 ^{11,9}

Acura	
1999 TL	
V6 3.2L GAS Naturally Aspirated	
Water Pump	DP909 ^{11,9}
1998 CL	
L4 2.3L GAS Naturally Aspirated	
Water Pump	DP729 ^{11,9}
V6 3.0L GAS Naturally Aspirated	
Water Pump	DP909 ^{11,9}
1998 EL	
L4 1.6L GAS Naturally Aspirated	
Water Pump	DP059 ⁹
1998 NSX	
V6 3.0L GAS Naturally Aspirated	
Water Pump	DP1370 ^{11,9}
V6 3.2L GAS Naturally Aspirated	
Water Pump	DP1370 ^{11,9}
1998 RL	
V6 3.5L GAS Naturally Aspirated	
Water Pump	DP932 ^{11,9}
1998 SLX	
V6 3.5L GAS Naturally Aspirated (VIN X)	
Water Pump	DP919 ^{11,9}
1998 TL	
L5 2.5L GAS Naturally Aspirated	
Water Pump	DP1329 ^{11,9}
V6 3.2L GAS Naturally Aspirated	
Water Pump	DP942 ^{11,9}
1997 CL	
L4 2.2L GAS Naturally Aspirated	
Water Pump	DP729 ^{11,9}
V6 3.0L GAS Naturally Aspirated	
Water Pump	DP909 ^{11,9}
1997 EL	
L4 1.6L GAS Naturally Aspirated	
Water Pump	DP059 ⁹
1997 NSX	
V6 3.0L GAS Naturally Aspirated	
Water Pump	DP1370 ^{11,9}
V6 3.2L GAS Naturally Aspirated	
Water Pump	DP1370 ^{11,9}
1997 RL	
V6 3.5L GAS Naturally Aspirated	
Water Pump	DP932 ^{11,9}
1997 SLX	
V6 3.2L GAS Naturally Aspirated (VIN V)	
Water Pump	DP913 ^{11,9}
1997 TL	
L5 2.5L GAS Naturally Aspirated	
Water Pump	DP1329 ^{11,9}
V6 3.2L GAS Naturally Aspirated	
Water Pump	DP942 ^{11,9}
1996 NSX	
V6 3.0L GAS Naturally Aspirated	
Water Pump	DP1370 ^{11,9}
1996 RL	
V6 3.5L GAS Naturally Aspirated	
Water Pump	DP932 ^{11,9}
1996 SLX	
V6 3.2L GAS Naturally Aspirated (VIN V)	
Water Pump	DP913 ^{11,9}
1996 TL	
L5 2.5L GAS Naturally Aspirated	
Water Pump	DP1329 ^{11,9}
V6 3.2L GAS Naturally Aspirated	
Water Pump	DP942 ^{11,9}
1995 NSX	
V6 3.0L GAS Naturally Aspirated	
Water Pump	DP1370 ^{11,9}

Acura		AM General		American Motors	
1995 TL		2001 Hummer		1980 Concord	
L5 2.5L GAS Naturally Aspirated		V8 6.5L DIESEL Turbocharged (VIN Z)		L4 2.5L GAS Naturally Aspirated (VIN B)	
Water Pump	DP1329 ^{11,9}	Water Pump	DP1039	Water Pump	DP862
1994 NSX		2000 Hummer		L6 4.2L GAS Naturally Aspirated (VIN C)	
V6 3.0L GAS Naturally Aspirated		V8 6.5L DIESEL Turbocharged (VIN Z)		Water Pump DP845	
Water Pump	DP1370 ^{11,9}	Water Pump	DP1039	1980 Eagle	
1994 Vigor		1999 Hummer		L6 4.2L GAS Naturally Aspirated (VIN C)	
L5 2.5L GAS Naturally Aspirated		V8 6.5L DIESEL Turbocharged (VIN Z)		Water Pump DP845	
Water Pump	DP1329 ^{11,9}	Water Pump	DP1039	1980 Pacer	
1993 Integra		1998 Hummer		L6 4.2L GAS Naturally Aspirated (VIN C)	
L4 1.7L GAS Naturally Aspirated		V8 6.5L DIESEL Naturally Aspirated (VIN Y)		Water Pump DP845	
Water Pump	DP949 ^{11,9}	Water Pump	DP878	1980 Spirit	
L4 1.8L GAS Naturally Aspirated		1997 Hummer		L4 2.5L GAS Naturally Aspirated (VIN B)	
Water Pump	DP924 ^{11,9}	V8 6.5L DIESEL Naturally Aspirated (VIN Y)		Water Pump DP862	
1993 NSX		V8 6.5L DIESEL Turbocharged (VIN Z)		L6 4.2L GAS Naturally Aspirated (VIN C)	
V6 3.0L GAS Naturally Aspirated		1996 Hummer		Water Pump DP845	
Water Pump	DP1370 ^{11,9}	V8 5.7L GAS Naturally Aspirated (VIN D)		1979 AMX	
1993 Vigor		V8 6.5L DIESEL Turbocharged (VIN Z)		L6 4.2L GAS Naturally Aspirated (VIN A)	
L5 2.5L GAS Naturally Aspirated		Water Pump DP878		Water Pump DP1028	
Water Pump	DP1329 ^{11,9}	1995 Hummer		L6 4.2L GAS Naturally Aspirated (VIN C)	
1992 Integra		V8 5.7L GAS Naturally Aspirated (VIN D)		Water Pump DP1028	
L4 1.7L GAS Naturally Aspirated		Heavy Duty DP963 ²⁹		1979 Concord	
Water Pump	DP949 ^{11,9}	Standard Duty DP963		L6 3.8L GAS Naturally Aspirated (VIN E)	
L4 1.8L GAS Naturally Aspirated		V8 6.5L DIESEL Naturally Aspirated (VIN Y)		Water Pump DP1028	
Water Pump	DP924 ^{11,9}	V8 6.5L DIESEL Turbocharged (VIN Z)		L6 4.2L GAS Naturally Aspirated (VIN A)	
1992 NSX		Water Pump DP842		Water Pump DP1028	
V6 3.0L GAS Naturally Aspirated		1994 Hummer		L6 4.2L GAS Naturally Aspirated (VIN C)	
Water Pump	DP1370 ^{11,9}	V8 6.5L DIESEL Naturally Aspirated (VIN Y)		Water Pump DP1028	
1992 Vigor		1993 Hummer		1979 Pacer	
L5 2.5L GAS Naturally Aspirated		V8 5.7L GAS Naturally Aspirated (VIN D)		L6 4.2L GAS Naturally Aspirated (VIN A)	
Water Pump	DP1329 ^{11,9}	Heavy Duty DP963 ²⁹		Water Pump DP1028	
1991 Integra		Standard Duty DP963		L6 4.2L GAS Naturally Aspirated (VIN C)	
L4 1.8L GAS Naturally Aspirated		V8 6.5L DIESEL Naturally Aspirated (VIN Y)		Water Pump DP1028	
Water Pump	DP924 ^{11,9}	1992 Hummer		1978 AMX	
1991 NSX		V8 6.2L DIESEL Naturally Aspirated (VIN X)		L6 4.2L GAS Naturally Aspirated (VIN A)	
V6 3.0L GAS Naturally Aspirated		Water Pump DP842		Water Pump DP1028	
Water Pump	DP1370 ^{11,9}	1992 Spirit		L6 4.2L GAS Naturally Aspirated (VIN C)	
1990 Integra		L4 2.5L GAS Naturally Aspirated (VIN B)		Water Pump DP1028	
L4 1.8L GAS Naturally Aspirated		Water Pump DP842		1978 Concord	
Water Pump	DP924 ^{11,9}	1982 Eagle		L6 3.8L GAS Naturally Aspirated (VIN E)	
1990 Legend		V8 6.2L DIESEL Naturally Aspirated (VIN X)		Water Pump DP1028	
V6 2.7L GAS Naturally Aspirated		Water Pump DP1034		L6 4.2L GAS Naturally Aspirated (VIN A)	
Water Pump	DP928 ^{11,9}	1982 Spirit		Water Pump DP1028	
1989 Integra		1981 Concord		L6 4.2L GAS Naturally Aspirated (VIN C)	
L4 1.6L GAS Naturally Aspirated		L4 2.5L GAS Naturally Aspirated (VIN B)		Water Pump DP1028	
Water Pump	DP952 ^{11,9}	1981 Eagle		1978 Gremlin	
1989 Legend		L4 2.5L GAS Naturally Aspirated (VIN B)		L6 3.8L GAS Naturally Aspirated (VIN E)	
V6 2.7L GAS Naturally Aspirated		Water Pump DP862		Water Pump DP1028	
Water Pump	DP928 ^{11,9}	1981 Spirit		L6 4.2L GAS Naturally Aspirated (VIN A)	
1988 Integra		1980 AMX		Water Pump DP1028	
L4 1.6L GAS Naturally Aspirated		L6 4.2L GAS Naturally Aspirated (VIN C)		1978 Pacer	
Water Pump	DP952 ^{11,9}	Water Pump DP845		L6 3.8L GAS Naturally Aspirated (VIN E)	
1988 Legend				Water Pump DP1028	
V6 2.7L GAS Naturally Aspirated				L6 4.2L GAS Naturally Aspirated (VIN A)	
Water Pump	DP928 ^{11,9}			Water Pump DP1028	
1987 Integra				L6 4.2L GAS Naturally Aspirated (VIN C)	
L4 1.6L GAS Naturally Aspirated				Water Pump DP1028	
Water Pump	DP952 ^{11,9}			1978 Matador	
1987 Legend				L6 4.2L GAS Naturally Aspirated (VIN A)	
V6 2.5L GAS Naturally Aspirated				Water Pump DP1028	
Water Pump	DP928 ^{11,9}			L6 4.2L GAS Naturally Aspirated (VIN C)	
V6 2.7L GAS Naturally Aspirated				Water Pump DP1028	
Water Pump	DP928 ^{11,9}			1978 Pacer	
1986 Integra				L6 3.8L GAS Naturally Aspirated (VIN E)	
L4 1.6L GAS Naturally Aspirated				Water Pump DP1028	
Water Pump	DP952 ^{11,9}			L6 4.2L GAS Naturally Aspirated (VIN A)	
1986 Legend				Water Pump DP1028	
V6 2.5L GAS Naturally Aspirated					
Water Pump	DP928 ^{11,9}				

9 Interference Engine 11 Water Pump Driven by Timing Belt 27 It is recommended that the FAN CLUTCH for this application be replaced. 28 Failure to inspect or replace worn or defective fan clutch may void warranty 29 Heavy Duty option is for performance enhanced engines/severe duty applications

American Motors	
1978 Pacer	
L6 4.2L GAS Naturally Aspirated (VIN C)	Water Pump DP1028
1977 Gremlin	
L6 3.8L GAS Naturally Aspirated (VIN E)	Water Pump DP1028
L6 4.2L GAS Naturally Aspirated (VIN A)	Water Pump DP1028
L6 4.2L GAS Naturally Aspirated (VIN C)	Water Pump DP1028
1977 Hornet	
L6 3.8L GAS Naturally Aspirated (VIN E)	Water Pump DP1028
L6 4.2L GAS Naturally Aspirated (VIN A)	Water Pump DP1028
L6 4.2L GAS Naturally Aspirated (VIN C)	Water Pump DP1028
1977 Matador	
L6 4.2L GAS Naturally Aspirated (VIN A)	Water Pump DP1028
1977 Pacer	
L6 3.8L GAS Naturally Aspirated (VIN E)	Water Pump DP1028
L6 4.2L GAS Naturally Aspirated (VIN A)	Water Pump DP1028
L6 4.2L GAS Naturally Aspirated (VIN C)	Water Pump DP1028
1976 Gremlin	
L6 3.8L GAS Naturally Aspirated (VIN E)	Water Pump DP1028
L6 4.2L GAS Naturally Aspirated (VIN A)	Water Pump DP1028
L6 4.2L GAS Naturally Aspirated (VIN C)	Water Pump DP1028
1976 Hornet	
L6 3.8L GAS Naturally Aspirated (VIN E)	Water Pump DP1028
L6 4.2L GAS Naturally Aspirated (VIN A)	Water Pump DP1028
L6 4.2L GAS Naturally Aspirated (VIN C)	Water Pump DP1028
1976 Matador	
L6 4.2L GAS Naturally Aspirated (VIN A)	Water Pump DP1028
1976 Pacer	
L6 3.8L GAS Naturally Aspirated (VIN E)	Water Pump DP1028
L6 4.2L GAS Naturally Aspirated (VIN A)	Water Pump DP1028
L6 4.2L GAS Naturally Aspirated (VIN C)	Water Pump DP1028
1975 Gremlin	
L6 3.8L GAS Naturally Aspirated (VIN E)	Water Pump DP1028
L6 4.2L GAS Naturally Aspirated (VIN A)	Water Pump DP1028
1975 Hornet	
L6 3.8L GAS Naturally Aspirated (VIN E)	Water Pump DP1028
L6 4.2L GAS Naturally Aspirated (VIN A)	Water Pump DP1028
1975 Matador	
L6 4.2L GAS Naturally Aspirated (VIN A)	Water Pump DP1028
1975 Pacer	
L6 3.8L GAS Naturally Aspirated (VIN E)	Water Pump DP1028
L6 4.2L GAS Naturally Aspirated (VIN A)	Water Pump DP1028

American Motors	
1967 Ambassador	
V8 4.7L GAS Naturally Aspirated	Water Pump DP839
V8 4.7L GAS Naturally Aspirated (VIN H)	Water Pump DP839
V8 4.7L GAS Naturally Aspirated (VIN N)	Water Pump DP839
1966 Ambassador	
V8 4.7L GAS Naturally Aspirated (VIN N)	Water Pump DP839
V8 5.3L GAS Naturally Aspirated (VIN P)	Water Pump DP839
V8 5.3L GAS Naturally Aspirated (VIN Q)	Water Pump DP839
V8 5.4L GAS Naturally Aspirated	Water Pump DP839
1966 Classic	
V8 4.7L GAS Naturally Aspirated (VIN H)	Water Pump DP839
V8 5.3L GAS Naturally Aspirated (VIN J)	Water Pump DP839
V8 5.3L GAS Naturally Aspirated (VIN K)	Water Pump DP839
1965 Ambassador	
V8 5.3L GAS Naturally Aspirated	Water Pump DP839
1965 Classic	
V8 4.7L GAS Naturally Aspirated	Water Pump DP839
1964 Ambassador	
V8 5.3L GAS Naturally Aspirated	Water Pump DP839
1964 Classic	
V8 4.7L GAS Naturally Aspirated	Water Pump DP839
1963 Ambassador	
V8 5.3L GAS Naturally Aspirated	Water Pump DP839
V8 5.4L GAS Naturally Aspirated	Water Pump DP839
1963 Classic	
V8 4.7L GAS Naturally Aspirated	Water Pump DP839

Asuna	
1993 Sunrunner	
L4 1.6L GAS Naturally Aspirated (VIN U)	Water Pump DP382
1992 Sunrunner	
L4 1.6L GAS Naturally Aspirated (VIN U)	Water Pump DP382

Audi	
2014 Q7	
V6 3.0L DIESEL Turbocharged	Water Pump DP1252
V6 3.0L GAS Supercharged	Water Pump DP1252
2013 A3	
L4 2.0L DIESEL Turbocharged	Water Pump DP064 ^{11,9}
L4 2.0L GAS Turbocharged	Water Pump DP064
2013 Q7	
V6 3.0L DIESEL Turbocharged	Water Pump DP1252
V6 3.0L GAS Supercharged	Water Pump DP1252

Audi	
2013 TT Quattro	
L5 2.5L GAS Turbocharged	Water Pump DP1500
2012 A3	
L4 2.0L DIESEL Turbocharged	Water Pump DP064 ^{11,9}
L4 2.0L GAS Turbocharged	Water Pump DP064
2012 Q7	
V6 3.0L DIESEL Turbocharged	Water Pump DP1252
V6 3.0L GAS Supercharged	Water Pump DP1252
2012 S4	
V6 3.0L GAS Supercharged	Water Pump DP1252
2012 S5	
V6 3.0L GAS Supercharged	Water Pump DP1252
2012 TT Quattro	
L5 2.5L GAS Turbocharged	Water Pump DP1500
2011 A3	
L4 2.0L DIESEL Turbocharged	Water Pump DP064 ^{11,9}
L4 2.0L GAS Turbocharged	Water Pump DP064
2011 A6 Quattro	
V6 3.0L GAS Supercharged	Water Pump DP1252
2011 Q7	
V6 3.0L DIESEL Turbocharged	Water Pump DP1252
V6 3.0L GAS Supercharged	Water Pump DP1252
2011 S4	
V6 3.0L GAS Supercharged	Water Pump DP1252
2011 S5	
V6 3.0L GAS Supercharged	Water Pump DP1252
2010 A3	
L4 2.0L DIESEL Turbocharged	Water Pump DP064 ^{11,9}
L4 2.0L GAS Turbocharged	Water Pump DP064
2010 A6 Quattro	
V6 3.0L GAS Supercharged	Water Pump DP1252
2010 Q7	
V6 3.0L DIESEL Turbocharged	Water Pump DP1252
V6 3.6L GAS Naturally Aspirated	Water Pump DP731
2010 S4	
V6 3.0L GAS Supercharged	Water Pump DP1252
2010 S5	
V6 3.0L GAS Supercharged	Water Pump DP1252
2009 A4 Quattro	
V6 3.2L GAS Naturally Aspirated	Water Pump DP1252
2009 A6	
V6 3.2L GAS Naturally Aspirated	Water Pump DP1252
2009 A6 Quattro	
V6 3.0L GAS Supercharged	Water Pump DP1252

Audi		Audi		Audi	
2009 Q7		2006 A4		2004 A6 Quattro	
V6 3.0L DIESEL Turbocharged		V6 3.2L GAS Naturally Aspirated		V8 4.2L GAS Naturally Aspirated (VIN L)	
Water Pump	DP1252	Water Pump	DP1252	Water Pump	DP432 ^{11,9}
V6 3.6L GAS Naturally Aspirated		2006 A4 Quattro		2004 A8 Quattro	
Water Pump	DP731	L4 2.0L GAS Turbocharged (VIN F)		V8 4.2L GAS Naturally Aspirated	
2009 S4		Water Pump	DP1500 ^{11,9}	Water Pump	DP432 ^{11,9}
V8 4.2L GAS Naturally Aspirated		V6 3.0L GAS Naturally Aspirated		2004 Allroad Quattro	
Water Pump	DP739	Water Pump	DP474 ^{11,9}	V8 4.2L GAS Naturally Aspirated	
2009 TT		V6 3.2L GAS Naturally Aspirated		Water Pump	DP739
L4 2.0L GAS Turbocharged		Water Pump	DP1252	2004 RS6	
Water Pump	DP1500	2006 A6		V8 4.2L GAS Turbocharged	
L4 2.0L GAS Turbocharged (VIN F)		V6 3.2L GAS Naturally Aspirated		Water Pump	DP432
Water Pump	DP1500	Water Pump	DP1252	2004 S4	
2008 A3		2006 A6 Quattro		V8 4.2L GAS Naturally Aspirated	
L4 2.0L GAS Turbocharged		V6 3.2L GAS Naturally Aspirated		Water Pump	DP739
Water Pump	DP1500 ^{11,9}	Water Pump	DP1252	2003 A4	
L4 2.0L GAS Turbocharged (VIN F)		V8 4.2L GAS Naturally Aspirated		V6 3.0L GAS Naturally Aspirated (VIN T)	
Water Pump	DP1500 ^{11,9}	Water Pump	DP739	Water Pump	DP474 ^{11,9}
2008 A4		2006 A8 Quattro		2003 A4 Quattro	
V6 3.2L GAS Naturally Aspirated		V8 4.2L GAS Naturally Aspirated		V6 3.0L GAS Naturally Aspirated (VIN T)	
Water Pump	DP1252	Water Pump	DP432 ^{11,9}	Water Pump	DP474 ^{11,9}
2008 A4 Quattro		2006 S4		2003 A6	
L4 2.0L GAS Turbocharged		V8 4.2L GAS Naturally Aspirated		V6 3.0L GAS Naturally Aspirated (VIN T)	
Water Pump	DP1500 ^{11,9}	Water Pump	DP739	Water Pump	DP474 ^{11,9}
V6 3.2L GAS Naturally Aspirated		2006 TT		2003 A6 Quattro	
Water Pump	DP1252	L4 1.8L GAS Turbocharged		V6 3.0L GAS Naturally Aspirated (VIN T)	
2008 A6		Water Pump	DP028 ^{11,9}	Water Pump	DP474 ^{11,9}
V6 3.2L GAS Naturally Aspirated		2006 TT Quattro		V8 4.2L GAS Naturally Aspirated (VIN L)	
Water Pump	DP1252	L4 1.8L GAS Turbocharged		Water Pump	DP432 ^{11,9}
2008 A6 Quattro		Water Pump	DP028 ^{11,9}	2003 A8 Quattro	
V6 3.2L GAS Naturally Aspirated		2005 A4		V8 4.2L GAS Naturally Aspirated (VIN L)	
Water Pump	DP1252	L4 1.8L GAS Turbocharged (VIN C)		Water Pump	DP432 ^{11,9}
2008 Q7		Water Pump	DP028 ^{11,9}	2003 Allroad Quattro	
V6 3.6L GAS Naturally Aspirated		V6 3.0L GAS Naturally Aspirated		V8 4.2L GAS Naturally Aspirated	
Water Pump	DP731	Water Pump	DP474 ^{11,9}	Water Pump	DP739
2008 S4		2005 A4 Quattro		2003 RS6	
V8 4.2L GAS Naturally Aspirated		L4 2.0L GAS Turbocharged (VIN F)		V8 4.2L GAS Turbocharged	
Water Pump	DP739	Water Pump	DP1500 ^{11,9}	Water Pump	DP432 ^{11,9}
2008 TT		V6 3.0L GAS Naturally Aspirated		2003 S6	
L4 2.0L GAS Turbocharged (VIN F)		Water Pump	DP474 ^{11,9}	V8 4.2L GAS Naturally Aspirated (VIN U)	
Water Pump	DP1500 ^{11,9}	V6 3.2L GAS Naturally Aspirated		Water Pump	DP432 ^{11,9}
2007 A3		Water Pump	DP1252	2003 S8	
L4 2.0L GAS Turbocharged (VIN F)		2005 A6 Quattro		V8 4.2L GAS Naturally Aspirated	
Water Pump	DP1500 ^{11,9}	V6 3.2L GAS Naturally Aspirated		Water Pump	DP432 ^{11,9}
2007 A4		Water Pump	DP1252	2002 A4	
V6 3.2L GAS Naturally Aspirated		V8 4.2L GAS Naturally Aspirated		V6 3.0L GAS Naturally Aspirated (VIN T)	
Water Pump	DP1252	Water Pump	DP739	Water Pump	DP474 ^{11,9}
2007 A4 Quattro		2005 A8 Quattro		2002 A4 Quattro	
L4 2.0L GAS Turbocharged		V8 4.2L GAS Naturally Aspirated		V6 3.0L GAS Naturally Aspirated (VIN T)	
Water Pump	DP1500 ^{11,9}	Water Pump	DP432 ^{11,9}	Water Pump	DP474 ^{11,9}
V6 3.2L GAS Naturally Aspirated		2005 Allroad Quattro		2002 A6	
Water Pump	DP1252	V8 4.2L GAS Naturally Aspirated		V6 3.0L GAS Naturally Aspirated (VIN T)	
2007 A6		Water Pump	DP739	Water Pump	DP474 ^{11,9}
V6 3.2L GAS Naturally Aspirated		2005 S4		2002 A6 Quattro	
Water Pump	DP1252	V8 4.2L GAS Naturally Aspirated		V6 3.0L GAS Naturally Aspirated (VIN T)	
2007 A6 Quattro		Water Pump	DP739	Water Pump	DP474 ^{11,9}
V6 3.2L GAS Naturally Aspirated		2004 A4		V8 4.2L GAS Naturally Aspirated (VIN L)	
Water Pump	DP1252	V6 3.0L GAS Naturally Aspirated (VIN T)		Water Pump	DP432 ^{11,9}
2007 Q7		Water Pump	DP474 ^{11,9}	2002 A8 Quattro	
V6 3.6L GAS Naturally Aspirated		2004 A4 Quattro		V8 4.2L GAS Naturally Aspirated (VIN L)	
Water Pump	DP731	V6 3.0L GAS Naturally Aspirated (VIN T)		Water Pump	DP432 ^{11,9}
2007 S4		Water Pump	DP474 ^{11,9}	2002 S6	
V8 4.2L GAS Naturally Aspirated		2004 A6		V8 4.2L GAS Naturally Aspirated (VIN U)	
Water Pump	DP739	V6 3.0L GAS Naturally Aspirated (VIN T)		Water Pump	DP432 ^{11,9}
2006 A3		Water Pump	DP474 ^{11,9}	2002 S8	
L4 2.0L GAS Turbocharged (VIN F)		2004 A6 Quattro		V8 4.2L GAS Naturally Aspirated (VIN U)	
Water Pump	DP1500 ^{11,9}	V6 3.0L GAS Naturally Aspirated (VIN T)		Water Pump	DP432 ^{11,9}
		Water Pump	DP474 ^{11,9}		

Audi	
2002 TT Quattro	
L4 1.8L GAS Turbocharged (VIN T)	
Water Pump	DP028 ^{11,9}
2001 A4	
V6 2.8L GAS Naturally Aspirated (VIN H)	
Water Pump	DP194 ^{11,9}
2001 A4 Quattro	
V6 2.8L GAS Naturally Aspirated (VIN H)	
Water Pump	DP194 ^{11,9}
2001 A6	
V6 2.8L GAS Naturally Aspirated (VIN H)	
Water Pump	DP194 ^{11,9}
2001 A6 Quattro	
V6 2.8L GAS Naturally Aspirated (VIN H)	
Water Pump	DP194 ^{11,9}
V8 4.2L GAS Naturally Aspirated (VIN L)	
Water Pump	DP432 ^{11,9}
2001 A8 Quattro	
V8 4.2L GAS Naturally Aspirated (VIN L)	
Water Pump	DP432 ^{11,9}
2001 S8	
V8 4.2L GAS Naturally Aspirated (VIN U)	
Water Pump	DP432 ^{11,9}
2001 TT	
L4 1.8L GAS Turbocharged (VIN X)	
Water Pump	DP028 ^{11,9}
2001 TT Quattro	
L4 1.8L GAS Turbocharged (VIN C)	
Water Pump	DP028 ^{11,9}
L4 1.8L GAS Turbocharged (VIN T)	
Water Pump	DP028 ^{11,9}
L4 1.8L GAS Turbocharged (VIN X)	
Water Pump	DP028 ^{11,9}
2000 A4	
L4 1.8L GAS Turbocharged (VIN C)	
Water Pump	DP451 ⁹
V6 2.8L GAS Naturally Aspirated (VIN H)	
Water Pump	DP194 ^{11,9}
2000 A4 Quattro	
L4 1.8L GAS Turbocharged (VIN B)	
Water Pump	DP451 ⁹
L4 1.8L GAS Turbocharged (VIN C)	
Water Pump	DP451 ⁹
V6 2.8L GAS Naturally Aspirated (VIN H)	
Water Pump	DP194 ^{11,9}
2000 A6	
V6 2.8L GAS Naturally Aspirated (VIN H)	
Water Pump	DP194 ^{11,9}
2000 A6 Quattro	
V6 2.8L GAS Naturally Aspirated (VIN H)	
Water Pump	DP194 ^{11,9}
V8 4.2L GAS Naturally Aspirated (VIN L)	
Water Pump	DP432 ^{11,9}
2000 A8 Quattro	
V8 4.2L GAS Naturally Aspirated (VIN L)	
Water Pump	DP432 ^{11,9}
2000 TT	
L4 1.8L GAS Turbocharged (VIN C)	
Water Pump	DP028 ^{11,9}
L4 1.8L GAS Turbocharged (VIN S)	
Water Pump	DP028 ^{11,9}
L4 1.8L GAS Turbocharged (VIN T)	
Water Pump	DP028 ^{11,9}

Audi	
1999 A4	
L4 1.8L GAS Turbocharged (VIN B)	
Water Pump	DP451 ⁹
V6 2.8L GAS Naturally Aspirated (VIN D)	
Water Pump	DP194 ^{11,9}
1999 A4 Quattro	
L4 1.8L GAS Turbocharged (VIN B)	
Water Pump	DP451 ⁹
V6 2.8L GAS Naturally Aspirated (VIN D)	
Water Pump	DP194 ^{11,9}
1999 A6	
V6 2.8L GAS Naturally Aspirated (VIN A)	
Water Pump	DP194 ^{11,9}
1999 A6 Quattro	
V6 2.8L GAS Naturally Aspirated (VIN A)	
Water Pump	DP194 ^{11,9}
1998 A4	
L4 1.8L GAS Turbocharged (VIN B)	
Water Pump	DP451 ⁹
V6 2.8L GAS Naturally Aspirated (VIN D)	
Water Pump	DP194 ^{11,9}
1998 A4 Quattro	
L4 1.8L GAS Turbocharged (VIN B)	
Water Pump	DP451 ⁹
V6 2.8L GAS Naturally Aspirated (VIN D)	
Water Pump	DP194 ^{11,9}
1998 A6	
V6 2.8L GAS Naturally Aspirated (VIN A)	
Water Pump	DP194 ^{11,9}
1998 A6 Quattro	
V6 2.8L GAS Naturally Aspirated	
Water Pump	DP194 ^{11,9}
1998 Cabriolet	
V6 2.8L GAS Naturally Aspirated (VIN A)	
Water Pump	DP194 ^{11,9}
1997 A4	
L4 1.8L GAS Turbocharged (VIN B)	
Water Pump	DP451 ⁹
V6 2.8L GAS Naturally Aspirated (VIN A)	
Water Pump	DP194 ^{11,9}
1997 A4 Quattro	
L4 1.8L GAS Turbocharged (VIN B)	
Water Pump	DP451 ⁹
V6 2.8L GAS Naturally Aspirated (VIN A)	
Water Pump	DP194 ^{11,9}
1997 A6	
V6 2.8L GAS Naturally Aspirated (VIN A)	
Water Pump	DP194 ^{11,9}
V6 2.8L GAS Naturally Aspirated (VIN C)	
Water Pump	DP194 ^{11,9}
1997 A6 Quattro	
V6 2.8L GAS Naturally Aspirated (VIN A)	
Water Pump	DP194 ^{11,9}
V6 2.8L GAS Naturally Aspirated (VIN C)	
Water Pump	DP194 ^{11,9}
1997 Cabriolet	
V6 2.8L GAS Naturally Aspirated (VIN A)	
Water Pump	DP194 ^{11,9}
1996 A4	
V6 2.8L GAS Naturally Aspirated (VIN A)	
Water Pump	DP194 ^{11,9}
1996 A4 Quattro	
V6 2.8L GAS Naturally Aspirated (VIN A)	
Water Pump	DP194 ^{11,9}
1996 A6	
V6 2.8L GAS Naturally Aspirated (VIN A)	
Water Pump	DP194 ^{11,9}
V6 2.8L GAS Naturally Aspirated (VIN C)	
Water Pump	DP194 ^{11,9}

Audi	
1996 A6 Quattro	
V6 2.8L GAS Naturally Aspirated (VIN A)	
Water Pump	DP194 ^{11,9}
V6 2.8L GAS Naturally Aspirated (VIN C)	
Water Pump	DP194 ^{11,9}
1996 Cabriolet	
V6 2.8L GAS Naturally Aspirated (VIN A)	
Water Pump	DP194 ^{11,9}
1995 90 Quattro	
V6 2.8L GAS Naturally Aspirated (VIN A)	
Water Pump	DP194 ^{11,9}
V6 2.8L GAS Naturally Aspirated (VIN E)	
Water Pump	DP194 ^{11,9}
V6 2.8L GAS Naturally Aspirated (VIN K)	
Water Pump	DP194 ^{11,9}
1989 200	
L5 2.2L GAS Turbocharged (VIN C)	
Water Pump	DP003 ¹¹
1988 5000	
L5 2.2L GAS Turbocharged (VIN D)	
Water Pump	DP003 ^{11,9}
L5 2.3L GAS Naturally Aspirated (VIN B)	
Water Pump	DP003 ^{11,9}
L5 2.3L GAS Naturally Aspirated (VIN C)	
Water Pump	DP003 ^{11,9}
1988 5000 Quattro	
L5 2.2L GAS Turbocharged (VIN D)	
Water Pump	DP003 ^{11,9}
L5 2.2L GAS Turbocharged (VIN E)	
Water Pump	DP003 ^{11,9}
L5 2.3L GAS Naturally Aspirated (VIN B)	
Water Pump	DP003 ^{11,9}
L5 2.3L GAS Naturally Aspirated (VIN C)	
Water Pump	DP003 ^{11,9}
1988 80 Quattro	
L5 2.3L GAS Naturally Aspirated (VIN C)	
Water Pump	DP003 ¹¹
1988 90	
L5 2.3L GAS Naturally Aspirated (VIN C)	
Water Pump	DP003 ^{11,9}
1988 90 Quattro	
L5 2.3L GAS Naturally Aspirated (VIN C)	
Water Pump	DP003 ¹¹
1987 4000	
L4 1.8L GAS Naturally Aspirated (VIN C)	
Water Pump	DP2851 ⁹
1987 4000 Quattro	
L5 2.2L GAS Naturally Aspirated (VIN B)	
Water Pump	DP003 ^{11,9}
1987 5000	
L5 2.2L GAS Naturally Aspirated (VIN B)	
Water Pump	DP003 ^{11,9}
L5 2.2L GAS Turbocharged (VIN D)	
Water Pump	DP003 ^{11,9}
L5 2.2L GAS Turbocharged (VIN E)	
Water Pump	DP003 ^{11,9}
L5 2.3L GAS Naturally Aspirated (VIN B)	
Water Pump	DP003 ^{11,9}
L5 2.3L GAS Naturally Aspirated (VIN C)	
Water Pump	DP003 ^{11,9}
1987 5000 Quattro	
L5 2.2L GAS Turbocharged (VIN D)	
Water Pump	DP003 ¹¹
L5 2.2L GAS Turbocharged (VIN E)	
Water Pump	DP003 ¹¹
L5 2.3L GAS Naturally Aspirated (VIN B)	
Water Pump	DP003 ^{11,9}
L5 2.3L GAS Naturally Aspirated (VIN C)	
Water Pump	DP003 ^{11,9}

Audi	
1987 Coupe	
L5 2.2L GAS Naturally Aspirated (VIN D)	
Water Pump	DP003 ¹¹
L5 2.2L GAS Naturally Aspirated (VIN E)	
Water Pump	DP003 ¹¹
L5 2.3L GAS Naturally Aspirated (VIN C)	
Water Pump	DP003 ¹¹
1986 4000	
L5 2.2L GAS Naturally Aspirated (VIN C)	
Water Pump	DP003 ^{11,9}
1986 4000 Quattro	
L5 2.2L GAS Naturally Aspirated (VIN B)	
Water Pump	DP003 ^{11,9}
1986 5000	
L5 2.2L GAS Naturally Aspirated (VIN B)	
Water Pump	DP003 ^{11,9}
L5 2.2L GAS Turbocharged (VIN D)	
Water Pump	DP003 ^{11,9}
1986 5000 Quattro	
L5 2.2L GAS Turbocharged (VIN D)	
Water Pump	DP003 ¹¹
L5 2.2L GAS Turbocharged (VIN E)	
Water Pump	DP003 ¹¹
1986 Coupe	
L5 2.2L GAS Naturally Aspirated (VIN D)	
Water Pump	DP003 ¹¹
1986 Quattro	
L5 2.2L GAS Turbocharged (VIN C)	
Water Pump	DP003 ¹¹
1985 4000	
L5 2.2L GAS Naturally Aspirated (VIN C)	
Water Pump	DP003 ^{11,9}
1985 4000 Quattro	
L5 2.2L GAS Naturally Aspirated (VIN B)	
Water Pump	DP003 ^{11,9}
1985 5000	
L5 2.2L GAS Naturally Aspirated (VIN B)	
Water Pump	DP003 ¹¹
L5 2.2L GAS Turbocharged (VIN C)	
Water Pump	DP003 ¹¹
1985 Coupe	
L5 2.2L GAS Naturally Aspirated (VIN D)	
Water Pump	DP003 ¹¹
1985 Quattro	
L5 2.2L GAS Turbocharged (VIN C)	
Water Pump	DP003 ^{11,9}
1984 4000	
L4 1.8L GAS Naturally Aspirated (VIN A)	
Water Pump	DP2851 ⁹
L5 2.2L GAS Naturally Aspirated (VIN B)	
Water Pump	DP003 ¹¹
1984 4000 Quattro	
L5 2.2L GAS Naturally Aspirated (VIN B)	
Water Pump	DP003 ^{11,9}
1984 5000	
L5 2.2L GAS Naturally Aspirated (VIN A)	
Water Pump	DP003 ¹¹
L5 2.2L GAS Naturally Aspirated (VIN B)	
Water Pump	DP003 ¹¹
L5 2.2L GAS Turbocharged (VIN C)	
Water Pump	DP003 ¹¹
1984 Coupe	
L5 2.2L GAS Naturally Aspirated (VIN A)	
Water Pump	DP003 ¹¹
L5 2.2L GAS Naturally Aspirated (VIN B)	
Water Pump	DP003 ¹¹
L5 2.2L GAS Naturally Aspirated (VIN D)	
Water Pump	DP003 ¹¹

Audi	
1984 Quattro	
L5 2.2L GAS Turbocharged (VIN C)	
Water Pump	DP003 ¹¹
1983 4000	
L4 1.6L DIESEL Naturally Aspirated (VIN G)	
Water Pump	DP2851 ⁹
L4 1.6L DIESEL Turbocharged (VIN H)	
Water Pump	DP2851 ⁹
L4 1.7L GAS Naturally Aspirated (VIN A)	
Water Pump	DP2851 ⁹
L5 2.2L GAS Naturally Aspirated (VIN B)	
Water Pump	DP003 ¹¹
1983 5000	
L5 2.2L GAS Naturally Aspirated (VIN B)	
Water Pump	DP003 ¹¹
L5 2.2L GAS Turbocharged (VIN C)	
Water Pump	DP003 ¹¹
1983 Coupe	
L5 2.2L GAS Naturally Aspirated (VIN B)	
Water Pump	DP003 ¹¹
1983 Quattro	
L5 2.2L GAS Turbocharged (VIN C)	
Water Pump	DP003 ¹¹
1982 4000	
L4 1.6L DIESEL Naturally Aspirated (VIN G)	
Water Pump	DP2851 ⁹
L4 1.6L DIESEL Turbocharged (VIN H)	
Water Pump	DP2851 ⁹
L4 1.7L GAS Naturally Aspirated (VIN A)	
Water Pump	DP2851 ⁹
L5 2.2L GAS Naturally Aspirated (VIN B)	
Water Pump	DP003 ¹¹
1982 5000	
L5 2.2L GAS Naturally Aspirated (VIN B)	
Water Pump	DP003 ¹¹
L5 2.2L GAS Turbocharged (VIN C)	
Water Pump	DP003 ¹¹
1982 Coupe	
L5 2.2L GAS Naturally Aspirated (VIN B)	
Water Pump	DP003 ¹¹
1981 4000	
L4 1.7L GAS Naturally Aspirated (VIN A)	
Water Pump	DP2851 ⁹
L5 2.2L GAS Naturally Aspirated (VIN B)	
Water Pump	DP003 ^{11,9}
1981 5000	
L5 2.2L GAS Naturally Aspirated (VIN B)	
Water Pump	DP003 ¹¹
L5 2.2L GAS Turbocharged (VIN C)	
Water Pump	DP003 ¹¹
1981 Coupe	
L5 2.2L GAS Naturally Aspirated (VIN B)	
Water Pump	DP003 ^{11,9}
1980 4000	
L5 2.2L GAS Naturally Aspirated	
Water Pump	DP003 ^{11,9}
1980 5000	
L5 2.2L GAS Naturally Aspirated	
Water Pump	DP003 ¹¹
L5 2.2L GAS Turbocharged	
Water Pump	DP003 ¹¹
L5 2.2L GAS Turbocharged (VIN C)	
Water Pump	DP003 ¹¹
Austin	
1975 Marina	
L4 1.8L GAS Naturally Aspirated	
Water Pump	DP1097

Austin	
1974 Marina	
L4 1.8L GAS Naturally Aspirated	
Water Pump	DP1097
1973 Marina	
L4 1.8L GAS Naturally Aspirated	
Water Pump	DP1097
Avanti	
2004 II	
V8 5.7L GAS Naturally Aspirated	
Water Pump	DP1317
2003 II	
V8 5.7L GAS Naturally Aspirated	
Water Pump	DP1317
2002 II	
V8 5.7L GAS Naturally Aspirated	
Water Pump	DP1317
2001 II	
V8 5.7L GAS Naturally Aspirated	
Water Pump	DP1317
1980 II	
V8 5.7L GAS Naturally Aspirated	
Heavy Duty	DP8191 ²⁹
Standard Duty	DP819
1979 II	
V8 5.7L GAS Naturally Aspirated	
Heavy Duty	DP8191 ²⁹
Standard Duty	DP819
1978 II	
V8 5.7L GAS Naturally Aspirated	
Heavy Duty	DP8191 ²⁹
Standard Duty	DP819
1977 II	
V8 5.7L GAS Naturally Aspirated	
Heavy Duty	DP8191 ²⁹
Standard Duty	DP819
1976 II	
V8 6.6L GAS Naturally Aspirated	
Heavy Duty	DP10031
Standard Duty	DP1003
1975 II	
V8 6.6L GAS Naturally Aspirated	
Heavy Duty	DP10031
Standard Duty	DP1003
1974 II	
V8 6.6L GAS Naturally Aspirated	
Heavy Duty	DP10031
Standard Duty	DP1003
V8 6.6L GAS Naturally Aspirated (VIN U)	
Heavy Duty	DP10031
Standard Duty	DP1003
1973 II	
V8 6.6L GAS Naturally Aspirated	
Heavy Duty	DP10031
Standard Duty	DP1003
V8 6.6L GAS Naturally Aspirated (VIN U)	
Heavy Duty	DP10031
Standard Duty	DP1003
1972 II	
V8 5.7L GAS Naturally Aspirated	
Heavy Duty	DP1331 ²⁹
Standard Duty	DP1313
V8 5.7L GAS Naturally Aspirated (VIN K)	
Heavy Duty	DP1331 ²⁹
Standard Duty	DP1313
1971 II	
V8 5.7L GAS Naturally Aspirated	
Heavy Duty	DP1331 ²⁹
Standard Duty	DP1313

Avanti	
1970 II	
V8 5.7L GAS Naturally Aspirated	
Heavy Duty	DP1331 ²⁹
Standard Duty	DP1313
1969 II	
V8 5.3L GAS Naturally Aspirated	
Heavy Duty	DP1331 ²⁹
Standard Duty	DP1313
V8 5.4L GAS Naturally Aspirated	
Heavy Duty	DP1331 ²⁹
Standard Duty	DP1313
V8 5.7L GAS Naturally Aspirated	
Heavy Duty	DP1331 ²⁹
Standard Duty	DP1313
1968 II	
V8 5.3L GAS Naturally Aspirated	
Heavy Duty	DP1331 ²⁹
Standard Duty	DP1313
V8 5.4L GAS Naturally Aspirated	
Heavy Duty	DP1331 ²⁹
Standard Duty	DP1313
1967 II	
V8 5.3L GAS Naturally Aspirated	
Heavy Duty	DP1331 ²⁹
Standard Duty	DP1313
1966 II	
V8 5.3L GAS Naturally Aspirated	
Heavy Duty	DP1331 ²⁹
Standard Duty	DP1313
1965 II	
V8 5.3L GAS Naturally Aspirated	
Heavy Duty	DP1331 ²⁹
Standard Duty	DP1313
BMW	
2010 550i	
V8 4.8L GAS Naturally Aspirated	
Water Pump	DP1304
2010 650i	
V8 4.8L GAS Naturally Aspirated	
Water Pump	DP1304
2010 X5	
V8 4.8L GAS Naturally Aspirated	
Water Pump	DP1304
2009 550i	
V8 4.8L GAS Naturally Aspirated	
Water Pump	DP1304
2009 650i	
V8 4.8L GAS Naturally Aspirated	
Water Pump	DP1304
2009 X5	
V8 4.8L GAS Naturally Aspirated	
Water Pump	DP1304
2008 550i	
V8 4.8L GAS Naturally Aspirated	
Water Pump	DP1304
2008 650i	
V8 4.8L GAS Naturally Aspirated	
Water Pump	DP1304
2008 750i	
V8 4.8L GAS Naturally Aspirated	
Water Pump	DP1304
2008 750Li	
V8 4.8L GAS Naturally Aspirated	
Water Pump	DP1304
2008 X5	
V8 4.8L GAS Naturally Aspirated	
Water Pump	DP1304

BMW	
2008 Z4	
L6 3.0L GAS Naturally Aspirated	
Water Pump	DP269
L6 3.2L GAS Naturally Aspirated	
Water Pump	DP269
2007 525i	
L6 3.0L GAS Naturally Aspirated	
Water Pump	DP269
2007 525xi	
L6 3.0L GAS Naturally Aspirated	
Water Pump	DP269
2007 530i	
L6 3.0L GAS Naturally Aspirated	
Water Pump	DP269
2007 530xi	
L6 3.0L GAS Naturally Aspirated	
Water Pump	DP269
2007 550i	
V8 4.8L GAS Naturally Aspirated	
Water Pump	DP1304
2007 650i	
V8 4.8L GAS Naturally Aspirated	
Water Pump	DP1304
2007 750i	
V8 4.8L GAS Naturally Aspirated	
Water Pump	DP1304
2007 750Li	
V8 4.8L GAS Naturally Aspirated	
Water Pump	DP1304
2007 X5	
V8 4.8L GAS Naturally Aspirated	
Water Pump	DP1304
2007 Z4	
L6 3.0L GAS Naturally Aspirated	
Water Pump	DP269
L6 3.2L GAS Naturally Aspirated	
Water Pump	DP269
2006 323i	
L6 2.5L GAS Naturally Aspirated	
Water Pump	DP269
2006 325Ci	
L6 2.5L GAS Naturally Aspirated	
Water Pump	DP269
2006 325i	
L6 3.0L GAS Naturally Aspirated	
Water Pump	DP269
2006 325xi	
L6 3.0L GAS Naturally Aspirated	
Water Pump	DP269
2006 330Ci	
L6 3.0L GAS Naturally Aspirated	
Water Pump	DP269
2006 330i	
L6 3.0L GAS Naturally Aspirated	
Water Pump	DP269
2006 330xi	
L6 3.0L GAS Naturally Aspirated	
Water Pump	DP269
2006 525i	
L6 3.0L GAS Naturally Aspirated	
Water Pump	DP269
2006 525xi	
L6 3.0L GAS Naturally Aspirated	
Water Pump	DP269
2006 530i	
L6 3.0L GAS Naturally Aspirated	
Water Pump	DP269

BMW	
2006 530xi	
L6 3.0L GAS Naturally Aspirated	
Water Pump	DP269
2006 550i	
V8 4.8L GAS Naturally Aspirated	
Water Pump	DP1304
2006 650i	
V8 4.8L GAS Naturally Aspirated	
Water Pump	DP1304
2006 750i	
V8 4.8L GAS Naturally Aspirated	
Water Pump	DP1304
2006 750Li	
V8 4.8L GAS Naturally Aspirated	
Water Pump	DP1304
2006 M3	
L6 3.2L GAS Naturally Aspirated	
Water Pump	DP269
2006 X3	
L6 2.5L GAS Naturally Aspirated	
Water Pump	DP269
L6 3.0L GAS Naturally Aspirated	
Water Pump	DP269
2006 X5	
L6 3.0L GAS Naturally Aspirated	
Water Pump	DP269
2006 Z4	
L6 3.0L GAS Naturally Aspirated	
Water Pump	DP269
L6 3.2L GAS Naturally Aspirated	
Water Pump	DP269
2005 320i	
L6 2.2L GAS Naturally Aspirated	
Water Pump	DP269
2005 325Ci	
L6 2.5L GAS Naturally Aspirated	
Water Pump	DP269
2005 325i	
L6 2.5L GAS Naturally Aspirated	
Water Pump	DP269
2005 325xi	
L6 2.5L GAS Naturally Aspirated	
Water Pump	DP269
2005 330Ci	
L6 3.0L GAS Naturally Aspirated	
Water Pump	DP269
2005 330i	
L6 3.0L GAS Naturally Aspirated	
Water Pump	DP269
2005 330xi	
L6 3.0L GAS Naturally Aspirated	
Water Pump	DP269
2005 525i	
L6 2.5L GAS Naturally Aspirated	
Water Pump	DP269
2005 530i	
L6 3.0L GAS Naturally Aspirated	
Water Pump	DP269
2005 M3	
L6 3.2L GAS Naturally Aspirated	
Water Pump	DP269
2005 X3	
L6 2.5L GAS Naturally Aspirated	
Water Pump	DP269
L6 3.0L GAS Naturally Aspirated	
Water Pump	DP269
2005 X5	
L6 3.0L GAS Naturally Aspirated	
Water Pump	DP269

BMW		BMW		BMW	
1999 M3		1997 Z3		1994 840Ci	
L6 3.2L GAS Naturally Aspirated		L6 2.8L GAS Naturally Aspirated		V8 4.0L GAS Naturally Aspirated	
Water Pump	DP269	Water Pump	DP269	Water Pump	DP1087
1999 Z3		1996 318i		1994 M3	
L6 2.5L GAS Naturally Aspirated		L4 1.9L GAS Naturally Aspirated		L6 3.0L GAS Naturally Aspirated	
Water Pump	DP269	Water Pump	DP271	Water Pump	DP269
L6 2.8L GAS Naturally Aspirated		1996 318is		1993 318i	
Water Pump	DP269	L4 1.9L GAS Naturally Aspirated		L4 1.8L GAS Naturally Aspirated	
L6 3.2L GAS Naturally Aspirated		Water Pump		DP271	
Water Pump	DP269	1996 318ti		1993 318is	
1998 318i		L4 1.9L GAS Naturally Aspirated		L4 1.8L GAS Naturally Aspirated	
L4 1.9L GAS Naturally Aspirated		Water Pump		DP271	
Water Pump	DP271	1996 328i		1993 320i	
1998 318is		L6 2.8L GAS Naturally Aspirated		L6 2.0L GAS Naturally Aspirated	
L4 1.9L GAS Naturally Aspirated		Water Pump		DP269	
Water Pump	DP271	1996 328is		1993 325is	
1998 318ti		L6 2.8L GAS Naturally Aspirated		L6 2.5L GAS Naturally Aspirated	
L4 1.9L GAS Naturally Aspirated		Water Pump		DP269	
Water Pump	DP271	1996 M3		1993 525i	
1998 323i		L6 3.2L GAS Naturally Aspirated		L6 2.5L GAS Naturally Aspirated	
L6 2.5L GAS Naturally Aspirated		Water Pump		DP269	
Water Pump	DP269	1996 Z3		1993 525iT	
1998 323is		L4 1.9L GAS Naturally Aspirated		L6 2.5L GAS Naturally Aspirated	
L6 2.5L GAS Naturally Aspirated		Water Pump		DP269	
Water Pump	DP269	1995 318i		1992 318i	
1998 328i		L4 1.8L GAS Naturally Aspirated		L4 1.8L GAS Naturally Aspirated	
L6 2.8L GAS Naturally Aspirated		Water Pump		DP271	
Water Pump	DP269	1995 318is		1992 318is	
1998 328is		L4 1.8L GAS Naturally Aspirated		L4 1.8L GAS Naturally Aspirated	
L6 2.8L GAS Naturally Aspirated		Water Pump		DP271	
Water Pump	DP269	1995 318ti		1992 320i	
1998 528i		L4 1.8L GAS Naturally Aspirated		L6 2.0L GAS Naturally Aspirated	
L6 2.8L GAS Naturally Aspirated		Water Pump		DP269	
Water Pump	DP269	1995 320i		1992 325is	
1998 M3		L6 2.0L GAS Naturally Aspirated		L6 2.5L GAS Naturally Aspirated	
L6 3.2L GAS Naturally Aspirated		Water Pump		DP269	
Water Pump	DP269	1995 325i		1992 525i	
1998 Z3		L6 2.5L GAS Naturally Aspirated		L6 2.5L GAS Naturally Aspirated	
L4 1.9L GAS Naturally Aspirated		Water Pump		DP269	
Water Pump	DP271	1995 325is		1991 318i	
1998 318i		L6 2.5L GAS Naturally Aspirated		L4 1.8L GAS Naturally Aspirated	
L6 2.8L GAS Naturally Aspirated		Water Pump		DP271	
Water Pump	DP269	1995 525i		1991 318is	
1998 318is		L6 2.5L GAS Naturally Aspirated		L4 1.8L GAS Naturally Aspirated	
L4 1.9L GAS Naturally Aspirated		Water Pump		DP271	
Water Pump	DP271	1995 840Ci		1991 325i	
1997 318i		V8 4.0L GAS Naturally Aspirated		L6 2.5L GAS Naturally Aspirated	
L6 2.8L GAS Naturally Aspirated		Water Pump		DP1038°	
Water Pump	DP269	1995 M3		1991 325is	
1997 318is		L6 3.0L GAS Naturally Aspirated		L6 2.5L GAS Naturally Aspirated	
L4 1.9L GAS Naturally Aspirated		Water Pump		DP1038°	
Water Pump	DP271	1994 318i		1991 325iX	
1997 318ti		L4 1.8L GAS Naturally Aspirated		L6 2.5L GAS Naturally Aspirated	
L4 1.9L GAS Naturally Aspirated		Water Pump		DP1038°	
Water Pump	DP271	1994 318is		1991 525i	
1997 328i		L4 1.8L GAS Naturally Aspirated		L6 2.5L GAS Naturally Aspirated	
L6 2.8L GAS Naturally Aspirated		Water Pump		DP269°	
Water Pump	DP269	1994 320i		1990 325i	
1997 328is		L6 2.0L GAS Naturally Aspirated		L6 2.5L GAS Naturally Aspirated	
L6 2.8L GAS Naturally Aspirated		Water Pump		DP1038°	
Water Pump	DP269	1994 325i		1990 325is	
1997 528i		L6 2.5L GAS Naturally Aspirated		L6 2.5L GAS Naturally Aspirated	
L6 2.8L GAS Naturally Aspirated		Water Pump		DP1038°	
Water Pump	DP269	1994 325is		1990 325iX	
1997 M3		L6 2.5L GAS Naturally Aspirated		L6 2.5L GAS Naturally Aspirated	
L6 3.2L GAS Naturally Aspirated		Water Pump		DP1038°	
Water Pump	DP269	1994 525i		1990 525i	
1997 Z3		L6 2.5L GAS Naturally Aspirated		L6 2.5L GAS Naturally Aspirated	
L4 1.9L GAS Naturally Aspirated		Water Pump		DP1038°	
Water Pump	DP271	L6 2.5L GAS Naturally Aspirated		Water Pump	
		DP269		DP1038°	

BMW		BMW		Buick	
1989 325i		1983 528e		2014 Verano	
L6 2.5L GAS Naturally Aspirated		L6 2.7L GAS Naturally Aspirated		L4 2.0L FLEX Turbocharged (VIN V)	
Water Pump	DP1038 ⁹	Water Pump	DP1062 ⁹	Water Pump	DP208
1989 325is		1982 528e		L4 2.4L FLEX Naturally Aspirated (VIN K)	
L6 2.5L GAS Naturally Aspirated		L6 2.7L GAS Naturally Aspirated		Water Pump DP208	
Water Pump	DP1038 ⁹	Water Pump	DP1062 ⁹	2013 Enclave	
1989 325iX		1979 528i		V6 3.6L GAS Naturally Aspirated (VIN D)	
L6 2.5L GAS Naturally Aspirated		L6 2.8L GAS Naturally Aspirated		Water Pump DP532	
Water Pump	DP1038 ⁹	Water Pump	DP1062	2013 LaCrosse	
1989 525i		Buick		L4 2.4L ELECTRIC/GAS Naturally Aspirated (VIN R)	
L6 2.5L GAS Naturally Aspirated		2017 Enclave		Water Pump DP208	
Water Pump	DP1038 ⁹	V6 3.6L GAS Naturally Aspirated (VIN D)		V6 3.6L FLEX Naturally Aspirated (VIN 3)	
1988 325		Water Pump DP532		Water Pump DP532	
L6 2.7L GAS Naturally Aspirated		2017 Verano		2013 Regal	
Water Pump	DP1038 ⁹	L4 2.4L FLEX Naturally Aspirated (VIN K)		L4 2.0L FLEX Turbocharged (VIN V)	
1988 325i		Water Pump DP208		Water Pump DP208	
L6 2.5L GAS Naturally Aspirated		2016 Enclave		L4 2.4L ELECTRIC/GAS Naturally Aspirated (VIN R)	
Water Pump	DP1038 ⁹	V6 3.6L GAS Naturally Aspirated (VIN D)		Water Pump DP208	
1988 325is		Water Pump DP532		2013 Verano	
L6 2.5L GAS Naturally Aspirated		2016 LaCrosse		L4 2.0L FLEX Turbocharged (VIN V)	
Water Pump	DP1038 ⁹	L4 2.4L ELECTRIC/GAS Naturally Aspirated (VIN R)		Water Pump DP208	
1988 325iX		Water Pump DP208		L4 2.4L FLEX Naturally Aspirated (VIN K)	
L6 2.5L GAS Naturally Aspirated		V6 3.6L FLEX Naturally Aspirated (VIN 3)		Water Pump DP208	
Water Pump	DP1038 ⁹	Water Pump DP532		2012 Enclave	
1988 528e		V6 3.6L GAS Naturally Aspirated (VIN 3)		V6 3.6L GAS Naturally Aspirated (VIN D)	
L6 2.7L GAS Naturally Aspirated		Water Pump DP532		Water Pump DP532	
1987 325		2016 Verano		2012 LaCrosse	
L6 2.7L GAS Naturally Aspirated		L4 2.0L FLEX Turbocharged (VIN V)		L4 2.4L ELECTRIC/GAS Naturally Aspirated (VIN R)	
Water Pump	DP1062 ⁹	Water Pump DP208		Water Pump DP208	
1987 325e		L4 2.4L FLEX Naturally Aspirated (VIN K)		V6 3.6L FLEX Naturally Aspirated (VIN 3)	
L6 2.7L GAS Naturally Aspirated		Water Pump DP208		Water Pump DP532	
1987 325es		2015 Enclave		2012 Regal	
L6 2.7L GAS Naturally Aspirated		V6 3.6L GAS Naturally Aspirated (VIN D)		L4 2.0L FLEX Turbocharged (VIN V)	
Water Pump	DP1062 ⁹	Water Pump DP532		Water Pump DP208	
1987 325i		2015 LaCrosse		L4 2.4L ELECTRIC/GAS Naturally Aspirated (VIN R)	
L6 2.5L GAS Naturally Aspirated		L4 2.4L ELECTRIC/GAS Naturally Aspirated (VIN R)		Water Pump DP208	
Water Pump	DP1062 ⁹	Water Pump DP208		L4 2.4L FLEX Naturally Aspirated (VIN K)	
1987 325is		V6 3.6L FLEX Naturally Aspirated (VIN 3)		Water Pump DP208	
L6 2.5L GAS Naturally Aspirated		Water Pump DP532		2012 Verano	
1987 528e		2015 Regal		L4 2.4L FLEX Naturally Aspirated (VIN K)	
L6 2.7L GAS Naturally Aspirated		L4 2.4L ELECTRIC/GAS Naturally Aspirated (VIN R)		Water Pump DP208	
Water Pump	DP1062 ⁹	Water Pump DP208		2011 Enclave	
1986 325		L4 2.4L FLEX Naturally Aspirated (VIN K)		V6 3.6L GAS Naturally Aspirated (VIN D)	
L6 2.7L GAS Naturally Aspirated		Water Pump DP208		Water Pump DP532	
1986 325e		2015 Verano		2011 LaCrosse	
L6 2.7L GAS Naturally Aspirated		L4 2.0L FLEX Turbocharged (VIN V)		L4 2.4L GAS Naturally Aspirated (VIN C)	
Water Pump	DP1062 ⁹	Water Pump DP208		Water Pump DP208	
1986 325es		L4 2.4L FLEX Naturally Aspirated (VIN K)		2011 Lucerne	
L6 2.7L GAS Naturally Aspirated		Water Pump DP208		V6 3.9L FLEX Naturally Aspirated (VIN M)	
1986 528e		2014 Enclave		Water Pump DP981	
L6 2.7L GAS Naturally Aspirated		V6 3.6L GAS Naturally Aspirated (VIN D)		V8 4.6L GAS Naturally Aspirated (VIN S)	
Water Pump	DP1062 ⁹	Water Pump DP532		Water Pump DP1310	
1985 325e		2014 LaCrosse		2011 Regal	
L6 2.7L GAS Naturally Aspirated		L4 2.4L ELECTRIC/GAS Naturally Aspirated (VIN R)		L4 2.0L FLEX Turbocharged (VIN V)	
Water Pump	DP1062 ⁹	Water Pump DP208		Water Pump DP208	
1985 528e		V6 3.6L FLEX Naturally Aspirated (VIN 3)		L4 2.4L GAS Naturally Aspirated (VIN C)	
L6 2.7L GAS Naturally Aspirated		Water Pump DP532		Water Pump DP208	
1984 325e		2014 Regal		2010 Allure	
L6 2.7L GAS Naturally Aspirated		L4 2.0L GAS Turbocharged (VIN X)		L4 2.4L GAS Naturally Aspirated (VIN C)	
Water Pump	DP1062 ⁹	Water Pump DP208		Water Pump DP208	
1984 528e		L4 2.4L ELECTRIC/GAS Naturally Aspirated (VIN R)		V6 3.0L GAS Naturally Aspirated (VIN G)	
L6 2.7L GAS Naturally Aspirated		Water Pump DP208		Water Pump DP532	
Water Pump	DP1062 ⁹	V6 3.6L GAS Naturally Aspirated (VIN V)		Water Pump DP532	
1984 528e		Water Pump DP208		V6 3.6L GAS Naturally Aspirated (VIN V)	
L6 2.7L GAS Naturally Aspirated		Water Pump DP208		Water Pump DP532	
Water Pump	DP1062 ⁹	Water Pump DP208		V6 3.6L GAS Naturally Aspirated (VIN V)	
1984 528e		Water Pump DP208		Water Pump DP532	
L6 2.7L GAS Naturally Aspirated		Water Pump DP208		V6 3.6L GAS Naturally Aspirated (VIN V)	
Water Pump	DP1062 ⁹	Water Pump DP208		Water Pump DP532	

Buick	
2010 Enclave	
V6 3.6L GAS Naturally Aspirated (VIN D)	Water Pump DP532
2010 LaCrosse	
L4 2.4L GAS Naturally Aspirated (VIN C)	Water Pump DP208
V6 3.0L GAS Naturally Aspirated (VIN G)	Water Pump DP532
V6 3.6L GAS Naturally Aspirated (VIN V)	Water Pump DP532
2010 Lucerne	
V6 3.9L FLEX Naturally Aspirated (VIN M)	Water Pump DP981
V6 3.9L GAS Naturally Aspirated (VIN 1)	Water Pump DP981
V8 4.6L GAS Naturally Aspirated (VIN 9)	Water Pump DP1310
2009 Allure	
V8 5.3L GAS Naturally Aspirated (VIN C)	Water Pump DP1327
2009 Enclave	
V6 3.6L GAS Naturally Aspirated (VIN D)	Water Pump DP532
2009 LaCrosse	
V8 5.3L GAS Naturally Aspirated (VIN C)	Water Pump DP1327
2009 Lucerne	
V6 3.9L FLEX Naturally Aspirated (VIN M)	Water Pump DP981
V6 3.9L GAS Naturally Aspirated (VIN 1)	Water Pump DP981
V8 4.6L GAS Naturally Aspirated (VIN 9)	Water Pump DP1310
2008 Allure	
V6 3.6L GAS Naturally Aspirated (VIN 7)	Water Pump DP532
V8 5.3L GAS Naturally Aspirated (VIN C)	Water Pump DP1327
2008 Enclave	
V6 3.6L GAS Naturally Aspirated (VIN 7)	Water Pump DP532
2008 LaCrosse	
V6 3.6L GAS Naturally Aspirated (VIN 7)	Water Pump DP532
V8 5.3L GAS Naturally Aspirated (VIN C)	Water Pump DP1327
2008 Lucerne	
V8 4.6L GAS Naturally Aspirated (VIN 9)	Water Pump DP1310
V8 4.6L GAS Naturally Aspirated (VIN Y)	Water Pump DP1310
2007 Allure	
V6 3.6L GAS Naturally Aspirated (VIN 7)	Water Pump DP532
2007 LaCrosse	
V6 3.6L GAS Naturally Aspirated (VIN 7)	Water Pump DP532
2007 Lucerne	
V8 4.6L GAS Naturally Aspirated (VIN Y)	Water Pump DP1310
2007 Rainier	
L6 4.2L GAS Naturally Aspirated (VIN S)	Water Pump DP965 ^{27,28}
V8 5.3L GAS Naturally Aspirated (VIN M)	Water Pump DP990 ^{27,28}
2007 Rendezvous	
V6 3.5L GAS Naturally Aspirated (VIN L)	Water Pump DP960

Buick	
2007 Terraza	
V6 3.9L FLEX Naturally Aspirated (VIN W)	Water Pump DP981
V6 3.9L GAS Naturally Aspirated (VIN 1)	Water Pump DP981
2006 Allure	
V6 3.6L GAS Naturally Aspirated (VIN 7)	Water Pump DP532
2006 LaCrosse	
V6 3.6L GAS Naturally Aspirated (VIN 7)	Water Pump DP532
2006 Lucerne	
V8 4.6L GAS Naturally Aspirated (VIN Y)	Water Pump DP1310
2006 Rainier	
L6 4.2L GAS Naturally Aspirated (VIN S)	Water Pump DP965 ^{27,28}
V8 5.3L GAS Naturally Aspirated (VIN M)	Water Pump DP998 ^{27,28}
2006 Rendezvous	
V6 3.5L GAS Naturally Aspirated (VIN L)	Water Pump DP960
V6 3.6L GAS Naturally Aspirated (VIN 7)	Water Pump DP532
2006 Terraza	
V6 3.5L GAS Naturally Aspirated (VIN L)	Water Pump DP960
V6 3.9L GAS Naturally Aspirated (VIN 1)	Water Pump DP981
2005 Allure	
V6 3.6L GAS Naturally Aspirated (VIN 7)	Water Pump DP532
2005 Century	
V6 3.1L GAS Naturally Aspirated (VIN J)	Water Pump DP960
2005 LaCrosse	
V6 3.6L GAS Naturally Aspirated (VIN 7)	Water Pump DP532
2005 Rainier	
L6 4.2L GAS Naturally Aspirated (VIN S)	Water Pump DP965 ^{27,28}
V8 5.3L GAS Naturally Aspirated (VIN M)	Water Pump DP998 ^{27,28}
2005 Rendezvous	
V6 3.4L GAS Naturally Aspirated (VIN E)	Water Pump DP960
V6 3.6L GAS Naturally Aspirated (VIN 7)	Water Pump DP532
2005 Terraza	
V6 3.5L GAS Naturally Aspirated (VIN L)	Water Pump DP960
2004 Century	
V6 3.1L GAS Naturally Aspirated (VIN J)	Water Pump DP960
2004 Rainier	
L6 4.2L GAS Naturally Aspirated (VIN S)	Water Pump DP965 ^{27,28}
V8 5.3L GAS Naturally Aspirated (VIN P)	Water Pump DP998 ^{27,28}
2004 Rendezvous	
V6 3.4L GAS Naturally Aspirated (VIN E)	Water Pump DP960
V6 3.6L GAS Naturally Aspirated (VIN 7)	Water Pump DP532
2003 Century	
V6 3.1L GAS Naturally Aspirated (VIN J)	Water Pump DP960

Buick	
2003 Rendezvous	
V6 3.4L GAS Naturally Aspirated (VIN E)	Water Pump DP960
2002 Century	
V6 3.1L GAS Naturally Aspirated (VIN J)	Water Pump DP960
2002 Rendezvous	
V6 3.4L GAS Naturally Aspirated (VIN E)	Water Pump DP960
2001 Century	
V6 3.1L GAS Naturally Aspirated (VIN J)	Water Pump DP960
2000 Century	
V6 3.1L GAS Naturally Aspirated (VIN J)	Water Pump DP960
1999 Century	
V6 3.1L GAS Naturally Aspirated (VIN M)	Water Pump DP960
1998 Century	
V6 3.1L GAS Naturally Aspirated (VIN M)	Water Pump DP960
1998 Skylark	
L4 2.4L GAS Naturally Aspirated (VIN T)	Water Pump DP1316
V6 3.1L GAS Naturally Aspirated (VIN M)	Water Pump DP960
1997 Century	
V6 3.1L GAS Naturally Aspirated (VIN M)	Water Pump DP960
1997 Skylark	
L4 2.4L GAS Naturally Aspirated (VIN T)	Water Pump DP1316
V6 3.1L GAS Naturally Aspirated (VIN M)	Water Pump DP960
1996 Century	
L4 2.2L GAS Naturally Aspirated (VIN 4)	Water Pump DP966
V6 3.1L GAS Naturally Aspirated (VIN M)	Water Pump DP960
1996 Commercial Chassis	
V8 5.7L GAS Naturally Aspirated (VIN P)	Water Pump DP986
1996 Regal	
V6 3.1L GAS Naturally Aspirated (VIN M)	Water Pump DP960
1996 Roadmaster	
V8 5.7L GAS Naturally Aspirated (VIN P)	Water Pump DP986
1996 Skylark	
L4 2.4L GAS Naturally Aspirated (VIN T)	Water Pump DP1316
V6 3.1L GAS Naturally Aspirated (VIN M)	Water Pump DP960
1995 Century	
L4 2.2L GAS Naturally Aspirated (VIN 4)	Water Pump DP966
V6 3.1L GAS Naturally Aspirated (VIN M)	Water Pump DP960
1995 Commercial Chassis	
V8 5.7L GAS Naturally Aspirated (VIN P)	Water Pump DP986
1995 LeSabre	
V6 3.8L GAS Naturally Aspirated (VIN L)	Water Pump DP999
1995 Park Avenue	
V6 3.8L GAS Naturally Aspirated (VIN K)	Water Pump DP999
V6 3.8L GAS Supercharged (VIN 1)	Water Pump DP999

Buick		Buick		Buick	
1995 Regal		1993 Riviera		1991 Riviera	
V6 3.1L GAS Naturally Aspirated (VIN M)		V6 3.8L GAS Naturally Aspirated (VIN L)		V6 3.8L GAS Naturally Aspirated (VIN L)	
Water Pump	DP960	Water Pump	DP999	Water Pump	DP999
V6 3.8L GAS Naturally Aspirated (VIN L)		1993 Roadmaster		1991 Roadmaster	
Water Pump	DP999	V8 5.7L GAS Naturally Aspirated (VIN 7)		V8 5.0L GAS Naturally Aspirated (VIN E)	
1995 Riviera		Water Pump	DP838	Water Pump	DP838
V6 3.8L GAS Naturally Aspirated (VIN K)		1993 Skylark		1991 Skylark	
Water Pump	DP999	L4 2.3L GAS Naturally Aspirated (VIN 3)		L4 2.3L GAS Naturally Aspirated (VIN D)	
V6 3.8L GAS Supercharged (VIN 1)		Water Pump	DP1033	Water Pump	DP1033
Water Pump	DP999	V6 3.3L GAS Naturally Aspirated (VIN N)		V6 3.3L GAS Naturally Aspirated (VIN N)	
1995 Roadmaster		Water Pump	DP999	Water Pump	DP999
V8 5.7L GAS Naturally Aspirated (VIN P)		1992 Century		1990 Century	
Water Pump	DP986	L4 2.5L GAS Naturally Aspirated (VIN R)		L4 2.5L GAS Naturally Aspirated (VIN R)	
1995 Skylark		Water Pump	DP1044	Water Pump	DP1044
L4 2.3L GAS Naturally Aspirated (VIN D)		V6 3.3L GAS Naturally Aspirated (VIN N)		V6 3.3L GAS Naturally Aspirated (VIN N)	
Water Pump	DP1033	Water Pump	DP999	Water Pump	DP999
V6 3.1L GAS Naturally Aspirated (VIN M)		1992 Commercial Chassis		1990 Electra	
Water Pump	DP960	V8 5.7L GAS Naturally Aspirated (VIN 7)		V6 3.8L GAS Naturally Aspirated (VIN C)	
1994 Century		Water Pump	DP838	Water Pump	DP999
L4 2.2L GAS Naturally Aspirated (VIN 4)		1992 LeSabre		1990 LeSabre	
Water Pump	DP966	V6 3.8L GAS Naturally Aspirated (VIN L)		V6 3.8L GAS Naturally Aspirated (VIN C)	
V6 3.1L GAS Naturally Aspirated (VIN M)		Water Pump	DP999	Water Pump	DP999
Water Pump	DP960	1992 Park Avenue		1990 Reatta	
1994 Commercial Chassis		V6 3.8L GAS Naturally Aspirated (VIN L)		V6 3.8L GAS Naturally Aspirated (VIN C)	
V8 5.7L GAS Naturally Aspirated (VIN P)		Water Pump	DP999	Water Pump	DP999
Water Pump	DP986	V6 3.8L GAS Supercharged (VIN 1)		1990 Regal	
1994 LeSabre		Water Pump	DP999	V6 3.1L GAS Naturally Aspirated (VIN T)	
V6 3.8L GAS Naturally Aspirated (VIN L)		1992 Regal		Water Pump	DP960
Water Pump	DP999	V6 3.1L GAS Naturally Aspirated (VIN T)		V6 3.8L GAS Naturally Aspirated (VIN L)	
1994 Park Avenue		Water Pump	DP960	Water Pump	DP999
V6 3.8L GAS Naturally Aspirated (VIN L)		V6 3.8L GAS Naturally Aspirated (VIN L)		1990 Riviera	
Water Pump	DP999	Water Pump	DP999	V6 3.8L GAS Naturally Aspirated (VIN C)	
V6 3.8L GAS Supercharged (VIN 1)		1992 Riviera		Water Pump	DP999
Water Pump	DP999	V6 3.8L GAS Naturally Aspirated (VIN L)		1990 Skylark	
1994 Regal		Water Pump	DP999	L4 2.3L GAS Naturally Aspirated (VIN D)	
V6 3.1L GAS Naturally Aspirated (VIN M)		1992 Roadmaster		Water Pump	DP1033
Water Pump	DP960	V8 5.7L GAS Naturally Aspirated (VIN 7)		V6 3.3L GAS Naturally Aspirated (VIN N)	
V6 3.8L GAS Naturally Aspirated (VIN L)		Water Pump	DP838	Water Pump	DP999
Water Pump	DP999	1992 Skylark		1989 Century	
1994 Roadmaster		L4 2.3L GAS Naturally Aspirated (VIN 3)		L4 2.5L GAS Naturally Aspirated (VIN R)	
V8 5.7L GAS Naturally Aspirated (VIN P)		Water Pump	DP1033	Water Pump	DP1044
Water Pump	DP986	V6 3.3L GAS Naturally Aspirated (VIN N)		V6 2.8L GAS Naturally Aspirated (VIN W)	
1994 Skylark		Water Pump	DP999	Water Pump	DP960
L4 2.3L GAS Naturally Aspirated (VIN 3)		1991 Century		V6 3.3L GAS Naturally Aspirated (VIN N)	
Water Pump	DP1033	L4 2.5L GAS Naturally Aspirated (VIN R)		Water Pump	DP999
V6 3.1L GAS Naturally Aspirated (VIN M)		Water Pump	DP1044	1989 Electra	
Water Pump	DP960	V6 3.3L GAS Naturally Aspirated (VIN N)		V6 3.8L GAS Naturally Aspirated (VIN C)	
1993 Century		Water Pump	DP999	Water Pump	DP999
L4 2.2L GAS Naturally Aspirated (VIN 4)		1991 Commercial Chassis		1989 LeSabre	
Water Pump	DP966	V8 5.0L GAS Naturally Aspirated (VIN E)		V6 3.8L GAS Naturally Aspirated (VIN C)	
V6 3.3L GAS Naturally Aspirated (VIN N)		Water Pump	DP838	Water Pump	DP999
Water Pump	DP999	1991 LeSabre		1989 Reatta	
1993 Commercial Chassis		V6 3.8L GAS Naturally Aspirated (VIN C)		V6 3.8L GAS Naturally Aspirated (VIN C)	
V8 5.7L GAS Naturally Aspirated (VIN 7)		Water Pump	DP999	Water Pump	DP999
Water Pump	DP838	1991 Park Avenue		1989 Regal	
1993 LeSabre		V6 3.8L GAS Naturally Aspirated (VIN L)		V6 2.8L GAS Naturally Aspirated (VIN W)	
V6 3.8L GAS Naturally Aspirated (VIN L)		Water Pump	DP999	Water Pump	DP960
Water Pump	DP999	V6 3.8L GAS Supercharged (VIN 1)		V6 3.1L GAS Naturally Aspirated (VIN T)	
1993 Park Avenue		Water Pump	DP999	Water Pump	DP960
V6 3.8L GAS Naturally Aspirated (VIN L)		1991 Reatta		1989 Riviera	
Water Pump	DP999	V6 3.8L GAS Naturally Aspirated (VIN L)		V6 3.8L GAS Naturally Aspirated (VIN C)	
V6 3.8L GAS Supercharged (VIN 1)		Water Pump	DP999	Water Pump	DP999
Water Pump	DP999	1991 Regal		1989 Skyhawk	
1993 Regal		V6 3.1L GAS Naturally Aspirated (VIN T)		L4 2.0L GAS Naturally Aspirated (VIN 1)	
V6 3.1L GAS Naturally Aspirated (VIN T)		Water Pump	DP960	Water Pump	DP966
Water Pump	DP960	V6 3.8L GAS Naturally Aspirated (VIN L)		1989 Skylark	
V6 3.8L GAS Naturally Aspirated (VIN L)		Water Pump	DP999	L4 2.3L GAS Naturally Aspirated (VIN D)	
Water Pump	DP999			Water Pump	DP1033

Buick	
1989 Skylark	
V6 3.8L GAS Naturally Aspirated (VIN N)	Water Pump DP999
1988 Century	
L4 2.5L GAS Naturally Aspirated (VIN R)	Water Pump DP1044
V6 2.8L GAS Naturally Aspirated (VIN W)	Water Pump DP960
V6 3.8L GAS Naturally Aspirated (VIN 3)	Water Pump DP999
1988 Electra	
V6 3.8L GAS Naturally Aspirated (VIN C)	Water Pump DP999
1988 LeSabre	
V6 3.8L GAS Naturally Aspirated (VIN 3)	Water Pump DP999
V6 3.8L GAS Naturally Aspirated (VIN C)	Water Pump DP999
1988 Reatta	
V6 3.8L GAS Naturally Aspirated (VIN C)	Water Pump DP999
1988 Regal	
V6 2.8L GAS Naturally Aspirated (VIN W)	Water Pump DP960
1988 Riviera	
V6 3.8L GAS Naturally Aspirated (VIN C)	Water Pump DP999
1988 Skyhawk	
L4 2.0L GAS Naturally Aspirated (VIN 1)	Water Pump DP966
1988 Skylark	
L4 2.3L GAS Naturally Aspirated (VIN D)	Water Pump DP1033
V6 3.0L GAS Naturally Aspirated (VIN L)	Water Pump DP999
1987 Century	
L4 2.5L GAS Naturally Aspirated (VIN R)	Water Pump DP1044
V6 2.8L GAS Naturally Aspirated (VIN W)	Water Pump DP960
V6 3.8L GAS Naturally Aspirated (VIN 3)	Water Pump DP999
1987 Electra	
V6 3.8L GAS Naturally Aspirated (VIN 3)	Water Pump DP999
1987 LeSabre	
V6 3.8L GAS Naturally Aspirated (VIN 3)	Water Pump DP999
1987 Regal	
V6 3.8L GAS Naturally Aspirated (VIN A)	Water Pump DP843
V6 3.8L GAS Turbocharged (VIN 7)	Water Pump DP843
1987 Riviera	
V6 3.8L GAS Naturally Aspirated (VIN 3)	Water Pump DP999
1987 Skyhawk	
L4 2.0L GAS Naturally Aspirated (VIN 1)	Water Pump DP966
1987 Skylark	
V6 3.0L GAS Naturally Aspirated (VIN L)	Water Pump DP999
1987 Somerset	
V6 3.0L GAS Naturally Aspirated (VIN L)	Water Pump DP999
1986 Century	
V6 2.8L GAS Naturally Aspirated (VIN X)	Water Pump DP1024

Buick	
1986 Century	
V6 3.8L GAS Naturally Aspirated (VIN 3)	Water Pump DP999
1986 Electra	
V6 3.8L GAS Naturally Aspirated (VIN B)	Water Pump DP999
1986 LeSabre	
V6 3.0L GAS Naturally Aspirated (VIN L)	Water Pump DP999
V6 3.8L GAS Naturally Aspirated (VIN 3)	Water Pump DP999
V6 3.8L GAS Naturally Aspirated (VIN B)	Water Pump DP999
1986 Regal	
V6 3.8L GAS Naturally Aspirated (VIN A)	Water Pump DP843
V6 3.8L GAS Turbocharged (VIN 7)	Water Pump DP843
1986 Riviera	
V6 3.8L GAS Naturally Aspirated (VIN B)	Water Pump DP999
1986 Skyhawk	
L4 1.8L GAS Naturally Aspirated (VIN 0)	Water Pump DP073 ¹¹
L4 1.8L GAS Turbocharged (VIN J)	Water Pump DP073 ¹¹
1986 Skylark	
V6 3.0L GAS Naturally Aspirated (VIN L)	Water Pump DP999
1986 Somerset	
V6 3.0L GAS Naturally Aspirated (VIN L)	Water Pump DP999
1985 Century	
V6 2.8L GAS Naturally Aspirated (VIN X)	Water Pump DP1024
V6 3.0L GAS Naturally Aspirated (VIN E)	Water Pump DP1090
V6 3.8L GAS Naturally Aspirated (VIN 3)	Water Pump DP1090
1985 Electra	
V6 3.0L GAS Naturally Aspirated (VIN E)	Water Pump DP1090
V6 3.8L GAS Naturally Aspirated (VIN 3)	Water Pump DP1090
1985 LeSabre	
V6 3.8L GAS Naturally Aspirated (VIN A)	Water Pump DP843
1985 Regal	
V6 3.8L GAS Naturally Aspirated (VIN A)	Water Pump DP843
V6 3.8L GAS Turbocharged (VIN 9)	Water Pump DP843
V8 5.0L GAS Naturally Aspirated (VIN H)	Heavy Duty DP9671 ²⁹
	Standard Duty DP967
1985 Riviera	
V6 3.8L GAS Turbocharged (VIN 9)	Water Pump DP843
1985 Skyhawk	
L4 1.8L GAS Naturally Aspirated (VIN 0)	Water Pump DP073 ¹¹
L4 1.8L GAS Turbocharged (VIN J)	Water Pump DP073 ¹¹
1985 Skylark	
V6 2.8L GAS Naturally Aspirated (VIN W)	Water Pump DP1024
V6 2.8L GAS Naturally Aspirated (VIN X)	Water Pump DP1024

Buick	
1985 Somerset Regal	
V6 3.0L GAS Naturally Aspirated (VIN L)	Water Pump DP999
1984 Century	
V6 2.8L GAS Naturally Aspirated (VIN X)	Water Pump DP1024
V6 3.0L GAS Naturally Aspirated (VIN E)	Water Pump DP1090
V6 3.8L GAS Naturally Aspirated (VIN 3)	Water Pump DP1090
1984 Electra	
V6 4.1L GAS Naturally Aspirated (VIN 4)	Water Pump DP843
V8 5.0L GAS Naturally Aspirated (VIN Y)	Heavy Duty, w/A.C., Distance from block mounting surface to pulley surface is 5.95" DP9951 ²⁹
	Standard Duty, w/A.C., Distance from block mounting surface to pulley surface is 5.95" DP995
	w/o A.C., Distance from block mounting surface to pulley surface is 5.57" DP1071
V8 5.7L DIESEL Naturally Aspirated (VIN N)	Heavy Duty, w/A.C., Distance from block mounting surface to pulley surface is 5.95" DP9951 ²⁹
	Standard Duty, w/A.C., Distance from block mounting surface to pulley surface is 5.95" DP995
	w/o A.C., Distance from block mounting surface to pulley surface is 5.57" DP1071
1984 LeSabre	
V6 3.8L GAS Naturally Aspirated (VIN A)	Water Pump DP843
V6 4.1L GAS Naturally Aspirated (VIN 4)	Water Pump DP843
V8 5.0L GAS Naturally Aspirated (VIN Y)	Heavy Duty, w/A.C., Distance from block mounting surface to pulley surface is 5.95" DP9951 ²⁹
	Standard Duty, w/A.C., Distance from block mounting surface to pulley surface is 5.95" DP995
	w/o A.C., Distance from block mounting surface to pulley surface is 5.57" DP1071
V8 5.7L DIESEL Naturally Aspirated (VIN N)	Heavy Duty, w/A.C., Distance from block mounting surface to pulley surface is 5.95" DP9951 ²⁹
	Standard Duty, w/A.C., Distance from block mounting surface to pulley surface is 5.95" DP995
	w/o A.C., Distance from block mounting surface to pulley surface is 5.57" DP1071
1984 Regal	
V6 3.8L GAS Naturally Aspirated (VIN A)	Water Pump DP843
V6 3.8L GAS Turbocharged (VIN 9)	Water Pump DP843
V6 4.1L GAS Naturally Aspirated (VIN 4)	Water Pump DP843
V8 5.0L GAS Naturally Aspirated (VIN H)	Heavy Duty DP9671 ²⁹
	Standard Duty DP967
1984 Riviera	
V6 3.8L GAS Turbocharged (VIN 9)	Water Pump DP843

Buick		Buick		Buick	
1984 Riviera		1983 Estate Wagon		1983 Riviera	
V6 4.1L GAS Naturally Aspirated (VIN 4)		V8 5.7L DIESEL Naturally Aspirated (VIN N)		V8 5.7L DIESEL Naturally Aspirated (VIN N)	
Water Pump	DP843	w/o A.C., Distance from block mounting surface to pulley surface	DP1071 is 5.57"	w/o A.C., Distance from block mounting surface to pulley surface	DP1071 is 5.57"
V8 5.0L GAS Naturally Aspirated (VIN Y)		1983 LeSabre		1983 Skylark	
Heavy Duty, w/A.C., Distance from block mounting surface to pulley surface is 5.95"	DP9951 ²⁹	V6 3.8L GAS Naturally Aspirated (VIN A)		V6 2.8L GAS Naturally Aspirated (VIN X)	
Standard Duty, w/A.C., Distance from block mounting surface to pulley surface is 5.95"	DP995	Water Pump	DP843	Water Pump	DP1024
w/o A.C., Distance from block mounting surface to pulley surface	DP1071 is 5.57"	V6 4.1L GAS Naturally Aspirated (VIN 4)		V6 2.8L GAS Naturally Aspirated (VIN Z)	
V8 5.7L DIESEL Naturally Aspirated (VIN N)		Water Pump	DP843	Water Pump	DP1024
Heavy Duty, w/A.C., Distance from block mounting surface to pulley surface is 5.95"	DP9951 ²⁹	V8 5.0L GAS Naturally Aspirated (VIN Y)		1982 Century	
Standard Duty, w/A.C., Distance from block mounting surface to pulley surface is 5.95"	DP995	Heavy Duty, w/A.C., Distance from block mounting surface to pulley surface is 5.95"	DP9951 ²⁹	V6 2.8L GAS Naturally Aspirated (VIN X)	
w/o A.C., Distance from block mounting surface to pulley surface	DP1071 is 5.57"	Standard Duty, w/A.C., Distance from block mounting surface to pulley surface is 5.95"	DP995	Water Pump	DP1024
1984 Skylark		w/o A.C., Distance from block mounting surface to pulley surface	DP1071 is 5.57"	V6 3.0L GAS Naturally Aspirated (VIN E)	
V6 2.8L GAS Naturally Aspirated (VIN X)		V8 5.7L DIESEL Naturally Aspirated (VIN N)		Water Pump	DP1090
Water Pump	DP1024	Heavy Duty, w/A.C., Distance from block mounting surface to pulley surface is 5.95"	DP9951 ²⁹	1982 Electra	
V6 2.8L GAS Naturally Aspirated (VIN Z)		Standard Duty, w/A.C., Distance from block mounting surface to pulley surface is 5.95"	DP995	V6 4.1L GAS Naturally Aspirated (VIN 4)	
Water Pump	DP1024	w/o A.C., Distance from block mounting surface to pulley surface	DP1071 is 5.57"	Water Pump	DP843
1983 Century		1983 Regal		V8 5.0L GAS Naturally Aspirated (VIN Y)	
V6 2.8L GAS Naturally Aspirated (VIN X)		V6 3.8L GAS Naturally Aspirated (VIN A)		Heavy Duty, w/A.C., Distance from block mounting surface to pulley surface is 5.95"	DP9951 ²⁹
Water Pump	DP1024	Water Pump	DP843	Standard Duty, w/A.C., Distance from block mounting surface to pulley surface is 5.95"	DP995
V6 3.0L GAS Naturally Aspirated (VIN E)		V6 3.8L GAS Turbocharged (VIN 8)		w/o A.C., Distance from block mounting surface to pulley surface	DP1071 is 5.57"
Water Pump	DP1090	Water Pump	DP843	V8 5.7L DIESEL Naturally Aspirated (VIN N)	
1983 Electra		V6 4.1L GAS Naturally Aspirated (VIN 4)		Heavy Duty, w/A.C., Distance from block mounting surface to pulley surface is 5.95"	DP9951 ²⁹
V6 4.1L GAS Naturally Aspirated (VIN 4)		Water Pump	DP843	Standard Duty, w/A.C., Distance from block mounting surface to pulley surface is 5.95"	DP995
Water Pump	DP843	V8 5.0L GAS Naturally Aspirated (VIN H)		w/o A.C., Distance from block mounting surface to pulley surface	DP1071 is 5.57"
V8 5.0L GAS Naturally Aspirated (VIN Y)		Heavy Duty	DP9671 ²⁹	1982 Estate Wagon	
Heavy Duty, w/A.C., Distance from block mounting surface to pulley surface is 5.95"	DP9951 ²⁹	Standard Duty	DP967	V8 5.0L GAS Naturally Aspirated (VIN Y)	
Standard Duty, w/A.C., Distance from block mounting surface to pulley surface is 5.95"	DP995	V8 5.7L DIESEL Naturally Aspirated (VIN N)		Heavy Duty, w/A.C., Distance from block mounting surface to pulley surface is 5.95"	DP9951 ²⁹
w/o A.C., Distance from block mounting surface to pulley surface	DP1071 is 5.57"	Heavy Duty, w/A.C., Distance from block mounting surface to pulley surface is 5.95"	DP9951 ²⁹	Standard Duty, w/A.C., Distance from block mounting surface to pulley surface is 5.95"	DP995
V8 5.7L DIESEL Naturally Aspirated (VIN N)		Standard Duty, w/A.C., Distance from block mounting surface to pulley surface is 5.95"	DP995	w/o A.C., Distance from block mounting surface to pulley surface	DP1071 is 5.57"
Heavy Duty, w/A.C., Distance from block mounting surface to pulley surface is 5.95"	DP9951 ²⁹	w/o A.C., Distance from block mounting surface to pulley surface	DP1071 is 5.57"	V8 5.7L DIESEL Naturally Aspirated (VIN N)	
Standard Duty, w/A.C., Distance from block mounting surface to pulley surface is 5.95"	DP995	1983 Riviera		Heavy Duty, w/A.C., Distance from block mounting surface to pulley surface is 5.95"	DP9951 ²⁹
w/o A.C., Distance from block mounting surface to pulley surface	DP1071 is 5.57"	V6 3.8L GAS Turbocharged (VIN 8)		Standard Duty, w/A.C., Distance from block mounting surface to pulley surface is 5.95"	DP995
1983 Estate Wagon		Water Pump	DP843	w/o A.C., Distance from block mounting surface to pulley surface	DP1071 is 5.57"
V8 5.0L GAS Naturally Aspirated (VIN Y)		V6 4.1L GAS Naturally Aspirated (VIN 4)		1982 LeSabre	
Heavy Duty, w/A.C., Distance from block mounting surface to pulley surface is 5.95"	DP9951 ²⁹	Water Pump	DP843	V6 3.8L GAS Naturally Aspirated (VIN A)	
Standard Duty, w/A.C., Distance from block mounting surface to pulley surface is 5.95"	DP995	V8 5.0L GAS Naturally Aspirated (VIN Y)		Water Pump	DP843
w/o A.C., Distance from block mounting surface to pulley surface	DP1071 is 5.57"	Heavy Duty, w/A.C., Distance from block mounting surface to pulley surface is 5.95"	DP9951 ²⁹	V6 4.1L GAS Naturally Aspirated (VIN 4)	
V8 5.7L DIESEL Naturally Aspirated (VIN N)		Standard Duty, w/A.C., Distance from block mounting surface to pulley surface is 5.95"	DP995	Water Pump	DP843
Heavy Duty, w/A.C., Distance from block mounting surface to pulley surface is 5.95"	DP9951 ²⁹	w/o A.C., Distance from block mounting surface to pulley surface	DP1071 is 5.57"	V8 4.4L GAS Naturally Aspirated (VIN J)	
Standard Duty, w/A.C., Distance from block mounting surface to pulley surface is 5.95"	DP995	V8 5.7L DIESEL Naturally Aspirated (VIN N)		Heavy Duty	DP9671 ²⁹
Heavy Duty, w/A.C., Distance from block mounting surface to pulley surface is 5.95"	DP9951 ²⁹	Heavy Duty, w/A.C., Distance from block mounting surface to pulley surface is 5.95"	DP9951 ²⁹	Standard Duty	DP967
Standard Duty, w/A.C., Distance from block mounting surface to pulley surface is 5.95"	DP995	Standard Duty, w/A.C., Distance from block mounting surface to pulley surface is 5.95"	DP995	V8 5.0L GAS Naturally Aspirated (VIN Y)	
Heavy Duty, w/A.C., Distance from block mounting surface to pulley surface is 5.95"	DP9951 ²⁹	w/o A.C., Distance from block mounting surface to pulley surface	DP1071 is 5.57"	Heavy Duty, w/A.C., Distance from block mounting surface to pulley surface is 5.95"	DP9951 ²⁹

Buick	
1982 LeSabre	
V8 5.0L GAS Naturally Aspirated (VIN Y)	
Standard Duty, w/A.C., Distance from block mounting surface to pulley surface is 5.95"	DP995
w/o A.C., Distance from block mounting surface to pulley surface is 5.57"	DP1071
V8 5.7L DIESEL Naturally Aspirated (VIN N)	
Heavy Duty, w/A.C., Distance from block mounting surface to pulley surface is 5.95"	DP9951 ²⁹
Standard Duty, w/A.C., Distance from block mounting surface to pulley surface is 5.95"	DP995
w/o A.C., Distance from block mounting surface to pulley surface is 5.57"	DP1071
1982 Regal	
V6 3.8L GAS Naturally Aspirated (VIN A)	
Water Pump	DP843
V6 3.8L GAS Turbocharged (VIN 3)	
Water Pump	DP843
V6 4.1L GAS Naturally Aspirated (VIN 4)	
Water Pump	DP843
V8 4.4L GAS Naturally Aspirated (VIN J)	
Heavy Duty	DP9671 ²⁹
Standard Duty	DP967
V8 5.0L GAS Naturally Aspirated (VIN H)	
Heavy Duty	DP9671 ²⁹
Standard Duty	DP967
V8 5.7L DIESEL Naturally Aspirated (VIN N)	
Heavy Duty, w/A.C., Distance from block mounting surface to pulley surface is 5.95"	DP9951 ²⁹
Standard Duty, w/A.C., Distance from block mounting surface to pulley surface is 5.95"	DP995
w/o A.C., Distance from block mounting surface to pulley surface is 5.57"	DP1071
1982 Riviera	
V6 3.8L GAS Turbocharged (VIN 3)	
Water Pump	DP843
V6 4.1L GAS Naturally Aspirated (VIN 4)	
Water Pump	DP843
V8 5.0L GAS Naturally Aspirated (VIN Y)	
Heavy Duty, w/A.C., Distance from block mounting surface to pulley surface is 5.95"	DP9951 ²⁹
Standard Duty, w/A.C., Distance from block mounting surface to pulley surface is 5.95"	DP995
w/o A.C., Distance from block mounting surface to pulley surface is 5.57"	DP1071
V8 5.7L DIESEL Naturally Aspirated (VIN N)	
Heavy Duty, w/A.C., Distance from block mounting surface to pulley surface is 5.95"	DP9951 ²⁹
Standard Duty, w/A.C., Distance from block mounting surface to pulley surface is 5.95"	DP995
w/o A.C., Distance from block mounting surface to pulley surface is 5.57"	DP1071
1982 Skylark	
V6 2.8L GAS Naturally Aspirated (VIN X)	
Water Pump	DP1024
V6 2.8L GAS Naturally Aspirated (VIN Z)	
Water Pump	DP1024

Buick	
1981 Century	
V6 3.8L GAS Naturally Aspirated (VIN A)	
Water Pump	DP843
V8 4.3L GAS Naturally Aspirated (VIN S)	
Water Pump	DP836
V8 4.4L GAS Naturally Aspirated (VIN J)	
Heavy Duty	DP9671 ²⁹
Standard Duty	DP967
V8 5.0L GAS Naturally Aspirated (VIN H)	
Heavy Duty	DP9671 ²⁹
Standard Duty	DP967
V8 5.7L DIESEL Naturally Aspirated (VIN N)	
Heavy Duty, w/A.C., Distance from block mounting surface to pulley surface is 5.95"	DP9951 ²⁹
Standard Duty, w/A.C., Distance from block mounting surface to pulley surface is 5.95"	DP995
w/o A.C., Distance from block mounting surface to pulley surface is 5.57"	DP1071
1981 Electra	
V6 4.1L GAS Naturally Aspirated (VIN 4)	
Water Pump	DP843
V8 5.0L GAS Naturally Aspirated (VIN Y)	
Heavy Duty, w/A.C., Distance from block mounting surface to pulley surface is 5.95"	DP9951 ²⁹
Standard Duty, w/A.C., Distance from block mounting surface to pulley surface is 5.95"	DP995
w/o A.C., Distance from block mounting surface to pulley surface is 5.57"	DP1071
V8 5.7L DIESEL Naturally Aspirated (VIN N)	
Heavy Duty, w/A.C., Distance from block mounting surface to pulley surface is 5.95"	DP9951 ²⁹
Standard Duty, w/A.C., Distance from block mounting surface to pulley surface is 5.95"	DP995
w/o A.C., Distance from block mounting surface to pulley surface is 5.57"	DP1071
1981 Estate Wagon	
V8 5.0L GAS Naturally Aspirated (VIN Y)	
Heavy Duty, w/A.C., Distance from block mounting surface to pulley surface is 5.95"	DP9951 ²⁹
Standard Duty, w/A.C., Distance from block mounting surface to pulley surface is 5.95"	DP995
w/o A.C., Distance from block mounting surface to pulley surface is 5.57"	DP1071
V8 5.7L DIESEL Naturally Aspirated (VIN N)	
Heavy Duty, w/A.C., Distance from block mounting surface to pulley surface is 5.95"	DP9951 ²⁹
Standard Duty, w/A.C., Distance from block mounting surface to pulley surface is 5.95"	DP995
w/o A.C., Distance from block mounting surface to pulley surface is 5.57"	DP1071

Buick	
1981 Estate Wagon	
V8 5.7L DIESEL Naturally Aspirated (VIN N)	
w/o A.C., Distance from block mounting surface to pulley surface is 5.57"	DP1071
1981 LeSabre	
V6 3.8L GAS Naturally Aspirated (VIN A)	
Water Pump	DP843
V6 4.1L GAS Naturally Aspirated (VIN 4)	
Water Pump	DP843
V8 5.0L GAS Naturally Aspirated (VIN Y)	
Heavy Duty, w/A.C., Distance from block mounting surface to pulley surface is 5.95"	DP9951 ²⁹
Standard Duty, w/A.C., Distance from block mounting surface to pulley surface is 5.95"	DP995
w/o A.C., Distance from block mounting surface to pulley surface is 5.57"	DP1071
V8 5.7L DIESEL Naturally Aspirated (VIN N)	
Heavy Duty, w/A.C., Distance from block mounting surface to pulley surface is 5.95"	DP9951 ²⁹
Standard Duty, w/A.C., Distance from block mounting surface to pulley surface is 5.95"	DP995
w/o A.C., Distance from block mounting surface to pulley surface is 5.57"	DP1071
1981 Regal	
V6 3.8L GAS Naturally Aspirated (VIN A)	
Water Pump	DP843
V6 3.8L GAS Turbocharged (VIN 3)	
Water Pump	DP843
V8 4.3L GAS Naturally Aspirated (VIN S)	
Water Pump	DP836
V8 4.4L GAS Naturally Aspirated (VIN J)	
Heavy Duty	DP9671 ²⁹
Standard Duty	DP967
V8 5.7L DIESEL Naturally Aspirated (VIN N)	
Heavy Duty, w/A.C., Distance from block mounting surface to pulley surface is 5.95"	DP9951 ²⁹
Standard Duty, w/A.C., Distance from block mounting surface to pulley surface is 5.95"	DP995
w/o A.C., Distance from block mounting surface to pulley surface is 5.57"	DP1071
1981 Riviera	
V6 3.8L GAS Turbocharged (VIN 3)	
Water Pump	DP843
V6 4.1L GAS Naturally Aspirated (VIN 4)	
Water Pump	DP843
V8 5.0L GAS Naturally Aspirated (VIN Y)	
Heavy Duty, w/A.C., Distance from block mounting surface to pulley surface is 5.95"	DP9951 ²⁹
Standard Duty, w/A.C., Distance from block mounting surface to pulley surface is 5.95"	DP995
w/o A.C., Distance from block mounting surface to pulley surface is 5.57"	DP1071
V8 5.7L DIESEL Naturally Aspirated (VIN N)	
Heavy Duty, w/A.C., Distance from block mounting surface to pulley surface is 5.95"	DP9951 ²⁹
Standard Duty, w/A.C., Distance from block mounting surface to pulley surface is 5.95"	DP995
w/o A.C., Distance from block mounting surface to pulley surface is 5.57"	DP1071

Buick		Buick		Buick	
1981 Riviera		1980 Riviera		1979 Regal	
V8 5.7L DIESEL Naturally Aspirated (VIN N)		V8 5.7L DIESEL Naturally Aspirated (VIN N)		V6 3.8L GAS Naturally Aspirated (VIN 2)	
w/o A.C., Distance from block mounting surface to pulley surface DP1071 is 5.57"		w/o A.C., Distance from block mounting surface to pulley surface DP1071 is 5.57"		Water Pump DP843	
1981 Skylark		V8 5.7L GAS Naturally Aspirated (VIN R)		V6 3.8L GAS Naturally Aspirated (VIN A)	
V6 2.8L GAS Naturally Aspirated (VIN X)		Heavy Duty, w/A.C., Distance from block mounting surface to pulley surface is 5.95" DP9951 ²⁹		Water Pump DP843	
Water Pump DP1024		Standard Duty, w/A.C., Distance from block mounting surface to pulley surface is 5.95" DP995		V6 3.8L GAS Turbocharged (VIN 3)	
1980 Century		w/o A.C., Distance from block mounting surface to pulley surface DP1071 is 5.57"		Water Pump DP843	
V6 3.8L GAS Naturally Aspirated (VIN A)		1980 Skyhawk		V8 4.9L GAS Naturally Aspirated (VIN W)	
Water Pump DP843		V6 3.8L GAS Naturally Aspirated (VIN A)		Water Pump DP836	
V6 3.8L GAS Turbocharged (VIN 3)		Water Pump DP843		V8 5.0L GAS Naturally Aspirated (VIN H)	
Water Pump DP843		1980 Skylark		Heavy Duty DP9671 ²⁹	
V8 4.3L GAS Naturally Aspirated (VIN S)		V6 2.8L GAS Naturally Aspirated (VIN 7)		Standard Duty DP967	
Water Pump DP836		Water Pump DP1024		1980 Electra	
V8 4.9L GAS Naturally Aspirated (VIN W)		1979 Century		V6 4.1L GAS Naturally Aspirated (VIN 4)	
V8 5.0L GAS Naturally Aspirated (VIN H)		V6 3.2L GAS Naturally Aspirated (VIN C)		Water Pump DP843	
Heavy Duty DP9671 ²⁹		Water Pump DP843		V8 4.9L GAS Naturally Aspirated (VIN W)	
Standard Duty DP967		V6 3.8L GAS Naturally Aspirated (VIN 2)		Water Pump DP836	
1980 Estate Wagon		Water Pump DP843		1980 LeSabre	
V8 4.9L GAS Naturally Aspirated (VIN W)		V6 3.8L GAS Naturally Aspirated (VIN A)		V6 3.8L GAS Naturally Aspirated (VIN A)	
Water Pump DP836		Water Pump DP843		Water Pump DP843	
1980 LeSabre		V6 3.8L GAS Turbocharged (VIN 3)		V6 3.8L GAS Turbocharged (VIN 3)	
V8 4.9L GAS Naturally Aspirated (VIN W)		Water Pump DP843		Water Pump DP843	
Water Pump DP836		V8 4.9L GAS Naturally Aspirated (VIN W)		V6 4.1L GAS Naturally Aspirated (VIN 4)	
1980 Regal		Water Pump DP836		Water Pump DP843	
V6 3.8L GAS Naturally Aspirated (VIN A)		V8 4.9L GAS Naturally Aspirated (VIN Y)		V8 4.9L GAS Naturally Aspirated (VIN W)	
Water Pump DP843		Water Pump DP836		Water Pump DP836	
V6 3.8L GAS Turbocharged (VIN 3)		V8 5.0L GAS Naturally Aspirated (VIN H)		1980 Riviera	
Water Pump DP843		Heavy Duty DP9671 ²⁹		V6 3.8L GAS Turbocharged (VIN 3)	
V8 4.3L GAS Naturally Aspirated (VIN S)		Standard Duty DP967		Water Pump DP843	
Water Pump DP836		1979 Electra		V8 5.0L GAS Naturally Aspirated (VIN H)	
V8 4.9L GAS Naturally Aspirated (VIN W)		V8 6.6L GAS Naturally Aspirated (VIN K)		Heavy Duty DP9671 ²⁹	
V8 5.0L GAS Naturally Aspirated (VIN H)		Heavy Duty, w/A.C., Distance from block mounting surface to pulley surface is 5.95" DP9951 ²⁹		Standard Duty DP967	
Heavy Duty DP9671 ²⁹		Standard Duty, w/A.C., Distance from block mounting surface to pulley surface is 5.95" DP995		1978 Century	
Standard Duty DP967		w/o A.C., Distance from block mounting surface to pulley surface DP1071 is 5.57"		V6 3.2L GAS Naturally Aspirated (VIN C)	
1980 Riviera		1979 Estate Wagon		Water Pump DP843	
V6 3.8L GAS Turbocharged (VIN 3)		V8 6.6L GAS Naturally Aspirated (VIN K)		V6 3.8L GAS Naturally Aspirated (VIN A)	
Water Pump DP843		Heavy Duty, w/A.C., Distance from block mounting surface to pulley surface is 5.95" DP9951 ²⁹		Water Pump DP843	
V8 5.0L GAS Naturally Aspirated (VIN Y)		Standard Duty, w/A.C., Distance from block mounting surface to pulley surface is 5.95" DP995		V8 5.0L GAS Naturally Aspirated (VIN H)	
Heavy Duty, w/A.C., Distance from block mounting surface to pulley surface is 5.95" DP9951 ²⁹		w/o A.C., Distance from block mounting surface to pulley surface DP1071 is 5.57"		Heavy Duty DP9671 ²⁹	
Standard Duty, w/A.C., Distance from block mounting surface to pulley surface is 5.95" DP995		1979 LeSabre		Standard Duty DP967	
w/o A.C., Distance from block mounting surface to pulley surface DP1071 is 5.57"		V6 3.8L GAS Naturally Aspirated (VIN A)		V8 5.7L GAS Naturally Aspirated (VIN L)	
V8 5.7L DIESEL Naturally Aspirated (VIN N)		Water Pump DP843		Heavy Duty DP9671 ²⁹	
Heavy Duty, w/A.C., Distance from block mounting surface to pulley surface is 5.95" DP9951 ²⁹		V6 3.8L GAS Turbocharged (VIN 3)		Standard Duty DP967	
Standard Duty, w/A.C., Distance from block mounting surface to pulley surface is 5.95" DP995		Water Pump DP843		1978 Electra	
Standard Duty, w/A.C., Distance from block mounting surface to pulley surface is 5.95" DP995		V8 4.9L GAS Naturally Aspirated (VIN Y)		V8 6.6L GAS Naturally Aspirated (VIN K)	
Water Pump DP836		Water Pump DP836		Heavy Duty, w/A.C., Distance from block mounting surface to pulley surface is 5.95" DP9951 ²⁹	
1979 Regal		1979 Regal		Standard Duty, w/A.C., Distance from block mounting surface to pulley surface is 5.95" DP995	
V6 3.2L GAS Naturally Aspirated (VIN C)		V6 3.2L GAS Naturally Aspirated (VIN C)		w/o A.C., Distance from block mounting surface to pulley surface DP1071 is 5.57"	
Water Pump DP843		Water Pump DP843		1978 Estate Wagon	

Buick	
1978 Estate Wagon	
V8 6.6L GAS Naturally Aspirated (VIN K) w/o A.C., Distance from block mounting surface to pulley surface DP1071 is 5.57"	
1978 LeSabre	
V6 3.8L GAS Naturally Aspirated (VIN A) Water Pump DP843	
V6 3.8L GAS Turbocharged (VIN 3) Water Pump DP843	
V8 4.9L GAS Naturally Aspirated (VIN Y) Water Pump DP836	
V8 5.0L GAS Naturally Aspirated (VIN U) Heavy Duty DP9671 ²⁹ Standard Duty DP967	
V8 6.6L GAS Naturally Aspirated (VIN K) Heavy Duty, w/A.C., Distance from block mounting surface to pulley surface is 5.95" DP9951 ²⁹ Standard Duty, w/A.C., Distance from block mounting surface to pulley surface is 5.95" DP995 w/o A.C., Distance from block mounting surface to pulley surface DP1071 is 5.57"	
1978 Regal	
V6 3.2L GAS Naturally Aspirated (VIN C) Water Pump DP843	
V6 3.8L GAS Naturally Aspirated (VIN A) Water Pump DP843	
V6 3.8L GAS Turbocharged (VIN 3) Water Pump DP843	
V6 3.8L GAS Turbocharged (VIN G) Water Pump DP843	
V8 5.0L GAS Naturally Aspirated (VIN H) Heavy Duty DP9671 ²⁹ Standard Duty DP967	
V8 5.0L GAS Naturally Aspirated (VIN U) Heavy Duty DP9671 ²⁹ Standard Duty DP967	
1978 Riviera	
V8 6.6L GAS Naturally Aspirated (VIN K) Heavy Duty, w/A.C., Distance from block mounting surface to pulley surface is 5.95" DP9951 ²⁹ Standard Duty, w/A.C., Distance from block mounting surface to pulley surface is 5.95" DP995 w/o A.C., Distance from block mounting surface to pulley surface DP1071 is 5.57"	
1978 Skyhawk	
V6 3.8L GAS Naturally Aspirated (VIN 2) Water Pump DP843	
V6 3.8L GAS Naturally Aspirated (VIN A) Water Pump DP843	
1978 Skylark	
V6 3.8L GAS Naturally Aspirated (VIN A) Water Pump DP843	
V8 5.0L GAS Naturally Aspirated (VIN U) Heavy Duty DP9671 ²⁹ Standard Duty DP967	
V8 5.7L GAS Naturally Aspirated (VIN L) Heavy Duty DP9671 ²⁹ Standard Duty DP967	
1977 Century	
V6 3.8L GAS Naturally Aspirated (VIN C) Water Pump DP843	
V8 5.0L GAS Naturally Aspirated (VIN U) Heavy Duty DP9671 ²⁹ Standard Duty DP967	

Buick	
1977 Century	
V8 6.6L GAS Naturally Aspirated (VIN K) Heavy Duty, w/A.C., Distance from block mounting surface to pulley surface is 5.95" DP9951 ²⁹ Standard Duty, w/A.C., Distance from block mounting surface to pulley surface is 5.95" DP995 w/o A.C., Distance from block mounting surface to pulley surface DP1071 is 5.57"	
1977 Electra	
V8 6.6L GAS Naturally Aspirated (VIN K) Heavy Duty, w/A.C., Distance from block mounting surface to pulley surface is 5.95" DP9951 ²⁹ Standard Duty, w/A.C., Distance from block mounting surface to pulley surface is 5.95" DP995 w/o A.C., Distance from block mounting surface to pulley surface DP1071 is 5.57"	
1977 Estate Wagon	
V8 5.7L GAS Naturally Aspirated (VIN R) Heavy Duty, w/A.C., Distance from block mounting surface to pulley surface is 5.95" DP9951 ²⁹ Standard Duty, w/A.C., Distance from block mounting surface to pulley surface is 5.95" DP995 w/o A.C., Distance from block mounting surface to pulley surface DP1071 is 5.57"	
V8 6.6L GAS Naturally Aspirated (VIN K) Heavy Duty, w/A.C., Distance from block mounting surface to pulley surface is 5.95" DP9951 ²⁹ Standard Duty, w/A.C., Distance from block mounting surface to pulley surface is 5.95" DP995 w/o A.C., Distance from block mounting surface to pulley surface DP1071 is 5.57"	
1977 LeSabre	
V6 3.8L GAS Naturally Aspirated (VIN A) Water Pump DP843	
V6 3.8L GAS Naturally Aspirated (VIN C) Water Pump DP843	
V8 4.9L GAS Naturally Aspirated (VIN Y) Water Pump DP836	
V8 6.6L GAS Naturally Aspirated (VIN K) Heavy Duty, w/A.C., Distance from block mounting surface to pulley surface is 5.95" DP9951 ²⁹ Standard Duty, w/A.C., Distance from block mounting surface to pulley surface is 5.95" DP995 w/o A.C., Distance from block mounting surface to pulley surface DP1071 is 5.57"	
1977 Regal	
V6 3.8L GAS Naturally Aspirated (VIN C) Water Pump DP843	
V8 5.0L GAS Naturally Aspirated (VIN U) Heavy Duty DP9671 ²⁹ Standard Duty DP967	
1977 Riviera	
V8 6.6L GAS Naturally Aspirated (VIN K) Heavy Duty, w/A.C., Distance from block mounting surface to pulley surface is 5.95" DP9951 ²⁹ Standard Duty, w/A.C., Distance from block mounting surface to pulley surface is 5.95" DP995 w/o A.C., Distance from block mounting surface to pulley surface DP1071 is 5.57"	

Buick	
1977 Skyhawk	
V6 3.8L GAS Naturally Aspirated (VIN C) Water Pump DP843	
1977 Skylark	
V6 3.8L GAS Naturally Aspirated (VIN C) Water Pump DP843	
V8 4.9L GAS Naturally Aspirated (VIN Y) Water Pump DP836	
V8 5.0L GAS Naturally Aspirated (VIN U) Heavy Duty DP9671 ²⁹ Standard Duty DP967	
1976 Century	
V6 3.8L GAS Naturally Aspirated (VIN C) Water Pump DP843	
V8 5.7L GAS Naturally Aspirated (VIN H) Water Pump DP843	
V8 5.7L GAS Naturally Aspirated (VIN J) Water Pump DP843	
1976 Electra	
V8 7.5L GAS Naturally Aspirated (VIN T) Water Pump DP1052	
1976 Estate Wagon	
V8 7.5L GAS Naturally Aspirated (VIN T) Water Pump DP1052	
1976 LeSabre	
V6 3.8L GAS Naturally Aspirated (VIN C) Water Pump DP843	
V8 5.7L GAS Naturally Aspirated (VIN J) Water Pump DP843	
V8 7.5L GAS Naturally Aspirated (VIN T) Water Pump DP1052	
1976 Regal	
V6 3.8L GAS Naturally Aspirated (VIN C) Water Pump DP843	
V8 5.7L GAS Naturally Aspirated (VIN H) Water Pump DP843	
V8 5.7L GAS Naturally Aspirated (VIN J) Water Pump DP843	
1976 Riviera	
V8 7.5L GAS Naturally Aspirated (VIN T) Water Pump DP1052	
1976 Skyhawk	
V6 3.8L GAS Naturally Aspirated (VIN C) Water Pump DP843	
1976 Skylark	
V6 3.8L GAS Naturally Aspirated (VIN C) Water Pump DP843	
V8 4.3L GAS Naturally Aspirated (VIN F) Heavy Duty, w/A.C., Distance from block mounting surface to pulley surface is 5.95" DP9951 ²⁹ Standard Duty, w/A.C., Distance from block mounting surface to pulley surface is 5.95" DP995 w/o A.C., Distance from block mounting surface to pulley surface DP1071 is 5.57"	
1975 Apollo	
L6 4.1L GAS Naturally Aspirated (VIN D) Water Pump DP862	
V8 4.3L GAS Naturally Aspirated (VIN F) Heavy Duty, w/A.C., Distance from block mounting surface to pulley surface is 5.95" DP9951 ²⁹ Standard Duty, w/A.C., Distance from block mounting surface to pulley surface is 5.95" DP995 w/o A.C., Distance from block mounting surface to pulley surface DP1071 is 5.57"	
V8 5.7L GAS Naturally Aspirated (VIN H) Water Pump DP843	

9 Interference Engine 11 Water Pump Driven by Timing Belt 27 It is recommended that the FAN CLUTCH for this application be replaced. 28 Failure to inspect or replace worn or defective fan clutch may void warranty 29 Heavy Duty option is for performance enhanced engines/severe duty applications

Buick	
1973 LeSabre	
V8 7.5L GAS Naturally Aspirated (VIN V)	
Water Pump	DP1052
V8 7.5L GAS Naturally Aspirated (VIN W)	
Water Pump	DP1052
1973 Regal	
V8 5.7L GAS Naturally Aspirated (VIN H)	
Water Pump	DP843
V8 5.7L GAS Naturally Aspirated (VIN J)	
Water Pump	DP843
V8 7.5L GAS Naturally Aspirated	
Water Pump	DP1052
V8 7.5L GAS Naturally Aspirated (VIN T)	
Water Pump	DP1052
V8 7.5L GAS Naturally Aspirated (VIN U)	
Water Pump	DP1052
V8 7.5L GAS Naturally Aspirated (VIN V)	
Water Pump	DP1052
V8 7.5L GAS Naturally Aspirated (VIN W)	
Water Pump	DP1052
1973 Riviera	
V8 7.5L GAS Naturally Aspirated (VIN T)	
Water Pump	DP1052
V8 7.5L GAS Naturally Aspirated (VIN U)	
Water Pump	DP1052
V8 7.5L GAS Naturally Aspirated (VIN V)	
Water Pump	DP1052
V8 7.5L GAS Naturally Aspirated (VIN W)	
Water Pump	DP1052
1972 GS	
V8 5.7L GAS Naturally Aspirated (VIN H)	
Water Pump	DP1076
V8 5.7L GAS Naturally Aspirated (VIN J)	
Water Pump	DP1076
V8 5.7L GAS Naturally Aspirated (VIN K)	
Water Pump	DP1076
1972 GS 455	
V8 7.5L GAS Naturally Aspirated (VIN T)	
Water Pump	DP1063
V8 7.5L GAS Naturally Aspirated (VIN U)	
Water Pump	DP1063
V8 7.5L GAS Naturally Aspirated (VIN V)	
Water Pump	DP1063
V8 7.5L GAS Naturally Aspirated (VIN W)	
Water Pump	DP1063
1972 LeSabre	
V8 5.7L GAS Naturally Aspirated (VIN H)	
Water Pump	DP1076
V8 5.7L GAS Naturally Aspirated (VIN J)	
Water Pump	DP1076
V8 5.7L GAS Naturally Aspirated (VIN K)	
Water Pump	DP1076
1972 Skylark	
V8 5.7L GAS Naturally Aspirated (VIN H)	
Water Pump	DP1076
V8 5.7L GAS Naturally Aspirated (VIN J)	
Water Pump	DP1076
V8 5.7L GAS Naturally Aspirated (VIN K)	
Water Pump	DP1076
1972 Sportwagon	
V8 5.7L GAS Naturally Aspirated (VIN H)	
Water Pump	DP1076
V8 5.7L GAS Naturally Aspirated (VIN J)	
Water Pump	DP1076
V8 5.7L GAS Naturally Aspirated (VIN K)	
Water Pump	DP1076

Buick	
1971 GS	
V8 5.7L GAS Naturally Aspirated	
Water Pump	DP1076
1971 GS 455	
V8 7.5L GAS Naturally Aspirated	
Water Pump	DP1063
V8 7.5L GAS Naturally Aspirated (VIN U)	
Water Pump	DP1063
1971 LeSabre	
V8 5.7L GAS Naturally Aspirated	
Water Pump	DP1076
1971 Skylark	
L6 4.1L GAS Naturally Aspirated	
Water Pump	DP846
V8 5.7L GAS Naturally Aspirated	
Water Pump	DP1076
1971 Sportwagon	
V8 5.7L GAS Naturally Aspirated	
Water Pump	DP1076
1970 Electra	
V8 7.5L GAS Naturally Aspirated	
Water Pump	DP1063
1970 Estate Wagon	
V8 5.7L GAS Naturally Aspirated	
Water Pump	DP1046
V8 7.5L GAS Naturally Aspirated	
Water Pump	DP1063
1970 GS	
V8 5.7L GAS Naturally Aspirated	
Water Pump	DP1046
1970 LeSabre	
V8 5.7L GAS Naturally Aspirated	
Water Pump	DP1046
V8 7.5L GAS Naturally Aspirated	
Water Pump	DP1063
1970 Riviera	
V8 7.5L GAS Naturally Aspirated	
Water Pump	DP1063
1970 Skylark	
L6 4.1L GAS Naturally Aspirated	
Water Pump	DP846
V8 5.7L GAS Naturally Aspirated	
Water Pump	DP1046
V8 7.5L GAS Naturally Aspirated	
Water Pump	DP1063
1970 Sportwagon	
V8 5.7L GAS Naturally Aspirated	
Water Pump	DP1046
V8 7.5L GAS Naturally Aspirated	
Water Pump	DP1063
1970 Wildcat	
V8 7.5L GAS Naturally Aspirated	
Water Pump	DP1063
1969 Electra	
V8 7.0L GAS Naturally Aspirated	
Water Pump	DP1063
1969 GS 350	
V8 5.7L GAS Naturally Aspirated	
Water Pump	DP1046
1969 GS 400	
V8 6.6L GAS Naturally Aspirated	
Water Pump	DP1063
1969 LeSabre	
V8 5.7L GAS Naturally Aspirated	
Water Pump	DP1046
1969 Riviera	
V8 7.0L GAS Naturally Aspirated	
Water Pump	DP1063

Buick	
1969 Skylark	
L6 4.1L GAS Naturally Aspirated	
Water Pump	DP846
V8 5.7L GAS Naturally Aspirated	
Water Pump	DP1046
1969 Special	
L6 4.1L GAS Naturally Aspirated	
Water Pump	DP846
V8 5.7L GAS Naturally Aspirated	
Water Pump	DP1046
1969 Sportwagon	
V8 5.7L GAS Naturally Aspirated	
Water Pump	DP1046
V8 6.6L GAS Naturally Aspirated	
Water Pump	DP1063
1969 Wildcat	
V8 7.0L GAS Naturally Aspirated	
Water Pump	DP1063
1968 Electra	
V8 7.0L GAS Naturally Aspirated	
Water Pump	DP1063
1968 GS 350	
V8 5.7L GAS Naturally Aspirated	
Water Pump	DP1046
1968 GS 400	
V8 6.6L GAS Naturally Aspirated	
Water Pump	DP1063
1968 LeSabre	
V8 5.7L GAS Naturally Aspirated	
Water Pump	DP1046
1968 Riviera	
V8 7.0L GAS Naturally Aspirated	
Water Pump	DP1063
1968 Skylark	
L6 4.1L GAS Naturally Aspirated	
Water Pump	DP846
V8 5.7L GAS Naturally Aspirated	
Water Pump	DP1046
V8 6.6L GAS Naturally Aspirated	
Water Pump	DP1063
1968 Special	
L6 4.1L GAS Naturally Aspirated	
Water Pump	DP846
V8 5.7L GAS Naturally Aspirated	
Water Pump	DP1046
1968 Sportwagon	
V8 5.7L GAS Naturally Aspirated	
Water Pump	DP1046
V8 6.6L GAS Naturally Aspirated	
Water Pump	DP1063
1968 Wildcat	
V8 7.0L GAS Naturally Aspirated	
Water Pump	DP1063
1967 Electra	
V8 7.0L GAS Naturally Aspirated	
Water Pump	DP1063
1967 Gran Sport	
V8 5.6L GAS Naturally Aspirated	
Water Pump	DP1046
V8 6.6L GAS Naturally Aspirated	
Water Pump	DP1063
1967 LeSabre	
V8 5.6L GAS Naturally Aspirated	
Water Pump	DP1046
1967 Riviera	
V8 7.0L GAS Naturally Aspirated	
Water Pump	DP1063

Buick		Buick		Cadillac	
1967 Skylark		1964 Special		2014 XTS	
V6 3.7L GAS Naturally Aspirated		V6 3.7L GAS Naturally Aspirated		V6 3.6L GAS Turbocharged (VIN 8)	
Water Pump	DP1046	Water Pump	DP1046	Water Pump	DP532
V8 4.9L GAS Naturally Aspirated		V8 4.9L GAS Naturally Aspirated		2013 ATS	
Water Pump	DP1046	Water Pump	DP1046	V6 3.6L FLEX Naturally Aspirated (VIN 3)	
V8 5.6L GAS Naturally Aspirated		1964 Sportwagon		Water Pump	DP532
Water Pump	DP1046	V6 3.7L GAS Naturally Aspirated		2013 CTS	
V8 6.6L GAS Naturally Aspirated		Water Pump	DP1046	V6 3.0L GAS Naturally Aspirated (VIN 5)	
Water Pump	DP1063	V8 4.9L GAS Naturally Aspirated		Water Pump	DP532
1967 Special		Water Pump	DP1046	V6 3.6L FLEX Naturally Aspirated (VIN 3)	
V6 3.7L GAS Naturally Aspirated		Cadillac		Water Pump	DP532
Water Pump	DP1046	2017 XTS		2013 Escalade	
V8 4.9L GAS Naturally Aspirated		V6 3.6L GAS Naturally Aspirated (VIN 3)		V8 6.0L ELECTRIC/FLEX Naturally Aspirated (VIN J)	
Water Pump	DP1046	Water Pump	DP532	Water Pump	DP990 ^{27,28}
V8 5.6L GAS Naturally Aspirated		V6 3.6L GAS Turbocharged (VIN 8)		V8 6.2L FLEX Naturally Aspirated (VIN F)	
Water Pump	DP1046	Water Pump	DP532	Water Pump	DP990 ^{27,28}
1967 Sportwagon		2016 ATS		2013 Escalade ESV	
V8 5.6L GAS Naturally Aspirated		V6 3.6L GAS Turbocharged (VIN Y)		V8 6.2L FLEX Naturally Aspirated (VIN F)	
Water Pump	DP1046	Water Pump	DP532	Water Pump	DP990 ^{27,28}
1967 Wildcat		2016 CTS		2013 Escalade EXT	
V8 7.0L GAS Naturally Aspirated		V6 3.6L GAS Turbocharged (VIN 8)		V8 6.2L FLEX Naturally Aspirated (VIN F)	
Water Pump	DP1063	Water Pump	DP532	Water Pump	DP990 ^{27,28}
1966 LeSabre		2016 SRX		2013 SRX	
V8 5.6L GAS Naturally Aspirated		V6 3.6L FLEX Naturally Aspirated (VIN 3)		V6 3.6L FLEX Naturally Aspirated (VIN 3)	
Water Pump	DP1046	Water Pump	DP532	Water Pump	DP532
1966 Skylark		2016 XTS		2013 XTS	
V6 3.7L GAS Naturally Aspirated		V6 3.6L GAS Naturally Aspirated (VIN 3)		V6 3.6L GAS Naturally Aspirated (VIN 3)	
Water Pump	DP1046	Water Pump	DP532	Water Pump	DP532
V8 4.9L GAS Naturally Aspirated		V6 3.6L GAS Turbocharged (VIN 8)		2012 CTS	
Water Pump	DP1046	Water Pump	DP532	V6 3.0L GAS Naturally Aspirated (VIN 5)	
V8 5.6L GAS Naturally Aspirated		2015 ATS		Water Pump	DP532
Water Pump	DP1046	V6 3.6L FLEX Naturally Aspirated (VIN 3)		V6 3.6L GAS Naturally Aspirated (VIN 3)	
1966 Special		Water Pump	DP532	Water Pump	DP532
V6 3.7L GAS Naturally Aspirated		2015 CTS		2012 Escalade	
Water Pump	DP1046	V6 3.6L FLEX Naturally Aspirated (VIN 3)		V8 6.0L ELECTRIC/FLEX Naturally Aspirated (VIN J)	
V8 4.9L GAS Naturally Aspirated		Water Pump	DP532	Water Pump	DP990 ^{27,28}
V8 5.6L GAS Naturally Aspirated		V6 3.6L GAS Turbocharged (VIN 8)		V8 6.2L FLEX Naturally Aspirated (VIN F)	
Water Pump	DP1046	Water Pump	DP532	Water Pump	DP990 ^{27,28}
1966 Sportwagon		2015 SRX		2012 Escalade ESV	
V8 5.6L GAS Naturally Aspirated		V6 3.6L FLEX Naturally Aspirated (VIN 3)		V8 6.2L FLEX Naturally Aspirated (VIN F)	
Water Pump	DP1046	Water Pump	DP532	Water Pump	DP990 ^{27,28}
1965 LeSabre		2015 XTS		2012 Escalade EXT	
V8 4.9L GAS Naturally Aspirated		V6 3.6L GAS Naturally Aspirated (VIN 3)		V8 6.2L FLEX Naturally Aspirated (VIN F)	
Water Pump	DP1046	Water Pump	DP532	Water Pump	DP990 ^{27,28}
1965 Skylark		2014 ATS		2012 SRX	
V6 3.7L GAS Naturally Aspirated		V6 3.6L FLEX Naturally Aspirated (VIN 3)		V6 3.6L FLEX Naturally Aspirated (VIN 3)	
Water Pump	DP1046	Water Pump	DP532	Water Pump	DP532
V8 4.9L GAS Naturally Aspirated		2014 CTS		2011 CTS	
Water Pump	DP1046	V6 3.0L GAS Naturally Aspirated (VIN 5)		V6 3.0L GAS Naturally Aspirated (VIN Y)	
1965 Special		Water Pump	DP532	Water Pump	DP532
V6 3.7L GAS Naturally Aspirated		V6 3.6L FLEX Naturally Aspirated (VIN 3)		V6 3.6L GAS Naturally Aspirated (VIN D)	
Water Pump	DP1046	Water Pump	DP532	Water Pump	DP532
V8 4.9L GAS Naturally Aspirated		V6 3.6L GAS Turbocharged (VIN 8)		2011 DTS	
Water Pump	DP1046	Water Pump	DP532	V8 4.6L GAS Naturally Aspirated (VIN 6)	
1965 Sportwagon		2014 Escalade		Water Pump	DP1310
V8 4.9L GAS Naturally Aspirated		V8 6.2L FLEX Naturally Aspirated (VIN F)		V8 4.6L GAS Naturally Aspirated (VIN S)	
Water Pump	DP1046	Water Pump	DP990 ^{27,28}	Water Pump	DP1310
1964 Estate Wagon		2014 Escalade ESV		2011 Escalade	
V8 4.9L GAS Naturally Aspirated		V8 6.2L FLEX Naturally Aspirated (VIN F)		V8 6.0L ELECTRIC/FLEX Naturally Aspirated (VIN J)	
Water Pump	DP1046	Water Pump	DP990 ^{27,28}	Water Pump	DP990 ^{27,28}
1964 LeSabre		2014 SRX		V8 6.2L FLEX Naturally Aspirated (VIN F)	
V8 4.9L GAS Naturally Aspirated		V6 3.6L FLEX Naturally Aspirated (VIN 3)		Water Pump	DP990 ^{27,28}
Water Pump	DP1046	Water Pump	DP532	2011 Escalade ESV	
1964 Skylark		2014 XTS		V8 6.2L FLEX Naturally Aspirated (VIN F)	
V6 3.7L GAS Naturally Aspirated		V6 3.6L GAS Naturally Aspirated (VIN 3)		Water Pump	DP990 ^{27,28}
Water Pump	DP1046	Water Pump	DP532	2011 Escalade	
V8 4.9L GAS Naturally Aspirated		V6 3.6L GAS Naturally Aspirated (VIN 3)		V8 6.0L ELECTRIC/FLEX Naturally Aspirated (VIN J)	
Water Pump	DP1046	Water Pump	DP532	Water Pump	DP990 ^{27,28}
V8 4.9L GAS Naturally Aspirated		V6 3.6L GAS Naturally Aspirated (VIN 3)		V8 6.2L FLEX Naturally Aspirated (VIN F)	
Water Pump	DP1046	Water Pump	DP532	Water Pump	DP990 ^{27,28}

Cadillac	
2011 Escalade EXT	
V8 6.2L FLEX Naturally Aspirated (VIN F)	
Water Pump	DP990 ^{27,28}
2011 SRX	
V6 2.8L GAS Turbocharged (VIN 6)	
Water Pump	DP532
V6 3.0L GAS Naturally Aspirated (VIN Y)	
Water Pump	DP532
2011 STS	
V6 3.6L GAS Naturally Aspirated (VIN D)	
Water Pump	DP532
2010 CTS	
V6 3.0L GAS Naturally Aspirated (VIN G)	
Water Pump	DP532
V6 3.6L GAS Naturally Aspirated (VIN V)	
Water Pump	DP532
2010 DTS	
V8 4.6L GAS Naturally Aspirated (VIN 9)	
Water Pump	DP1310
V8 4.6L GAS Naturally Aspirated (VIN Y)	
Water Pump	DP1310
2010 Escalade	
V8 6.0L ELECTRIC/FLEX Naturally Aspirated (VIN J)	
Water Pump	DP990 ^{27,28}
V8 6.2L FLEX Naturally Aspirated (VIN F)	
Water Pump	DP990 ^{27,28}
2010 Escalade ESV	
V8 6.2L FLEX Naturally Aspirated (VIN F)	
Water Pump	DP990 ^{27,28}
2010 Escalade EXT	
V8 6.2L FLEX Naturally Aspirated (VIN F)	
Water Pump	DP990 ^{27,28}
2010 SRX	
V6 2.8L GAS Turbocharged (VIN 4)	
Water Pump	DP532
V6 3.0L GAS Naturally Aspirated (VIN Y)	
Water Pump	DP532
2010 STS	
V6 3.6L GAS Naturally Aspirated (VIN V)	
Water Pump	DP532
V8 4.6L GAS Naturally Aspirated (VIN A)	
Water Pump	DP1306
2009 CTS	
V6 3.6L GAS Naturally Aspirated (VIN 7)	
Water Pump	DP532
V6 3.6L GAS Naturally Aspirated (VIN V)	
Water Pump	DP532
2009 DTS	
V8 4.6L GAS Naturally Aspirated (VIN 9)	
Water Pump	DP1310
V8 4.6L GAS Naturally Aspirated (VIN Y)	
Water Pump	DP1310
2009 Escalade	
V8 6.0L ELECTRIC/GAS Naturally Aspirated (VIN 5)	
Water Pump	DP990 ^{27,28}
V8 6.2L FLEX Naturally Aspirated (VIN 2)	
Water Pump	DP990 ^{27,28}
2009 Escalade ESV	
V8 6.2L FLEX Naturally Aspirated (VIN 2)	
Water Pump	DP990 ^{27,28}
2009 Escalade EXT	
V8 6.2L FLEX Naturally Aspirated (VIN 2)	
Water Pump	DP990 ^{27,28}
2009 SRX	
V6 3.6L GAS Naturally Aspirated (VIN 7)	
Water Pump	DP532

Cadillac	
2009 SRX	
V8 4.6L GAS Naturally Aspirated (VIN A)	
Water Pump	DP1306
2009 STS	
V6 3.6L GAS Naturally Aspirated (VIN V)	
Water Pump	DP532
V8 4.4L GAS Supercharged (VIN D)	
Water Pump	DP1306
V8 4.6L GAS Naturally Aspirated (VIN A)	
Water Pump	DP1306
2009 XLR	
V8 4.4L GAS Supercharged (VIN D)	
Water Pump	DP1306
V8 4.6L GAS Naturally Aspirated (VIN A)	
Water Pump	DP1306
2008 CTS	
V6 3.6L GAS Naturally Aspirated (VIN 7)	
Water Pump	DP532
V6 3.6L GAS Naturally Aspirated (VIN V)	
Water Pump	DP532
2008 DTS	
V8 4.6L GAS Naturally Aspirated (VIN 9)	
Water Pump	DP1310
V8 4.6L GAS Naturally Aspirated (VIN Y)	
Water Pump	DP1310
2008 Escalade	
V8 6.2L GAS Naturally Aspirated (VIN 8)	
Water Pump	DP990 ^{27,28}
2008 Escalade ESV	
V8 6.2L GAS Naturally Aspirated (VIN 8)	
Water Pump	DP990 ^{27,28}
2008 Escalade EXT	
V8 6.2L GAS Naturally Aspirated (VIN 8)	
Water Pump	DP990 ^{27,28}
2008 SRX	
V6 3.6L GAS Naturally Aspirated (VIN 7)	
Water Pump	DP532
V8 4.6L GAS Naturally Aspirated (VIN A)	
Water Pump	DP1306
2008 STS	
V6 3.6L GAS Naturally Aspirated (VIN V)	
Water Pump	DP532
V8 4.4L GAS Supercharged (VIN D)	
Water Pump	DP1306
V8 4.6L GAS Naturally Aspirated (VIN A)	
Water Pump	DP1306
2008 XLR	
V8 4.4L GAS Supercharged (VIN D)	
Water Pump	DP1306
V8 4.6L GAS Naturally Aspirated (VIN A)	
Water Pump	DP1306
2007 CTS	
V6 2.8L GAS Naturally Aspirated (VIN T)	
Water Pump	DP532
V6 3.6L GAS Naturally Aspirated (VIN 7)	
Water Pump	DP532
V8 6.0L GAS Naturally Aspirated (VIN U)	
Water Pump	DP1308
2007 DTS	
V8 4.6L GAS Naturally Aspirated (VIN 9)	
Water Pump	DP1310
V8 4.6L GAS Naturally Aspirated (VIN Y)	
Water Pump	DP1310
2007 Escalade	
V8 6.2L GAS Naturally Aspirated (VIN 8)	
Water Pump	DP990 ^{27,28}
2007 Escalade ESV	
V8 6.2L GAS Naturally Aspirated (VIN 8)	
Water Pump	DP990 ^{27,28}

Cadillac	
2007 Escalade EXT	
V8 6.2L GAS Naturally Aspirated (VIN 8)	
Water Pump	DP990 ^{27,28}
2007 SRX	
V6 3.6L GAS Naturally Aspirated (VIN 7)	
Water Pump	DP532
V8 4.6L GAS Naturally Aspirated (VIN A)	
Water Pump	DP1306
2007 STS	
V6 3.6L GAS Naturally Aspirated (VIN 7)	
Water Pump	DP532
V8 4.4L GAS Supercharged (VIN D)	
Water Pump	DP1306
V8 4.6L GAS Naturally Aspirated (VIN A)	
Water Pump	DP1306
2007 XLR	
V8 4.4L GAS Supercharged (VIN D)	
Water Pump	DP1306
V8 4.6L GAS Naturally Aspirated (VIN A)	
Water Pump	DP1306
2006 CTS	
V6 2.8L GAS Naturally Aspirated (VIN T)	
Water Pump	DP532
V6 3.6L GAS Naturally Aspirated (VIN 7)	
Water Pump	DP532
V8 6.0L GAS Naturally Aspirated (VIN U)	
Water Pump	DP1308
2006 DTS	
V8 4.6L GAS Naturally Aspirated (VIN 9)	
Water Pump	DP1310
V8 4.6L GAS Naturally Aspirated (VIN Y)	
Water Pump	DP1310
2006 Escalade	
V8 6.0L GAS Naturally Aspirated (VIN N)	
Water Pump	DP998 ^{27,28}
2006 Escalade ESV	
V8 6.0L GAS Naturally Aspirated (VIN N)	
Water Pump	DP998 ^{27,28}
2006 Escalade EXT	
V8 6.0L GAS Naturally Aspirated (VIN N)	
Water Pump	DP998 ^{27,28}
2006 SRX	
V6 3.6L GAS Naturally Aspirated (VIN 7)	
Water Pump	DP532
V8 4.6L GAS Naturally Aspirated (VIN A)	
Water Pump	DP1306
2006 STS	
V6 3.6L GAS Naturally Aspirated (VIN 7)	
Water Pump	DP532
V8 4.4L GAS Supercharged (VIN D)	
Water Pump	DP1306
V8 4.6L GAS Naturally Aspirated (VIN A)	
Water Pump	DP1306
2006 XLR	
V8 4.4L GAS Supercharged (VIN D)	
Water Pump	DP1306
V8 4.6L GAS Naturally Aspirated (VIN A)	
Water Pump	DP1306
2005 CTS	
V6 2.8L GAS Naturally Aspirated (VIN T)	
Water Pump	DP532
V6 3.6L GAS Naturally Aspirated (VIN 7)	
Water Pump	DP532
2005 DeVille	
V8 4.6L GAS Naturally Aspirated (VIN 9)	
Water Pump	DP972
V8 4.6L GAS Naturally Aspirated (VIN Y)	
Water Pump	DP972

Cadillac		Cadillac		Cadillac	
2005 Escalade		2003 Escalade		2000 Eldorado	
V8 5.3L GAS Naturally Aspirated (VIN T)		V8 5.3L GAS Naturally Aspirated (VIN T)		V8 4.6L GAS Naturally Aspirated (VIN Y)	
Water Pump	DP998 ^{27,28}	Water Pump	DP998 ^{27,28}	Water Pump	DP972
V8 6.0L GAS Naturally Aspirated (VIN N)		V8 6.0L GAS Naturally Aspirated (VIN N)		2000 Escalade	
Water Pump	DP998 ^{27,28}	Water Pump	DP998 ^{27,28}	V8 5.7L GAS Naturally Aspirated (VIN R)	
2005 Escalade ESV		2003 Escalade ESV		Water Pump	DP957 ^{27,28}
V8 6.0L GAS Naturally Aspirated (VIN N)		V8 6.0L GAS Naturally Aspirated (VIN N)		2000 Seville	
Water Pump	DP998 ^{27,28}	Water Pump	DP998 ^{27,28}	V8 4.6L GAS Naturally Aspirated (VIN 9)	
2005 Escalade EXT		2003 Escalade EXT		Water Pump	DP972
V8 6.0L GAS Naturally Aspirated (VIN N)		V8 6.0L GAS Naturally Aspirated (VIN N)		V8 4.6L GAS Naturally Aspirated (VIN Y)	
Water Pump	DP998 ^{27,28}	Water Pump	DP998 ^{27,28}	Water Pump	DP972
2005 SRX		2003 Seville		1999 Catera	
V6 3.6L GAS Naturally Aspirated (VIN 7)		V8 4.6L GAS Naturally Aspirated (VIN 9)		V6 3.0L GAS Naturally Aspirated (VIN R)	
Water Pump	DP532	Water Pump	DP972	Water Pump	DP455 ⁹
V8 4.6L GAS Naturally Aspirated (VIN A)		V8 4.6L GAS Naturally Aspirated (VIN Y)		1999 DeVille	
Water Pump	DP1306	Water Pump	DP972	V8 4.6L GAS Naturally Aspirated (VIN 9)	
2005 STS		2002 DeVille		Water Pump	DP972
V6 3.6L GAS Naturally Aspirated (VIN 7)		V8 4.6L GAS Naturally Aspirated (VIN 9)		V8 4.6L GAS Naturally Aspirated (VIN Y)	
Water Pump	DP532	Water Pump	DP972	Water Pump	DP972
V8 4.6L GAS Naturally Aspirated (VIN A)		V8 4.6L GAS Naturally Aspirated (VIN Y)		1999 Eldorado	
Water Pump	DP1306	Water Pump	DP972	V8 4.6L GAS Naturally Aspirated (VIN 9)	
2005 XLR		2002 Eldorado		Water Pump	DP972
V8 4.6L GAS Naturally Aspirated (VIN A)		V8 4.6L GAS Naturally Aspirated (VIN 9)		V8 4.6L GAS Naturally Aspirated (VIN Y)	
Water Pump	DP1306	Water Pump	DP972	Water Pump	DP972
2004 CTS		V8 4.6L GAS Naturally Aspirated (VIN Y)		1999 Escalade	
V6 3.2L GAS Naturally Aspirated (VIN N)		Water Pump	DP972	V8 5.7L GAS Naturally Aspirated (VIN R)	
Water Pump	DP455 ⁹	2002 Escalade		Water Pump	DP957 ^{27,28}
V6 3.6L GAS Naturally Aspirated (VIN 7)		V8 5.3L GAS Naturally Aspirated (VIN T)		1999 Seville	
Water Pump	DP532	Water Pump	DP998 ^{27,28}	V8 4.6L GAS Naturally Aspirated (VIN 9)	
V8 5.7L GAS Naturally Aspirated (VIN S)		V8 6.0L GAS Naturally Aspirated (VIN N)		Water Pump	DP972
Water Pump	DP1308	Water Pump	DP998 ^{27,28}	V8 4.6L GAS Naturally Aspirated (VIN Y)	
2004 DeVille		2002 Escalade EXT		Water Pump	DP972
V8 4.6L GAS Naturally Aspirated (VIN 9)		V8 6.0L GAS Naturally Aspirated (VIN N)		1998 Catera	
Water Pump	DP972	Water Pump	DP998 ^{27,28}	V6 3.0L GAS Naturally Aspirated (VIN R)	
V8 4.6L GAS Naturally Aspirated (VIN Y)		2002 Seville		Water Pump	DP455 ⁹
Water Pump	DP972	V8 4.6L GAS Naturally Aspirated (VIN 9)		1998 DeVille	
2004 Escalade		Water Pump	DP972	V8 4.6L GAS Naturally Aspirated (VIN 9)	
V8 5.3L GAS Naturally Aspirated (VIN T)		V8 4.6L GAS Naturally Aspirated (VIN Y)		Water Pump	DP972
Water Pump	DP998 ^{27,28}	Water Pump	DP972	V8 4.6L GAS Naturally Aspirated (VIN Y)	
V8 6.0L GAS Naturally Aspirated (VIN N)		2001 Catera		Water Pump	DP972
Water Pump	DP998 ^{27,28}	V6 3.0L GAS Naturally Aspirated (VIN R)		1998 Eldorado	
2004 Escalade ESV		Water Pump	DP455 ⁹	V8 4.6L GAS Naturally Aspirated (VIN 9)	
V8 6.0L GAS Naturally Aspirated (VIN N)		2001 DeVille		Water Pump	DP972
Water Pump	DP998 ^{27,28}	V8 4.6L GAS Naturally Aspirated (VIN 9)		V8 4.6L GAS Naturally Aspirated (VIN Y)	
2004 Escalade EXT		Water Pump	DP972	Water Pump	DP972
V8 6.0L GAS Naturally Aspirated (VIN N)		V8 4.6L GAS Naturally Aspirated (VIN Y)		1998 Seville	
Water Pump	DP998 ^{27,28}	Water Pump	DP972	V8 4.6L GAS Naturally Aspirated (VIN 9)	
2004 Seville		2001 Eldorado		Water Pump	DP972
V8 4.6L GAS Naturally Aspirated (VIN 9)		V8 4.6L GAS Naturally Aspirated (VIN 9)		V8 4.6L GAS Naturally Aspirated (VIN Y)	
Water Pump	DP972	Water Pump	DP972	Water Pump	DP972
V8 4.6L GAS Naturally Aspirated (VIN Y)		V8 4.6L GAS Naturally Aspirated (VIN Y)		1997 Catera	
Water Pump	DP972	Water Pump	DP972	V6 3.0L GAS Naturally Aspirated (VIN R)	
2004 SRX		2001 Seville		Water Pump	DP455 ⁹
V6 3.6L GAS Naturally Aspirated (VIN 7)		V8 4.6L GAS Naturally Aspirated (VIN 9)		1997 DeVille	
Water Pump	DP532	Water Pump	DP972	V8 4.6L GAS Naturally Aspirated (VIN 9)	
V8 4.6L GAS Naturally Aspirated (VIN A)		V8 4.6L GAS Naturally Aspirated (VIN Y)		Water Pump	DP972
Water Pump	DP1306	Water Pump	DP972	V8 4.6L GAS Naturally Aspirated (VIN Y)	
2004 XLR		2000 Catera		Water Pump	DP972
V8 4.6L GAS Naturally Aspirated (VIN A)		V6 3.0L GAS Naturally Aspirated (VIN R)		1997 Eldorado	
Water Pump	DP1306	Water Pump	DP455 ⁹	V8 4.6L GAS Naturally Aspirated (VIN 9)	
2003 CTS		2000 DeVille		Water Pump	DP972
V6 3.2L GAS Naturally Aspirated (VIN N)		V8 4.6L GAS Naturally Aspirated (VIN 9)		V8 4.6L GAS Naturally Aspirated (VIN Y)	
Water Pump	DP455 ⁹	Water Pump	DP972	Water Pump	DP972
2003 DeVille		V8 4.6L GAS Naturally Aspirated (VIN Y)		1997 Seville	
V8 4.6L GAS Naturally Aspirated (VIN 9)		Water Pump	DP972	V8 4.6L GAS Naturally Aspirated (VIN 9)	
Water Pump	DP972	2000 Eldorado		Water Pump	DP972
V8 4.6L GAS Naturally Aspirated (VIN Y)		V8 4.6L GAS Naturally Aspirated (VIN 9)		V8 4.6L GAS Naturally Aspirated (VIN Y)	
Water Pump	DP972	Water Pump	DP972	Water Pump	DP972

Cadillac	
1996 Commercial Chassis	
V8 5.7L GAS Naturally Aspirated (VIN P)	
Water Pump	DP986
1996 DeVille	
V8 4.6L GAS Naturally Aspirated (VIN 9)	
Water Pump	DP972
V8 4.6L GAS Naturally Aspirated (VIN Y)	
Water Pump	DP972
1996 Eldorado	
V8 4.6L GAS Naturally Aspirated (VIN 9)	
Water Pump	DP972
V8 4.6L GAS Naturally Aspirated (VIN Y)	
Water Pump	DP972
1996 Fleetwood	
V8 5.7L GAS Naturally Aspirated (VIN P)	
Water Pump	DP986
1996 Seville	
V8 4.6L GAS Naturally Aspirated (VIN 9)	
Water Pump	DP972
V8 4.6L GAS Naturally Aspirated (VIN Y)	
Water Pump	DP972
1995 Commercial Chassis	
V8 5.7L GAS Naturally Aspirated (VIN P)	
Water Pump	DP986
1995 DeVille	
V8 4.6L GAS Naturally Aspirated (VIN Y)	
Water Pump	DP972
V8 4.9L GAS Naturally Aspirated (VIN B)	
Water Pump	DP989
1995 Eldorado	
V8 4.6L GAS Naturally Aspirated (VIN 9)	
Water Pump	DP972
V8 4.6L GAS Naturally Aspirated (VIN Y)	
Water Pump	DP972
1995 Seville	
V8 4.6L GAS Naturally Aspirated (VIN 9)	
Water Pump	DP972
V8 4.6L GAS Naturally Aspirated (VIN Y)	
Water Pump	DP972
1994 Commercial Chassis	
V8 5.7L GAS Naturally Aspirated (VIN P)	
Water Pump	DP986
1994 DeVille	
V8 4.6L GAS Naturally Aspirated (VIN Y)	
Water Pump	DP1040
V8 4.9L GAS Naturally Aspirated (VIN B)	
Water Pump	DP989
1994 Eldorado	
V8 4.6L GAS Naturally Aspirated (VIN 9)	
Water Pump	DP1040
V8 4.6L GAS Naturally Aspirated (VIN Y)	
Water Pump	DP1040
1994 Seville	
V8 4.6L GAS Naturally Aspirated (VIN 9)	
Water Pump	DP1040
V8 4.6L GAS Naturally Aspirated (VIN Y)	
Water Pump	DP1040
1993 60 Special	
V8 4.9L GAS Naturally Aspirated (VIN B)	
Water Pump	DP989
1993 Allante	
V8 4.6L GAS Naturally Aspirated (VIN 9)	
Water Pump	DP1040
1993 Commercial Chassis	
V8 4.9L GAS Naturally Aspirated (VIN B)	
Water Pump	DP989
V8 5.7L GAS Naturally Aspirated (VIN 7)	
Heavy Duty	DP9631 ²⁹
Standard Duty	DP963

Cadillac	
1993 DeVille	
V8 4.9L GAS Naturally Aspirated (VIN B)	
Water Pump	DP989
1993 Eldorado	
V8 4.6L GAS Naturally Aspirated (VIN 9)	
Water Pump	DP1040
V8 4.6L GAS Naturally Aspirated (VIN Y)	
Water Pump	DP1040
V8 4.9L GAS Naturally Aspirated (VIN B)	
Water Pump	DP989
1993 Fleetwood	
V8 5.7L GAS Naturally Aspirated (VIN 7)	
Heavy Duty	DP9631 ²⁹
Standard Duty	DP963
1993 Seville	
V8 4.6L GAS Naturally Aspirated (VIN 9)	
Water Pump	DP1040
V8 4.9L GAS Naturally Aspirated (VIN B)	
Water Pump	DP989
1992 Allante	
V8 4.5L GAS Naturally Aspirated (VIN 8)	
Water Pump	DP989
1992 Brougham	
V8 5.0L GAS Naturally Aspirated (VIN E)	
Heavy Duty	DP9631 ²⁹
Standard Duty	DP963
V8 5.7L GAS Naturally Aspirated (VIN 7)	
Heavy Duty	DP9631 ²⁹
Standard Duty	DP963
1992 Commercial Chassis	
V8 4.9L GAS Naturally Aspirated (VIN B)	
Water Pump	DP989
V8 5.7L GAS Naturally Aspirated (VIN 7)	
Heavy Duty	DP9631 ²⁹
Standard Duty	DP963
1992 DeVille	
V8 4.9L GAS Naturally Aspirated (VIN B)	
Water Pump	DP989
1992 Eldorado	
V8 4.9L GAS Naturally Aspirated (VIN B)	
Water Pump	DP989
1992 Fleetwood	
V8 4.9L GAS Naturally Aspirated (VIN B)	
Water Pump	DP989
1992 Seville	
V8 4.9L GAS Naturally Aspirated (VIN B)	
Water Pump	DP989
1991 Allante	
V8 4.5L GAS Naturally Aspirated (VIN 8)	
Water Pump	DP989
1991 Brougham	
V8 5.0L GAS Naturally Aspirated (VIN E)	
Heavy Duty	DP9631 ²⁹
Standard Duty	DP963
V8 5.7L GAS Naturally Aspirated (VIN 7)	
Heavy Duty	DP9631 ²⁹
Standard Duty	DP963
1991 Commercial Chassis	
V8 4.9L GAS Naturally Aspirated (VIN B)	
Water Pump	DP989
1991 DeVille	
V8 4.9L GAS Naturally Aspirated (VIN B)	
Water Pump	DP989
1991 Eldorado	
V8 4.9L GAS Naturally Aspirated (VIN B)	
Water Pump	DP989
1991 Fleetwood	
V8 4.9L GAS Naturally Aspirated (VIN B)	
Water Pump	DP989

Cadillac	
1991 Seville	
V8 4.9L GAS Naturally Aspirated (VIN B)	
Water Pump	DP989
1990 Allante	
V8 4.5L GAS Naturally Aspirated (VIN 8)	
Water Pump	DP989
1990 Brougham	
V8 5.7L GAS Naturally Aspirated (VIN 7)	
Heavy Duty	DP9631 ²⁹
Standard Duty	DP963
1990 Commercial Chassis	
V8 4.5L GAS Naturally Aspirated (VIN 3)	
Water Pump	DP989
1990 DeVille	
V8 4.5L GAS Naturally Aspirated (VIN 3)	
Water Pump	DP989
1990 Eldorado	
V8 4.5L GAS Naturally Aspirated (VIN 3)	
Water Pump	DP989
1990 Fleetwood	
V8 4.5L GAS Naturally Aspirated (VIN 3)	
Water Pump	DP989
1990 Seville	
V8 4.5L GAS Naturally Aspirated (VIN 3)	
Water Pump	DP989
1989 Allante	
V8 4.5L GAS Naturally Aspirated (VIN 8)	
Water Pump	DP989
1989 Commercial Chassis	
V8 4.5L GAS Naturally Aspirated (VIN 5)	
Water Pump	DP989
1989 DeVille	
V8 4.5L GAS Naturally Aspirated (VIN 5)	
Water Pump	DP989
1989 Eldorado	
V8 4.5L GAS Naturally Aspirated (VIN 5)	
Water Pump	DP989
1989 Fleetwood	
V8 4.5L GAS Naturally Aspirated (VIN 5)	
Water Pump	DP989
1989 Seville	
V8 4.5L GAS Naturally Aspirated (VIN 5)	
Water Pump	DP989
1988 Allante	
V8 4.1L GAS Naturally Aspirated (VIN 7)	
Water Pump	DP989
1988 Cimarron	
V6 2.8L GAS Naturally Aspirated (VIN W)	
Water Pump	DP960
1988 Commercial Chassis	
V8 4.5L GAS Naturally Aspirated (VIN 5)	
Water Pump	DP989
1988 DeVille	
V8 4.5L GAS Naturally Aspirated (VIN 5)	
Water Pump	DP989
1988 Eldorado	
V8 4.5L GAS Naturally Aspirated (VIN 5)	
Water Pump	DP989
1988 Fleetwood	
V8 4.5L GAS Naturally Aspirated (VIN 5)	
Water Pump	DP989
1988 Seville	
V8 4.5L GAS Naturally Aspirated (VIN 5)	
Water Pump	DP989
1987 Allante	
V8 4.1L GAS Naturally Aspirated (VIN 7)	
Water Pump	DP989

Cadillac	
1987 Cimarron	
V6 2.8L GAS Naturally Aspirated (VIN W)	
Water Pump	DP960
1987 Commercial Chassis	
V8 4.1L GAS Naturally Aspirated (VIN 8)	
Water Pump	DP989
1987 DeVille	
V8 4.1L GAS Naturally Aspirated (VIN 8)	
Water Pump	DP989
1987 Eldorado	
V8 4.1L GAS Naturally Aspirated (VIN 8)	
Water Pump	DP989
1987 Fleetwood	
V8 4.1L GAS Naturally Aspirated (VIN 8)	
Water Pump	DP989
1987 Seville	
V8 4.1L GAS Naturally Aspirated (VIN 8)	
Water Pump	DP989
1986 Commercial Chassis	
V8 4.1L GAS Naturally Aspirated (VIN 8)	
Water Pump	DP989
1986 DeVille	
V8 4.1L GAS Naturally Aspirated (VIN 8)	
Water Pump	DP989
1986 Eldorado	
V8 4.1L GAS Naturally Aspirated (VIN 8)	
Water Pump	DP989
1986 Fleetwood	
V8 4.1L GAS Naturally Aspirated (VIN 8)	
Water Pump	DP989
1986 Seville	
V8 4.1L GAS Naturally Aspirated (VIN 8)	
Water Pump	DP989
1985 Commercial Chassis	
V8 4.1L GAS Naturally Aspirated (VIN 8)	
Water Pump	DP989
1985 DeVille	
V8 4.1L GAS Naturally Aspirated (VIN 8)	
Water Pump	DP989
1984 Commercial Chassis	
V8 6.0L GAS Naturally Aspirated (VIN 6)	
Water Pump	DP1025
1984 DeVille	
V8 5.7L DIESEL Naturally Aspirated (VIN N)	
Heavy Duty	DP9951 ²⁹
Standard Duty	DP995
1984 Eldorado	
V8 5.7L DIESEL Naturally Aspirated (VIN N)	
Heavy Duty	DP9951 ²⁹
Standard Duty	DP995
1984 Fleetwood	
V8 5.7L DIESEL Naturally Aspirated (VIN N)	
Heavy Duty	DP9951 ²⁹
Standard Duty	DP995
V8 6.0L GAS Naturally Aspirated (VIN 9)	
Water Pump	DP1025
1984 Seville	
V8 5.7L DIESEL Naturally Aspirated (VIN N)	
Heavy Duty	DP9951 ²⁹
Standard Duty	DP995
1983 Commercial Chassis	
V8 6.0L GAS Naturally Aspirated (VIN 6)	
Water Pump	DP1025

Cadillac	
1983 DeVille	
V8 5.7L DIESEL Naturally Aspirated (VIN N)	
Heavy Duty	DP9951 ²⁹
Standard Duty	DP995
1983 Eldorado	
V8 5.7L DIESEL Naturally Aspirated (VIN N)	
Heavy Duty	DP9951 ²⁹
Standard Duty	DP995
1983 Fleetwood	
V8 5.7L DIESEL Naturally Aspirated (VIN N)	
Heavy Duty	DP9951 ²⁹
Standard Duty	DP995
V8 6.0L GAS Naturally Aspirated (VIN 9)	
Water Pump	DP1025
1983 Seville	
V8 5.7L DIESEL Naturally Aspirated (VIN N)	
Heavy Duty	DP9951 ²⁹
Standard Duty	DP995
1982 Commercial Chassis	
V8 6.0L GAS Naturally Aspirated (VIN 6)	
Water Pump	DP1025
1982 DeVille	
V6 4.1L GAS Naturally Aspirated (VIN 4)	
Water Pump	DP843
V8 5.7L DIESEL Naturally Aspirated (VIN N)	
Heavy Duty	DP9951 ²⁹
Standard Duty	DP995
1982 Eldorado	
V6 4.1L GAS Naturally Aspirated (VIN 4)	
Water Pump	DP843
V8 5.7L DIESEL Naturally Aspirated (VIN N)	
Heavy Duty	DP9951 ²⁹
Standard Duty	DP995
1982 Fleetwood	
V6 4.1L GAS Naturally Aspirated (VIN 4)	
Water Pump	DP843
V8 5.7L DIESEL Naturally Aspirated (VIN N)	
Heavy Duty	DP9951 ²⁹
Standard Duty	DP995
V8 6.0L GAS Naturally Aspirated (VIN 6)	
Water Pump	DP1025
V8 6.0L GAS Naturally Aspirated (VIN 9)	
Water Pump	DP1025
1982 Seville	
V6 4.1L GAS Naturally Aspirated (VIN 4)	
Water Pump	DP843
V8 5.7L DIESEL Naturally Aspirated (VIN N)	
Heavy Duty	DP9951 ²⁹
Standard Duty	DP995
1981 Commercial Chassis	
V8 6.0L GAS Naturally Aspirated (VIN 6)	
Water Pump	DP1025
1981 DeVille	
V6 4.1L GAS Naturally Aspirated (VIN 4)	
Water Pump	DP843
V8 5.7L DIESEL Naturally Aspirated (VIN N)	
Heavy Duty	DP9951 ²⁹
Standard Duty	DP995
V8 6.0L GAS Naturally Aspirated (VIN 9)	
Water Pump	DP1025

Cadillac	
1981 Eldorado	
V6 4.1L GAS Naturally Aspirated (VIN 4)	
Water Pump	DP843
V8 5.7L DIESEL Naturally Aspirated (VIN N)	
Heavy Duty	DP9951 ²⁹
Standard Duty	DP995
V8 6.0L GAS Naturally Aspirated (VIN 9)	
Water Pump	DP1025
1981 Fleetwood	
V6 4.1L GAS Naturally Aspirated (VIN 4)	
Water Pump	DP843
V8 5.7L DIESEL Naturally Aspirated (VIN N)	
Heavy Duty	DP9951 ²⁹
Standard Duty	DP995
V8 6.0L GAS Naturally Aspirated (VIN 9)	
Water Pump	DP1025
1981 Seville	
V6 4.1L GAS Naturally Aspirated (VIN 4)	
Water Pump	DP843
V8 5.7L DIESEL Naturally Aspirated (VIN N)	
Heavy Duty	DP9951 ²⁹
Standard Duty	DP995
V8 6.0L GAS Naturally Aspirated (VIN 9)	
Water Pump	DP1025
1980 Commercial Chassis	
V8 6.0L GAS Naturally Aspirated (VIN 6)	
Water Pump	DP1025
1980 DeVille	
V6 4.1L GAS Naturally Aspirated (VIN 4)	
Water Pump	DP843
V8 5.7L DIESEL Naturally Aspirated (VIN N)	
Heavy Duty	DP9951 ²⁹
Standard Duty	DP995
V8 6.0L GAS Naturally Aspirated (VIN 6)	
Water Pump	DP1025
1980 Eldorado	
V8 5.7L DIESEL Naturally Aspirated (VIN N)	
Heavy Duty	DP9951 ²⁹
Standard Duty	DP995
V8 5.7L GAS Naturally Aspirated (VIN 8)	
Heavy Duty	DP9951 ²⁹
Standard Duty	DP995
V8 6.0L GAS Naturally Aspirated (VIN 9)	
Water Pump	DP1025
1980 Fleetwood	
V6 4.1L GAS Naturally Aspirated (VIN 4)	
Water Pump	DP843
V8 5.7L DIESEL Naturally Aspirated (VIN N)	
Heavy Duty	DP9951 ²⁹
Standard Duty	DP995
V8 6.0L GAS Naturally Aspirated (VIN 6)	
Water Pump	DP1025
1980 Seville	
V8 5.7L DIESEL Naturally Aspirated (VIN N)	
Heavy Duty	DP9951 ²⁹
Standard Duty	DP995
V8 5.7L GAS Naturally Aspirated (VIN 8)	
Heavy Duty	DP9951 ²⁹
Standard Duty	DP995
V8 6.0L GAS Naturally Aspirated (VIN 9)	
Water Pump	DP1025

Cadillac	
1979 Commercial Chassis	
V8 7.0L GAS Naturally Aspirated (VIN S)	
Water Pump	DP1025
1979 DeVille	
V8 5.7L DIESEL Naturally Aspirated (VIN N)	
Heavy Duty	DP9951 ²⁹
Standard Duty	DP995
V8 7.0L GAS Naturally Aspirated (VIN S)	
Water Pump	DP1025
V8 7.0L GAS Naturally Aspirated (VIN T)	
Water Pump	DP1025
1979 Eldorado	
V8 5.7L DIESEL Naturally Aspirated (VIN N)	
Heavy Duty	DP9951 ²⁹
Standard Duty	DP995
V8 5.7L GAS Naturally Aspirated (VIN B)	
Heavy Duty	DP9951 ²⁹
Standard Duty	DP995
1979 Fleetwood	
V8 5.7L DIESEL Naturally Aspirated (VIN N)	
Heavy Duty	DP9951 ²⁹
Standard Duty	DP995
V8 7.0L GAS Naturally Aspirated (VIN S)	
Water Pump	DP1025
V8 7.0L GAS Naturally Aspirated (VIN T)	
Water Pump	DP1025
1979 Seville	
V8 5.7L DIESEL Naturally Aspirated (VIN N)	
Heavy Duty	DP9951 ²⁹
Standard Duty	DP995
V8 7.0L GAS Naturally Aspirated (VIN B)	
Heavy Duty	DP9951 ²⁹
Standard Duty	DP995
1978 Commercial Chassis	
V8 7.0L GAS Naturally Aspirated (VIN S)	
Water Pump	DP1025
V8 7.0L GAS Naturally Aspirated (VIN T)	
Water Pump	DP1025
1978 DeVille	
V8 7.0L GAS Naturally Aspirated (VIN S)	
Water Pump	DP1025
V8 7.0L GAS Naturally Aspirated (VIN T)	
Water Pump	DP1025
1978 Eldorado	
V8 7.0L GAS Naturally Aspirated (VIN S)	
Water Pump	DP1025
V8 7.0L GAS Naturally Aspirated (VIN T)	
Water Pump	DP1025
1978 Fleetwood	
V8 7.0L GAS Naturally Aspirated (VIN S)	
Water Pump	DP1025
V8 7.0L GAS Naturally Aspirated (VIN T)	
Water Pump	DP1025
1978 Seville	
V8 5.7L DIESEL Naturally Aspirated (VIN N)	
Heavy Duty	DP9951 ²⁹
Standard Duty	DP995
V8 5.7L GAS Naturally Aspirated (VIN B)	
Heavy Duty	DP9951 ²⁹
Standard Duty	DP995
1977 Commercial Chassis	
V8 7.0L GAS Naturally Aspirated (VIN S)	
Water Pump	DP1025

Cadillac	
1977 Commercial Chassis	
V8 7.0L GAS Naturally Aspirated (VIN T)	
Water Pump	DP1025
1977 DeVille	
V8 7.0L GAS Naturally Aspirated (VIN S)	
Water Pump	DP1025
V8 7.0L GAS Naturally Aspirated (VIN T)	
Water Pump	DP1025
1977 Eldorado	
V8 7.0L GAS Naturally Aspirated (VIN S)	
Water Pump	DP1025
V8 7.0L GAS Naturally Aspirated (VIN T)	
Water Pump	DP1025
1977 Fleetwood	
V8 7.0L GAS Naturally Aspirated (VIN S)	
Water Pump	DP1025
V8 7.0L GAS Naturally Aspirated (VIN T)	
Water Pump	DP1025
1977 Seville	
V8 5.7L GAS Naturally Aspirated (VIN R)	
Heavy Duty	DP9951 ²⁹
Standard Duty	DP995
1976 Calais	
V8 8.2L GAS Naturally Aspirated (VIN S)	
Water Pump	DP1025
1976 Commercial Chassis	
V8 8.2L GAS Naturally Aspirated (VIN S)	
Water Pump	DP1025
1976 DeVille	
V8 8.2L GAS Naturally Aspirated (VIN S)	
Water Pump	DP1025
1976 Eldorado	
V8 8.2L GAS Naturally Aspirated (VIN S)	
Water Pump	DP1025
1976 Fleetwood	
V8 8.2L GAS Naturally Aspirated (VIN S)	
Water Pump	DP1025
1976 Seville	
V8 5.7L GAS Naturally Aspirated (VIN R)	
Heavy Duty	DP9951 ²⁹
Standard Duty	DP995
1975 Calais	
V8 8.2L GAS Naturally Aspirated (VIN S)	
Water Pump	DP1025
1975 Commercial Chassis	
V8 8.2L GAS Naturally Aspirated (VIN S)	
Water Pump	DP1025
1975 DeVille	
V8 8.2L GAS Naturally Aspirated (VIN S)	
Water Pump	DP1025
1975 Eldorado	
V8 8.2L GAS Naturally Aspirated (VIN S)	
Water Pump	DP1025
1975 Fleetwood	
V8 8.2L GAS Naturally Aspirated (VIN S)	
Water Pump	DP1025
1974 Calais	
V8 7.7L GAS Naturally Aspirated (VIN R)	
Water Pump	DP1025
1974 Commercial Chassis	
V8 7.7L GAS Naturally Aspirated (VIN R)	
Water Pump	DP1025
1974 DeVille	
V8 7.7L GAS Naturally Aspirated (VIN R)	
Water Pump	DP1025
1974 Eldorado	
V8 8.2L GAS Naturally Aspirated (VIN S)	
Water Pump	DP1025

Cadillac	
1974 Fleetwood	
V8 7.7L GAS Naturally Aspirated (VIN R)	
Water Pump	DP1025
1972 Calais	
V8 7.7L GAS Naturally Aspirated (VIN R)	
Water Pump	DP1042
1972 Commercial Chassis	
V8 7.7L GAS Naturally Aspirated (VIN R)	
Water Pump	DP1042
1972 DeVille	
V8 7.7L GAS Naturally Aspirated (VIN R)	
Water Pump	DP1042
1972 Eldorado	
V8 8.2L GAS Naturally Aspirated (VIN S)	
Water Pump	DP1042
1972 Fleetwood	
V8 7.7L GAS Naturally Aspirated (VIN R)	
Water Pump	DP1042
1971 Calais	
V8 7.7L GAS Naturally Aspirated	
Water Pump	DP1042
V8 7.7L GAS Naturally Aspirated (VIN 1)	
Water Pump	DP1042
1971 Commercial Chassis	
V8 7.7L GAS Naturally Aspirated (VIN 1)	
Water Pump	DP1042
1971 DeVille	
V8 7.7L GAS Naturally Aspirated	
Water Pump	DP1042
V8 7.7L GAS Naturally Aspirated (VIN 1)	
Water Pump	DP1042
1971 Eldorado	
V8 8.2L GAS Naturally Aspirated	
Water Pump	DP1042
V8 8.2L GAS Naturally Aspirated (VIN 1)	
Water Pump	DP1042
1971 Fleetwood	
V8 7.7L GAS Naturally Aspirated	
Water Pump	DP1042
V8 7.7L GAS Naturally Aspirated (VIN 1)	
Water Pump	DP1042
1970 Calais	
V8 7.7L GAS Naturally Aspirated	
Water Pump	DP1042
V8 7.7L GAS Naturally Aspirated (VIN 0)	
Water Pump	DP1042
1970 Commercial Chassis	
V8 7.7L GAS Naturally Aspirated (VIN 0)	
Water Pump	DP1042
1970 DeVille	
V8 7.7L GAS Naturally Aspirated	
Water Pump	DP1042
V8 7.7L GAS Naturally Aspirated (VIN 0)	
Water Pump	DP1042
1970 Eldorado	
V8 8.2L GAS Naturally Aspirated	
Water Pump	DP1042
V8 8.2L GAS Naturally Aspirated (VIN 0)	
Water Pump	DP1042
1970 Fleetwood	
V8 7.7L GAS Naturally Aspirated	
Water Pump	DP1042
V8 7.7L GAS Naturally Aspirated (VIN 0)	
Water Pump	DP1042
1969 Calais	
V8 7.7L GAS Naturally Aspirated	
Water Pump	DP1042
V8 7.7L GAS Naturally Aspirated (VIN 9)	
Water Pump	DP1042

Cadillac		Checker		Checker	
1969 Commercial Chassis		1977 Marathon		1969 Deluxe	
V8 7.7L GAS Naturally Aspirated (VIN 9)		V8 5.7L GAS Naturally Aspirated		V8 5.7L GAS Naturally Aspirated	
Water Pump	DP1042	Heavy Duty	DP9671 ²⁹	Heavy Duty	DP10031
1969 DeVille		Standard Duty	DP967	Standard Duty	DP1003
V8 7.7L GAS Naturally Aspirated		1976 Marathon		1969 Marathon	
Water Pump	DP1042	L6 4.1L GAS Naturally Aspirated		L6 4.1L GAS Naturally Aspirated	
V8 7.7L GAS Naturally Aspirated (VIN 9)		Water Pump	DP846	Water Pump	DP846
Water Pump	DP1042	V8 5.7L GAS Naturally Aspirated		V8 5.3L GAS Naturally Aspirated	
1969 Eldorado		Heavy Duty, w/2 Bbl carb	DP10031	Heavy Duty	DP1331 ²⁹
V8 7.7L GAS Naturally Aspirated		Standard Duty, w/2 Bbl carb	DP1003	Standard Duty	DP1313
Water Pump	DP1042	1975 Marathon		V8 5.4L GAS Naturally Aspirated	
V8 7.7L GAS Naturally Aspirated (VIN 9)		L6 4.1L GAS Naturally Aspirated		Heavy Duty	DP1331 ²⁹
Water Pump	DP1042	Water Pump	DP846	Standard Duty	DP1313
1969 Fleetwood		V8 5.7L GAS Naturally Aspirated		V8 5.7L GAS Naturally Aspirated	
V8 7.7L GAS Naturally Aspirated		Heavy Duty, w/2 Bbl carb	DP10031	Heavy Duty	DP10031
Water Pump	DP1042	Standard Duty, w/2 Bbl carb	DP1003	Standard Duty	DP1003
V8 7.7L GAS Naturally Aspirated (VIN 9)		1974 Marathon		1968 Marathon	
Water Pump	DP1042	L6 4.1L GAS Naturally Aspirated		L6 3.8L GAS Naturally Aspirated	
1968 Calais		Water Pump	DP846	Water Pump	DP846
V8 7.7L GAS Naturally Aspirated		L6 4.1L GAS Naturally Aspirated (VIN D)		V8 5.0L GAS Naturally Aspirated	
Water Pump	DP1042	Water Pump	DP846	Heavy Duty	DP1331 ²⁹
V8 7.7L GAS Naturally Aspirated (VIN 8)		1973 Marathon		Standard Duty	DP1313
Water Pump	DP1042	L6 4.1L GAS Naturally Aspirated		V8 5.3L GAS Naturally Aspirated	
1968 Commercial Chassis		Water Pump	DP846	Heavy Duty	DP1331 ²⁹
V8 7.7L GAS Naturally Aspirated (VIN 8)		L6 4.1L GAS Naturally Aspirated (VIN D)		Standard Duty	DP1313
Water Pump	DP1042	Water Pump	DP846	V8 5.4L GAS Naturally Aspirated	
1968 DeVille		V8 5.7L GAS Naturally Aspirated		Heavy Duty	DP1331 ²⁹
V8 7.7L GAS Naturally Aspirated		Heavy Duty	DP10031	Standard Duty	DP1313
Water Pump	DP1042	Standard Duty	DP1003	1967 Marathon	
V8 7.7L GAS Naturally Aspirated (VIN 8)		V8 5.7L GAS Naturally Aspirated (VIN L)		L6 3.8L GAS Naturally Aspirated	
Water Pump	DP1042	Heavy Duty	DP10031	Water Pump	DP846
1968 Eldorado		Standard Duty	DP1003	V8 4.6L GAS Naturally Aspirated	
V8 7.7L GAS Naturally Aspirated		1972 Marathon		Heavy Duty	DP1331 ²⁹
Water Pump	DP1042	L6 4.1L GAS Naturally Aspirated		Standard Duty	DP1313
V8 7.7L GAS Naturally Aspirated (VIN 8)		Water Pump	DP846	V8 5.3L GAS Naturally Aspirated	
Water Pump	DP1042	L6 4.1L GAS Naturally Aspirated (VIN D)		Heavy Duty	DP1331 ²⁹
1968 Fleetwood		Water Pump	DP846	Standard Duty	DP1313
V8 7.7L GAS Naturally Aspirated		V8 5.7L GAS Naturally Aspirated		1966 Marathon	
Water Pump	DP1042	Heavy Duty	DP10031	L6 3.8L GAS Naturally Aspirated	
V8 7.7L GAS Naturally Aspirated (VIN 8)		Standard Duty	DP1003	Water Pump	DP846
Water Pump	DP1042	V8 5.7L GAS Naturally Aspirated (VIN L)		V8 4.6L GAS Naturally Aspirated	
Checker		Heavy Duty	DP10031	Heavy Duty	DP1331 ²⁹
1982 Marathon		Standard Duty	DP1003	Standard Duty	DP1313
V6 3.8L GAS Naturally Aspirated		1971 Marathon		V8 5.3L GAS Naturally Aspirated	
Heavy Duty	DP9671 ²⁹	L6 4.1L GAS Naturally Aspirated		Heavy Duty	DP1331 ²⁹
Standard Duty	DP967	Water Pump	DP846	Standard Duty	DP1313
1981 Marathon		V8 5.7L GAS Naturally Aspirated		1965 Marathon	
V6 3.8L GAS Naturally Aspirated		Heavy Duty	DP10031	L6 3.8L GAS Naturally Aspirated	
Standard Duty	DP967	Standard Duty	DP1003	Water Pump	DP846
1980 Marathon		1970 Deluxe		V8 4.6L GAS Naturally Aspirated	
V6 3.8L GAS Naturally Aspirated		L6 4.1L GAS Naturally Aspirated		Heavy Duty	DP1331 ²⁹
Heavy Duty	DP9671 ²⁹	Water Pump	DP846	Standard Duty	DP1313
Standard Duty	DP967	V8 5.7L GAS Naturally Aspirated		V8 5.3L GAS Naturally Aspirated	
1979 Marathon		Heavy Duty	DP10031	Heavy Duty	DP1331 ²⁹
V8 5.7L GAS Naturally Aspirated		Standard Duty	DP1003	Standard Duty	DP1313
Heavy Duty	DP9671 ²⁹	1970 Marathon		Chevrolet	
Standard Duty	DP967	L6 4.1L GAS Naturally Aspirated		2017 Equinox	
1978 Marathon		Water Pump	DP846	L4 2.4L FLEX Naturally Aspirated (VIN K)	
L6 4.1L GAS Naturally Aspirated		V8 5.7L GAS Naturally Aspirated		Water Pump	DP208
Water Pump	DP846	Heavy Duty	DP10031	L4 2.4L GAS Naturally Aspirated (VIN K)	
V8 5.7L GAS Naturally Aspirated		Standard Duty	DP1003	Water Pump	DP208
Heavy Duty	DP9671 ²⁹	1969 Deluxe		V6 3.6L FLEX Naturally Aspirated (VIN 3)	
Standard Duty	DP967	L6 4.1L GAS Naturally Aspirated		Water Pump	DP532
1977 Marathon		Water Pump	DP846	V6 3.6L GAS Naturally Aspirated (VIN 3)	
L6 4.1L GAS Naturally Aspirated		V8 5.3L GAS Naturally Aspirated		Water Pump	DP532
Water Pump	DP846	Heavy Duty	DP1331 ²⁹		
		Standard Duty	DP1313		

Chevrolet	
2017 Impala	
V6 3.6L BI-FUEL Naturally Aspirated (VIN N)	
Water Pump	DP532
V6 3.6L FLEX Naturally Aspirated (VIN 3)	
Water Pump	DP532
2016 Avalanche	
V8 6.0L CNG Naturally Aspirated (VIN B)	
Water Pump	DP990 ^{27,28}
V8 6.0L FLEX Naturally Aspirated (VIN G)	
Water Pump	DP990 ^{27,28}
V8 6.0L GAS Naturally Aspirated (VIN B)	
Water Pump	DP990 ^{27,28}
V8 6.0L GAS Naturally Aspirated (VIN G)	
Water Pump	DP990 ^{27,28}
2016 Caprice	
V6 3.6L FLEX Naturally Aspirated (VIN 3)	
Water Pump	DP532
2016 Colorado	
V6 3.6L GAS Naturally Aspirated (VIN 3)	
Water Pump	DP532
2016 Equinox	
L4 2.4L FLEX Naturally Aspirated (VIN K)	
Water Pump	DP208
L4 2.4L GAS Naturally Aspirated (VIN K)	
Water Pump	DP208
V6 3.6L FLEX Naturally Aspirated (VIN 3)	
Water Pump	DP532
V6 3.6L GAS Naturally Aspirated (VIN 3)	
Water Pump	DP532
2016 Express Van	
V8 4.8L FLEX Naturally Aspirated (VIN F)	
Water Pump	DP990 ^{27,28}
V8 6.0L CNG Naturally Aspirated (VIN B)	
Water Pump	DP990 ^{27,28}
V8 6.0L FLEX Naturally Aspirated (VIN G)	
Water Pump	DP990 ^{27,28}
V8 6.6L DIESEL Turbocharged (VIN L)	
Water Pump	DP1226
2016 Impala	
V6 3.6L BI-FUEL Naturally Aspirated (VIN N)	
Water Pump	DP532
V6 3.6L FLEX Naturally Aspirated (VIN 3)	
Water Pump	DP532
2016 Impala Limited	
V6 3.6L FLEX Naturally Aspirated (VIN 3)	
Water Pump	DP532
2016 Silverado	
V8 6.0L CNG Naturally Aspirated (VIN B)	
Water Pump	DP990 ^{27,28}
V8 6.0L FLEX Naturally Aspirated (VIN G)	
Water Pump	DP990 ^{27,28}
V8 6.0L GAS Naturally Aspirated (VIN B)	
Water Pump	DP990 ^{27,28}
V8 6.0L GAS Naturally Aspirated (VIN G)	
Water Pump	DP990 ^{27,28}
2016 Traverse	
V6 3.6L GAS Naturally Aspirated (VIN D)	
Water Pump	DP532
2015 Avalanche	
V8 6.0L CNG Naturally Aspirated (VIN B)	
Water Pump	DP990 ^{27,28}
V8 6.0L FLEX Naturally Aspirated (VIN G)	
Water Pump	DP990 ^{27,28}
V8 6.0L GAS Naturally Aspirated (VIN B)	
Water Pump	DP990 ^{27,28}
V8 6.0L GAS Naturally Aspirated (VIN G)	
Water Pump	DP990 ^{27,28}

Chevrolet	
2015 Avalanche	
V8 6.6L DIESEL Turbocharged (VIN 8)	
Water Pump	DP1226
2015 Camaro	
V6 3.6L GAS Naturally Aspirated (VIN 3)	
Water Pump	DP532
2015 Caprice	
V6 3.6L FLEX Naturally Aspirated (VIN 3)	
Water Pump	DP532
2015 Captiva Sport	
L4 2.4L FLEX Naturally Aspirated (VIN K)	
Water Pump	DP208
2015 Colorado	
V6 3.6L GAS Naturally Aspirated (VIN 3)	
Water Pump	DP532
2015 Equinox	
L4 2.4L FLEX Naturally Aspirated (VIN K)	
Water Pump	DP208
L4 2.4L GAS Naturally Aspirated (VIN K)	
Water Pump	DP208
V6 3.6L FLEX Naturally Aspirated (VIN 3)	
Water Pump	DP532
V6 3.6L GAS Naturally Aspirated (VIN 3)	
Water Pump	DP532
2015 Express Van	
V8 4.8L FLEX Naturally Aspirated (VIN F)	
Water Pump	DP990 ^{27,28}
V8 6.0L CNG Naturally Aspirated (VIN B)	
Water Pump	DP990 ^{27,28}
V8 6.0L FLEX Naturally Aspirated (VIN G)	
Water Pump	DP990 ^{27,28}
V8 6.0L GAS Naturally Aspirated (VIN B)	
Water Pump	DP990 ^{27,28}
V8 6.6L DIESEL Turbocharged (VIN L)	
Water Pump	DP1226
2015 Impala	
V6 3.6L BI-FUEL Naturally Aspirated (VIN N)	
Water Pump	DP532
V6 3.6L FLEX Naturally Aspirated (VIN 3)	
Water Pump	DP532
2015 Impala Limited	
V6 3.6L FLEX Naturally Aspirated (VIN 3)	
Water Pump	DP532
2015 Silverado	
V8 6.0L CNG Naturally Aspirated (VIN B)	
Water Pump	DP990 ^{27,28}
V8 6.0L FLEX Naturally Aspirated (VIN G)	
Water Pump	DP990 ^{27,28}
V8 6.0L GAS Naturally Aspirated (VIN B)	
Water Pump	DP990 ^{27,28}
V8 6.0L GAS Naturally Aspirated (VIN G)	
Water Pump	DP990 ^{27,28}
V8 6.6L DIESEL Turbocharged (VIN 8)	
Water Pump	DP1226
2015 Traverse	
V6 3.6L GAS Naturally Aspirated (VIN D)	
Water Pump	DP532
2014 Avalanche	
V8 5.3L FLEX Naturally Aspirated (VIN C)	
Water Pump	DP990 ^{27,28}
V8 5.3L GAS Naturally Aspirated (VIN C)	
Water Pump	DP990 ^{27,28}
V8 6.0L CNG Naturally Aspirated (VIN B)	
Water Pump	DP990 ^{27,28}
V8 6.0L FLEX Naturally Aspirated (VIN G)	
Water Pump	DP990 ^{27,28}
V8 6.0L GAS Naturally Aspirated (VIN B)	
Water Pump	DP990 ^{27,28}
V8 6.0L GAS Naturally Aspirated (VIN G)	
Water Pump	DP990 ^{27,28}

Chevrolet	
2014 Avalanche	
V8 6.0L GAS Naturally Aspirated (VIN G)	
Water Pump	DP990 ^{27,28}
V8 6.6L DIESEL Turbocharged (VIN 8)	
Water Pump	DP1226
2014 Camaro	
V6 3.6L GAS Naturally Aspirated (VIN 3)	
Water Pump	DP532
2014 Caprice	
V6 3.6L FLEX Naturally Aspirated (VIN 3)	
Water Pump	DP532
2014 Captiva Sport	
L4 2.4L FLEX Naturally Aspirated (VIN K)	
Water Pump	DP208
2014 Cruze	
L4 1.8L FLEX Naturally Aspirated (VIN H)	
Water Pump	DP191
L4 1.8L GAS Naturally Aspirated (VIN G)	
Water Pump	DP191
2014 Equinox	
L4 2.4L FLEX Naturally Aspirated (VIN K)	
Water Pump	DP208
L4 2.4L GAS Naturally Aspirated (VIN K)	
Water Pump	DP208
V6 3.6L FLEX Naturally Aspirated (VIN 3)	
Water Pump	DP532
V6 3.6L GAS Naturally Aspirated (VIN 3)	
Water Pump	DP532
2014 Express Van	
V6 4.3L GAS Naturally Aspirated (VIN X)	
Water Pump	DP957 ^{27,28}
V8 4.8L FLEX Naturally Aspirated (VIN A)	
Water Pump	DP990 ^{27,28}
V8 5.3L FLEX Naturally Aspirated (VIN 4)	
Water Pump	DP990 ^{27,28}
V8 6.0L CNG Naturally Aspirated (VIN B)	
Water Pump	DP990 ^{27,28}
V8 6.0L FLEX Naturally Aspirated (VIN G)	
Water Pump	DP990 ^{27,28}
V8 6.6L DIESEL Turbocharged (VIN L)	
Water Pump	DP1226
2014 Impala	
L4 2.4L ELECTRIC/GAS Naturally Aspirated (VIN R)	
Water Pump	DP208
V6 3.6L FLEX Naturally Aspirated (VIN 3)	
Water Pump	DP532
V6 3.6L GAS Naturally Aspirated (VIN 3)	
Water Pump	DP532
2014 Impala Limited	
V6 3.6L FLEX Naturally Aspirated (VIN 3)	
Water Pump	DP532
2014 Malibu	
L4 2.4L ELECTRIC/GAS Naturally Aspirated (VIN R)	
Water Pump	DP208
2014 Silverado	
V8 5.3L FLEX Naturally Aspirated (VIN C)	
Water Pump	DP990 ^{27,28}
V8 5.3L GAS Naturally Aspirated (VIN C)	
Water Pump	DP990 ^{27,28}
V8 6.0L CNG Naturally Aspirated (VIN B)	
Water Pump	DP990 ^{27,28}
V8 6.0L FLEX Naturally Aspirated (VIN G)	
Water Pump	DP990 ^{27,28}
V8 6.0L GAS Naturally Aspirated (VIN B)	
Water Pump	DP990 ^{27,28}
V8 6.0L GAS Naturally Aspirated (VIN G)	
Water Pump	DP990 ^{27,28}

Chevrolet		Chevrolet		Chevrolet	
2014 Silverado		2013 Express Van		2012 Avalanche	
V8 6.6L DIESEL Turbocharged (VIN 8)		V8 5.3L FLEX Naturally Aspirated (VIN 4)		V8 5.3L FLEX Naturally Aspirated (VIN 7)	
Water Pump	DP1226	Water Pump	DP990 ^{27,28}	Water Pump	DP990 ^{27,28}
2014 Sonic		V8 6.0L CNG Naturally Aspirated (VIN B)		V8 6.0L ELECTRIC/FLEX Naturally Aspirated (VIN J)	
L4 1.8L FLEX Naturally Aspirated (VIN H)		V8 6.0L FLEX Naturally Aspirated (VIN G)		V8 6.0L FLEX Naturally Aspirated (VIN G)	
Water Pump	DP191	Water Pump	DP990 ^{27,28}	Water Pump	DP990 ^{27,28}
L4 1.8L GAS Naturally Aspirated (VIN G)		V8 6.6L DIESEL Turbocharged (VIN L)		V8 6.0L GAS Naturally Aspirated (VIN G)	
Water Pump	DP191	Water Pump	DP1226	Water Pump	DP990 ^{27,28}
2014 Suburban		2013 Impala		V8 6.2L FLEX Naturally Aspirated (VIN 2)	
V8 5.3L FLEX Naturally Aspirated (VIN 0)		V6 3.6L FLEX Naturally Aspirated (VIN 3)		V8 6.6L DIESEL Turbocharged (VIN 8)	
Water Pump	DP990 ^{27,28}	Water Pump	DP532	Water Pump	DP1226
V8 5.3L FLEX Naturally Aspirated (VIN 7)		V6 3.6L GAS Naturally Aspirated (VIN 3)		V8 6.6L DIESEL Turbocharged (VIN L)	
Water Pump	DP990 ^{27,28}	Water Pump	DP532	Water Pump	DP1226
2014 Tahoe		2013 Malibu		2012 Camaro	
V8 5.3L FLEX Naturally Aspirated (VIN 0)		L4 2.4L ELECTRIC/GAS Naturally Aspirated (VIN R)		V6 3.6L GAS Naturally Aspirated (VIN 3)	
Water Pump	DP990 ^{27,28}	Water Pump	DP208	Water Pump	DP532
2014 Traverse		2013 Silverado		2012 Caprice	
V6 3.6L GAS Naturally Aspirated (VIN D)		V6 4.3L GAS Naturally Aspirated (VIN X)		V6 3.6L FLEX Naturally Aspirated (VIN 3)	
Water Pump	DP532	Water Pump	DP957 ^{27,28}	Water Pump	DP532
2013 Avalanche		V8 4.8L FLEX Naturally Aspirated (VIN A)		2012 Captiva Sport	
V6 4.3L GAS Naturally Aspirated (VIN X)		V8 5.3L FLEX Naturally Aspirated (VIN 0)		L4 2.4L FLEX Naturally Aspirated (VIN K)	
Water Pump	DP957 ^{27,28}	V8 5.3L FLEX Naturally Aspirated (VIN 7)		Water Pump	DP208
V8 4.8L FLEX Naturally Aspirated (VIN A)		V8 6.0L CNG Naturally Aspirated (VIN B)		V6 3.0L FLEX Naturally Aspirated (VIN 5)	
Water Pump	DP990 ^{27,28}	V8 6.0L ELECTRIC/FLEX Naturally Aspirated (VIN J)		Water Pump	DP532
V8 5.3L FLEX Naturally Aspirated (VIN 0)		V8 6.0L FLEX Naturally Aspirated (VIN G)		2012 Colorado	
Water Pump	DP990 ^{27,28}	V8 6.0L GAS Naturally Aspirated (VIN G)		L4 2.9L GAS Naturally Aspirated (VIN 9)	
V8 5.3L FLEX Naturally Aspirated (VIN 7)		V8 6.2L FLEX Naturally Aspirated (VIN 2)		Water Pump	DP965 ^{27,28}
Water Pump	DP990 ^{27,28}	V8 6.6L DIESEL Turbocharged (VIN 8)		L5 3.7L GAS Naturally Aspirated (VIN E)	
V8 6.0L CNG Naturally Aspirated (VIN B)		2013 Sonic		Water Pump	DP965 ^{27,28}
Water Pump	DP990 ^{27,28}	L4 1.8L FLEX Naturally Aspirated (VIN H)		V8 5.3L GAS Naturally Aspirated (VIN P)	
V8 6.0L ELECTRIC/FLEX Naturally Aspirated (VIN J)		L4 1.8L GAS Naturally Aspirated (VIN G)		Water Pump	DP990 ^{27,28}
Water Pump	DP990 ^{27,28}	2013 Suburban		2012 Cruze	
V8 6.0L FLEX Naturally Aspirated (VIN G)		V8 5.3L FLEX Naturally Aspirated (VIN 0)		L4 1.8L FLEX Naturally Aspirated (VIN H)	
Water Pump	DP990 ^{27,28}	V8 5.3L FLEX Naturally Aspirated (VIN 7)		Water Pump	DP191
V8 6.0L GAS Naturally Aspirated (VIN G)		V8 6.0L FLEX Naturally Aspirated (VIN G)		2012 Equinox	
Water Pump	DP990 ^{27,28}	V8 6.0L GAS Naturally Aspirated (VIN G)		L4 2.4L FLEX Naturally Aspirated (VIN K)	
V8 6.2L FLEX Naturally Aspirated (VIN 2)		V8 6.6L DIESEL Turbocharged (VIN 8)		Water Pump	DP208
Water Pump	DP990 ^{27,28}	2013 Tahoe		L4 2.4L GAS Naturally Aspirated (VIN K)	
V8 6.6L DIESEL Turbocharged (VIN 8)		V8 5.3L FLEX Naturally Aspirated (VIN 0)		Water Pump	DP208
Water Pump	DP1226	V8 5.3L FLEX Naturally Aspirated (VIN 7)		V6 3.0L FLEX Naturally Aspirated (VIN 5)	
2013 Camaro		V8 6.0L FLEX Naturally Aspirated (VIN G)		2012 Express Van	
V6 3.6L GAS Naturally Aspirated (VIN 3)		2013 Traverse		V6 4.3L GAS Naturally Aspirated (VIN X)	
Water Pump	DP532	V6 3.6L GAS Naturally Aspirated (VIN D)		Water Pump	DP957 ^{27,28}
2013 Caprice		2012 Avalanche		V8 4.8L FLEX Naturally Aspirated (VIN A)	
V6 3.6L FLEX Naturally Aspirated (VIN 3)		V6 4.3L GAS Naturally Aspirated (VIN X)		Water Pump	DP990 ^{27,28}
Water Pump	DP532	V8 4.8L FLEX Naturally Aspirated (VIN A)		V8 5.3L FLEX Naturally Aspirated (VIN 4)	
2013 Captiva Sport		V8 5.3L FLEX Naturally Aspirated (VIN 7)		Water Pump	DP990 ^{27,28}
L4 2.4L FLEX Naturally Aspirated (VIN K)		V8 6.0L FLEX Naturally Aspirated (VIN G)		V8 6.0L CNG Naturally Aspirated (VIN B)	
Water Pump	DP208	2013 Malibu		Water Pump	DP990 ^{27,28}
2013 Cruze		L4 2.4L FLEX Naturally Aspirated (VIN U)		V8 6.0L FLEX Naturally Aspirated (VIN G)	
L4 1.8L FLEX Naturally Aspirated (VIN H)		L4 2.4L GAS Naturally Aspirated (VIN 0)		Water Pump	DP990 ^{27,28}
Water Pump	DP191	2012 Impala		V8 6.6L DIESEL Turbocharged (VIN L)	
L4 1.8L GAS Naturally Aspirated (VIN G)		V6 3.6L FLEX Naturally Aspirated (VIN 3)		Water Pump	DP1226
Water Pump	DP191	V6 3.6L GAS Naturally Aspirated (VIN 3)		2012 Malibu	
2013 Equinox		2012 Malibu		L4 2.4L FLEX Naturally Aspirated (VIN U)	
L4 2.4L FLEX Naturally Aspirated (VIN K)		L4 2.4L GAS Naturally Aspirated (VIN 0)		Water Pump	DP208
Water Pump	DP208	2012 Malibu		L4 2.4L GAS Naturally Aspirated (VIN 0)	
L4 2.4L GAS Naturally Aspirated (VIN K)		2012 Malibu		Water Pump	DP208
Water Pump	DP208	2012 Malibu		L4 2.4L GAS Naturally Aspirated (VIN 0)	
V6 3.6L FLEX Naturally Aspirated (VIN 3)		2012 Malibu		L4 2.4L GAS Naturally Aspirated (VIN 0)	
Water Pump	DP532	2012 Malibu		L4 2.4L GAS Naturally Aspirated (VIN 0)	
V6 3.6L GAS Naturally Aspirated (VIN 3)		2012 Malibu		L4 2.4L GAS Naturally Aspirated (VIN 0)	
Water Pump	DP532	2012 Malibu		L4 2.4L GAS Naturally Aspirated (VIN 0)	
2013 Express Van		2012 Malibu		L4 2.4L GAS Naturally Aspirated (VIN 0)	
V6 4.3L GAS Naturally Aspirated (VIN X)		2012 Malibu		L4 2.4L GAS Naturally Aspirated (VIN 0)	
Water Pump	DP957 ^{27,28}	2012 Malibu		L4 2.4L GAS Naturally Aspirated (VIN 0)	
V8 4.8L FLEX Naturally Aspirated (VIN A)		2012 Malibu		L4 2.4L GAS Naturally Aspirated (VIN 0)	
Water Pump	DP990 ^{27,28}	2012 Malibu		L4 2.4L GAS Naturally Aspirated (VIN 0)	
V8 5.3L FLEX Naturally Aspirated (VIN 0)		2012 Malibu		L4 2.4L GAS Naturally Aspirated (VIN 0)	
Water Pump	DP990 ^{27,28}	2012 Malibu		L4 2.4L GAS Naturally Aspirated (VIN 0)	

Chevrolet	
2012 Malibu	
L4 2.4L GAS Naturally Aspirated (VIN 1)	
Water Pump	DP208
V6 3.6L GAS Naturally Aspirated (VIN 7)	
Water Pump	DP532
2012 Silverado	
V6 4.3L GAS Naturally Aspirated (VIN X)	
Water Pump	DP957 ^{27,28}
V8 4.8L FLEX Naturally Aspirated (VIN A)	
Water Pump	DP990 ^{27,28}
V8 5.3L FLEX Naturally Aspirated (VIN 0)	
Water Pump	DP990 ^{27,28}
V8 5.3L FLEX Naturally Aspirated (VIN 7)	
Water Pump	DP990 ^{27,28}
V8 6.0L ELECTRIC/FLEX Naturally Aspirated (VIN J)	
Water Pump	DP990 ^{27,28}
V8 6.0L FLEX Naturally Aspirated (VIN G)	
Water Pump	DP990 ^{27,28}
V8 6.0L GAS Naturally Aspirated (VIN G)	
Water Pump	DP990 ^{27,28}
V8 6.2L FLEX Naturally Aspirated (VIN 2)	
Water Pump	DP990 ^{27,28}
V8 6.6L DIESEL Turbocharged (VIN 8)	
Water Pump	DP1226
V8 6.6L DIESEL Turbocharged (VIN L)	
Water Pump	DP1226
2012 Sonic	
L4 1.8L FLEX Naturally Aspirated (VIN H)	
Water Pump	DP191
2012 Suburban	
V8 5.3L FLEX Naturally Aspirated (VIN 0)	
Water Pump	DP990 ^{27,28}
V8 5.3L FLEX Naturally Aspirated (VIN 7)	
Water Pump	DP990 ^{27,28}
V8 6.0L FLEX Naturally Aspirated (VIN G)	
Water Pump	DP990 ^{27,28}
2012 Tahoe	
V8 5.3L FLEX Naturally Aspirated (VIN 0)	
Water Pump	DP990 ^{27,28}
V8 6.0L ELECTRIC/FLEX Naturally Aspirated (VIN J)	
Water Pump	DP990 ^{27,28}
2012 Traverse	
V6 3.6L GAS Naturally Aspirated (VIN D)	
Water Pump	DP532
2011 Avalanche	
V6 4.3L GAS Naturally Aspirated (VIN X)	
Water Pump	DP957 ^{27,28}
V8 4.8L FLEX Naturally Aspirated (VIN A)	
Water Pump	DP990 ^{27,28}
V8 5.3L FLEX Naturally Aspirated (VIN 0)	
Water Pump	DP990 ^{27,28}
V8 5.3L FLEX Naturally Aspirated (VIN 3)	
Water Pump	DP990 ^{27,28}
V8 6.0L ELECTRIC/FLEX Naturally Aspirated (VIN J)	
Water Pump	DP990 ^{27,28}
V8 6.0L FLEX Naturally Aspirated (VIN G)	
Water Pump	DP990 ^{27,28}
V8 6.0L GAS Naturally Aspirated (VIN G)	
Water Pump	DP990 ^{27,28}
V8 6.2L FLEX Naturally Aspirated (VIN 2)	
Water Pump	DP990 ^{27,28}
V8 6.6L DIESEL Turbocharged (VIN 8)	
Water Pump	DP1226
V8 6.6L DIESEL Turbocharged (VIN L)	
Water Pump	DP1226

Chevrolet	
2011 Aveo	
L4 1.6L GAS Naturally Aspirated (VIN E)	
Water Pump	DP191 ^{11,9}
2011 Aveo5	
L4 1.6L GAS Naturally Aspirated (VIN E)	
Water Pump	DP191
2011 Camaro	
V6 3.6L GAS Naturally Aspirated (VIN D)	
Water Pump	DP532
2011 Colorado	
L4 2.9L GAS Naturally Aspirated (VIN 9)	
Water Pump	DP965 ^{27,28}
L5 3.7L GAS Naturally Aspirated (VIN E)	
Water Pump	DP965 ^{27,28}
V8 5.3L GAS Naturally Aspirated (VIN P)	
Water Pump	DP990 ^{27,28}
2011 Cruze	
L4 1.8L FLEX Naturally Aspirated (VIN H)	
Water Pump	DP191
2011 Equinox	
L4 2.4L GAS Naturally Aspirated (VIN C)	
Water Pump	DP208
V6 3.0L FLEX Naturally Aspirated (VIN 5)	
Water Pump	DP532
2011 Express Van	
V6 4.3L GAS Naturally Aspirated (VIN X)	
Water Pump	DP957 ^{27,28}
V8 4.8L FLEX Naturally Aspirated (VIN A)	
Water Pump	DP990 ^{27,28}
V8 5.3L FLEX Naturally Aspirated (VIN 4)	
Water Pump	DP990 ^{27,28}
V8 6.0L CNG Naturally Aspirated (VIN B)	
Water Pump	DP990 ^{27,28}
V8 6.0L FLEX Naturally Aspirated (VIN G)	
Water Pump	DP990 ^{27,28}
V8 6.6L DIESEL Turbocharged (VIN L)	
Water Pump	DP1226
2011 HHR	
L4 2.2L FLEX Naturally Aspirated (VIN W)	
Water Pump	DP208
L4 2.4L FLEX Naturally Aspirated (VIN U)	
Water Pump	DP208
2011 Impala	
V6 3.5L FLEX Naturally Aspirated (VIN K)	
Water Pump	DP981
V6 3.9L FLEX Naturally Aspirated (VIN M)	
Water Pump	DP981
2011 Malibu	
L4 2.4L FLEX Naturally Aspirated (VIN U)	
Water Pump	DP208
L4 2.4L GAS Naturally Aspirated (VIN 1)	
Water Pump	DP208
V6 3.6L GAS Naturally Aspirated (VIN 7)	
Water Pump	DP532
2011 Silverado	
V6 4.3L GAS Naturally Aspirated (VIN X)	
Water Pump	DP957 ^{27,28}
V8 4.8L FLEX Naturally Aspirated (VIN A)	
Water Pump	DP990 ^{27,28}
V8 5.3L FLEX Naturally Aspirated (VIN 0)	
Water Pump	DP990 ^{27,28}
V8 5.3L FLEX Naturally Aspirated (VIN 3)	
Water Pump	DP990 ^{27,28}
V8 6.0L ELECTRIC/FLEX Naturally Aspirated (VIN J)	
Water Pump	DP990 ^{27,28}
V8 6.0L FLEX Naturally Aspirated (VIN G)	
Water Pump	DP990 ^{27,28}

Chevrolet	
2011 Silverado	
V8 6.0L GAS Naturally Aspirated (VIN G)	
Water Pump	DP990 ^{27,28}
V8 6.2L FLEX Naturally Aspirated (VIN 2)	
Water Pump	DP990 ^{27,28}
V8 6.6L DIESEL Turbocharged (VIN 8)	
Water Pump	DP1226
V8 6.6L DIESEL Turbocharged (VIN L)	
Water Pump	DP1226
2011 Suburban	
V8 5.3L FLEX Naturally Aspirated (VIN 0)	
Water Pump	DP990 ^{27,28}
V8 5.3L FLEX Naturally Aspirated (VIN 3)	
Water Pump	DP990 ^{27,28}
V8 6.0L FLEX Naturally Aspirated (VIN G)	
Water Pump	DP990 ^{27,28}
2011 Tahoe	
V8 5.3L FLEX Naturally Aspirated (VIN 0)	
Water Pump	DP990 ^{27,28}
V8 5.3L FLEX Naturally Aspirated (VIN 3)	
Water Pump	DP990 ^{27,28}
V8 6.0L ELECTRIC/FLEX Naturally Aspirated (VIN J)	
Water Pump	DP990 ^{27,28}
2011 Traverse	
V6 3.6L GAS Naturally Aspirated (VIN D)	
Water Pump	DP532
2010 Avalanche	
V6 4.3L GAS Naturally Aspirated (VIN X)	
Water Pump	DP957 ^{27,28}
V8 4.8L FLEX Naturally Aspirated (VIN A)	
Water Pump	DP990 ^{27,28}
V8 5.3L FLEX Naturally Aspirated (VIN 0)	
Water Pump	DP990 ^{27,28}
V8 5.3L FLEX Naturally Aspirated (VIN 3)	
Water Pump	DP990 ^{27,28}
V8 6.0L ELECTRIC/FLEX Naturally Aspirated (VIN J)	
Water Pump	DP990 ^{27,28}
V8 6.0L FLEX Naturally Aspirated (VIN G)	
Water Pump	DP990 ^{27,28}
V8 6.0L GAS Naturally Aspirated (VIN K)	
Water Pump	DP990 ^{27,28}
V8 6.2L FLEX Naturally Aspirated (VIN 2)	
Water Pump	DP990 ^{27,28}
V8 6.6L DIESEL Turbocharged (VIN 6)	
Water Pump	DP1226
2010 Aveo	
L4 1.6L GAS Naturally Aspirated (VIN E)	
Water Pump	DP191
2010 Aveo5	
L4 1.6L GAS Naturally Aspirated (VIN E)	
Water Pump	DP191
2010 Camaro	
V6 3.6L GAS Naturally Aspirated (VIN V)	
Water Pump	DP532
2010 Cobalt	
L4 2.0L GAS Turbocharged (VIN X)	
Water Pump	DP208
L4 2.2L GAS Naturally Aspirated (VIN 5)	
Water Pump	DP208
2010 Colorado	
L4 2.9L GAS Naturally Aspirated (VIN 9)	
Water Pump	DP965 ^{27,28}
L5 3.7L GAS Naturally Aspirated (VIN E)	
Water Pump	DP965 ^{27,28}
V8 5.3L GAS Naturally Aspirated (VIN P)	
Water Pump	DP990 ^{27,28}

Chevrolet		Chevrolet		Chevrolet	
2010 Equinox		2010 Suburban		2009 Express Van	
L4 2.4L GAS Naturally Aspirated (VIN W)		V8 5.3L FLEX Naturally Aspirated (VIN 0)		V8 4.8L GAS Naturally Aspirated (VIN C)	
Water Pump	DP208	Water Pump	DP990 ^{27,28}	Water Pump	DP990 ^{27,28}
V6 3.0L GAS Naturally Aspirated (VIN Y)		V8 5.3L FLEX Naturally Aspirated (VIN 3)		V8 5.3L FLEX Naturally Aspirated (VIN 4)	
Water Pump	DP532	Water Pump	DP990 ^{27,28}	Water Pump	DP990 ^{27,28}
2010 Express Van		V8 6.0L FLEX Naturally Aspirated (VIN G)		V8 5.3L GAS Naturally Aspirated (VIN 4)	
V6 4.3L GAS Naturally Aspirated (VIN X)		Water Pump	DP990 ^{27,28}	Water Pump	DP990 ^{27,28}
Water Pump	DP957 ^{27,28}	2010 Tahoe		V8 6.0L GAS Naturally Aspirated (VIN K)	
V8 4.8L FLEX Naturally Aspirated (VIN A)		V8 5.3L FLEX Naturally Aspirated (VIN 0)		Water Pump	DP990 ^{27,28}
Water Pump	DP990 ^{27,28}	Water Pump	DP990 ^{27,28}	V8 6.6L DIESEL Turbocharged (VIN 6)	
V8 5.3L FLEX Naturally Aspirated (VIN 4)		V8 5.3L FLEX Naturally Aspirated (VIN 3)		Water Pump	DP1226
Water Pump	DP990 ^{27,28}	Water Pump	DP990 ^{27,28}	2009 HHR	
V8 6.0L FLEX Naturally Aspirated (VIN G)		V8 6.0L ELECTRIC/FLEX Naturally Aspirated (VIN J)		L4 2.0L GAS Turbocharged (VIN X)	
Water Pump	DP990 ^{27,28}	Water Pump	DP990 ^{27,28}	Water Pump	DP208
V8 6.6L DIESEL Turbocharged (VIN 6)		2010 Traverse		L4 2.2L FLEX Naturally Aspirated (VIN B)	
Water Pump	DP1226	V6 3.6L GAS Naturally Aspirated (VIN D)		Water Pump	DP208
V8 6.6L DIESEL Turbocharged (VIN L)		Water Pump	DP532	L4 2.4L FLEX Naturally Aspirated (VIN V)	
Water Pump	DP1226	2009 Avalanche		Water Pump	DP208
2010 HHR		V6 4.3L GAS Naturally Aspirated (VIN X)		2009 Impala	
L4 2.0L GAS Turbocharged (VIN M)		Water Pump	DP957 ^{27,28}	V6 3.5L FLEX Naturally Aspirated (VIN K)	
Water Pump	DP208	V8 4.8L GAS Naturally Aspirated (VIN C)		Water Pump	DP981
L4 2.2L FLEX Naturally Aspirated (VIN B)		Water Pump	DP990 ^{27,28}	V6 3.5L GAS Naturally Aspirated (VIN N)	
Water Pump	DP208	V8 5.3L FLEX Naturally Aspirated (VIN 0)		Water Pump	DP981
L4 2.4L FLEX Naturally Aspirated (VIN V)		Water Pump	DP990 ^{27,28}	V6 3.9L FLEX Naturally Aspirated (VIN M)	
Water Pump	DP208	V8 5.3L FLEX Naturally Aspirated (VIN 3)		Water Pump	DP981
2010 Impala		Water Pump	DP990 ^{27,28}	V8 5.3L GAS Naturally Aspirated (VIN C)	
V6 3.5L FLEX Naturally Aspirated (VIN K)		V8 5.3L GAS Naturally Aspirated (VIN J)		Water Pump	DP1327
Water Pump	DP981	Water Pump	DP990 ^{27,28}	2009 Malibu	
V6 3.5L GAS Naturally Aspirated (VIN N)		V8 5.3L GAS Naturally Aspirated (VIN M)		L4 2.4L ELECTRIC/GAS Naturally Aspirated (VIN 5)	
Water Pump	DP981	Water Pump	DP990 ^{27,28}	Water Pump	DP208
V6 3.9L FLEX Naturally Aspirated (VIN M)		V8 6.0L ELECTRIC/GAS Naturally Aspirated (VIN 5)		L4 2.4L GAS Naturally Aspirated (VIN B)	
Water Pump	DP981	Water Pump	DP990 ^{27,28}	Water Pump	DP208
2010 Malibu		V8 6.0L GAS Naturally Aspirated (VIN K)		V6 3.5L FLEX Naturally Aspirated (VIN K)	
L4 2.4L ELECTRIC/GAS Naturally Aspirated (VIN Z)		Water Pump	DP990 ^{27,28}	Water Pump	DP981
Water Pump	DP208	V8 6.0L GAS Naturally Aspirated (VIN Y)		V6 3.5L GAS Naturally Aspirated (VIN N)	
L4 2.4L FLEX Naturally Aspirated (VIN 0)		Water Pump	DP990 ^{27,28}	Water Pump	DP981
Water Pump	DP208	V8 6.2L FLEX Naturally Aspirated (VIN 2)		V6 3.6L GAS Naturally Aspirated (VIN 7)	
L4 2.4L GAS Naturally Aspirated (VIN B)		Water Pump	DP990 ^{27,28}	Water Pump	DP532
Water Pump	DP208	V8 6.6L DIESEL Turbocharged (VIN 6)		2009 Silverado	
V6 3.5L FLEX Naturally Aspirated (VIN K)		Water Pump	DP1226	V6 4.3L GAS Naturally Aspirated (VIN X)	
Water Pump	DP981	2009 Aveo		Water Pump	DP957 ^{27,28}
V6 3.5L GAS Naturally Aspirated (VIN N)		L4 1.6L GAS Naturally Aspirated (VIN E)		V8 4.8L GAS Naturally Aspirated (VIN C)	
Water Pump	DP981	Water Pump	DP191	Water Pump	DP990 ^{27,28}
V6 3.6L GAS Naturally Aspirated (VIN 7)		2009 Aveo5		V8 5.3L FLEX Naturally Aspirated (VIN 0)	
Water Pump	DP532	L4 1.6L GAS Naturally Aspirated (VIN E)		Water Pump	DP990 ^{27,28}
2010 Silverado		Water Pump	DP191	V8 5.3L FLEX Naturally Aspirated (VIN 3)	
V6 4.3L GAS Naturally Aspirated (VIN X)		2009 Cobalt		Water Pump	DP990 ^{27,28}
Water Pump	DP957 ^{27,28}	L4 2.0L GAS Turbocharged (VIN X)		V8 5.3L GAS Naturally Aspirated (VIN M)	
V8 4.8L FLEX Naturally Aspirated (VIN A)		Water Pump	DP208	Water Pump	DP990 ^{27,28}
Water Pump	DP990 ^{27,28}	L4 2.2L GAS Naturally Aspirated (VIN H)		V8 6.0L ELECTRIC/GAS Naturally Aspirated (VIN 5)	
V8 5.3L FLEX Naturally Aspirated (VIN 0)		Water Pump	DP208	Water Pump	DP990 ^{27,28}
Water Pump	DP990 ^{27,28}	2009 Colorado		V8 6.0L GAS Naturally Aspirated (VIN K)	
V8 5.3L FLEX Naturally Aspirated (VIN 3)		L4 2.9L GAS Naturally Aspirated (VIN 9)		Water Pump	DP990 ^{27,28}
Water Pump	DP990 ^{27,28}	Water Pump	DP965 ^{27,28}	V8 6.0L GAS Naturally Aspirated (VIN Y)	
V8 6.0L ELECTRIC/FLEX Naturally Aspirated (VIN J)		L5 3.7L GAS Naturally Aspirated (VIN E)		Water Pump	DP990 ^{27,28}
Water Pump	DP990 ^{27,28}	Water Pump	DP965 ^{27,28}	V8 6.2L FLEX Naturally Aspirated (VIN 2)	
V8 6.0L FLEX Naturally Aspirated (VIN G)		V8 5.3L GAS Naturally Aspirated (VIN L)		Water Pump	DP990 ^{27,28}
Water Pump	DP990 ^{27,28}	Water Pump	DP990 ^{27,28}	V8 6.6L DIESEL Turbocharged (VIN 6)	
V8 6.0L GAS Naturally Aspirated (VIN K)		2009 Equinox		Water Pump	DP1226
Water Pump	DP990 ^{27,28}	V6 3.4L GAS Naturally Aspirated (VIN F)		2009 Suburban	
V8 6.2L FLEX Naturally Aspirated (VIN 2)		Water Pump	DP994	V8 5.3L FLEX Naturally Aspirated (VIN 0)	
Water Pump	DP990 ^{27,28}	V6 3.6L GAS Naturally Aspirated (VIN 7)		Water Pump	DP990 ^{27,28}
V8 6.6L DIESEL Turbocharged (VIN 6)		Water Pump	DP532	V8 5.3L FLEX Naturally Aspirated (VIN 3)	
Water Pump	DP1226	2009 Express Van		Water Pump	DP990 ^{27,28}
		V6 4.3L GAS Naturally Aspirated (VIN X)			
		Water Pump	DP957 ^{27,28}		

Chevrolet		Chevrolet		Chevrolet	
2009 Suburban		2008 Colorado		2008 Silverado	
V8 5.3L GAS Naturally Aspirated (VIN J)		L5 3.7L GAS Naturally Aspirated (VIN E)		V8 6.0L GAS Naturally Aspirated (VIN K)	
Water Pump	DP990 ^{27,28}	Water Pump	DP965 ^{27,28}	Water Pump	DP990 ^{27,28}
V8 6.0L GAS Naturally Aspirated (VIN K)		2008 Corvette		V8 6.0L GAS Naturally Aspirated (VIN Y)	
Water Pump	DP990 ^{27,28}	V8 6.2L GAS Naturally Aspirated (VIN W)		Water Pump	DP990 ^{27,28}
V8 6.0L GAS Naturally Aspirated (VIN Y)		Water Pump	DP1308	V8 6.6L DIESEL Turbocharged (VIN 6)	
Water Pump	DP990 ^{27,28}	V8 7.0L GAS Naturally Aspirated (VIN E)		Water Pump	DP1226
2009 Tahoe		2008 Equinox		2008 Suburban	
V8 4.8L GAS Naturally Aspirated (VIN C)		V6 3.4L GAS Naturally Aspirated (VIN F)		V8 5.3L FLEX Naturally Aspirated (VIN 0)	
Water Pump	DP990 ^{27,28}	Water Pump	DP994	Water Pump	DP990 ^{27,28}
V8 5.3L FLEX Naturally Aspirated (VIN 0)		V6 3.6L GAS Naturally Aspirated (VIN 7)		V8 5.3L FLEX Naturally Aspirated (VIN 3)	
Water Pump	DP990 ^{27,28}	Water Pump	DP532	Water Pump	DP990 ^{27,28}
V8 5.3L FLEX Naturally Aspirated (VIN 3)		2008 Express Van		V8 5.3L GAS Naturally Aspirated (VIN J)	
Water Pump	DP990 ^{27,28}	V6 4.3L GAS Naturally Aspirated (VIN X)		Water Pump	DP990 ^{27,28}
V8 5.3L GAS Naturally Aspirated (VIN J)		Water Pump	DP957 ^{27,28}	V8 6.0L GAS Naturally Aspirated (VIN K)	
Water Pump	DP990 ^{27,28}	V8 4.8L GAS Naturally Aspirated (VIN C)		Water Pump	DP990 ^{27,28}
V8 6.0L ELECTRIC/GAS Naturally Aspirated (VIN 5)		Water Pump	DP990 ^{27,28}	V8 6.0L GAS Naturally Aspirated (VIN Y)	
Water Pump	DP990 ^{27,28}	V8 5.3L FLEX Naturally Aspirated (VIN 4)		Water Pump	DP990 ^{27,28}
V8 6.2L FLEX Naturally Aspirated (VIN 2)		Water Pump	DP990 ^{27,28}	2008 Tahoe	
Water Pump	DP990 ^{27,28}	V8 5.3L GAS Naturally Aspirated (VIN 4)		V8 4.8L GAS Naturally Aspirated (VIN C)	
2009 Trailblazer		Water Pump	DP990 ^{27,28}	Water Pump	DP990 ^{27,28}
L6 4.2L GAS Naturally Aspirated (VIN S)		V8 6.0L GAS Naturally Aspirated (VIN K)		V8 5.3L FLEX Naturally Aspirated (VIN 0)	
Water Pump	DP965 ^{27,28}	Water Pump	DP990 ^{27,28}	Water Pump	DP990 ^{27,28}
V8 6.0L GAS Naturally Aspirated (VIN H)		V8 6.6L DIESEL Turbocharged (VIN 6)		V8 5.3L GAS Naturally Aspirated (VIN J)	
Water Pump	DP990 ^{27,28}	Water Pump	DP1226	Water Pump	DP990 ^{27,28}
2009 Traverse		2008 HHR		V8 6.0L ELECTRIC/GAS Naturally Aspirated (VIN 5)	
V6 3.6L GAS Naturally Aspirated (VIN D)		L4 2.0L GAS Turbocharged (VIN X)		Water Pump	DP990 ^{27,28}
Water Pump	DP532	Water Pump	DP208	V8 6.2L GAS Naturally Aspirated (VIN 8)	
2009 Uplander		L4 2.2L GAS Naturally Aspirated (VIN D)		Water Pump	DP990 ^{27,28}
V6 3.9L FLEX Naturally Aspirated (VIN W)		Water Pump	DP208	2008 Trailblazer	
Water Pump	DP981	L4 2.4L GAS Naturally Aspirated (VIN P)		L6 4.2L GAS Naturally Aspirated (VIN S)	
V6 3.9L GAS Naturally Aspirated (VIN 1)		Water Pump	DP208	Water Pump	DP965 ^{27,28}
Water Pump	DP981	2008 Impala		V8 5.3L GAS Naturally Aspirated (VIN M)	
2008 Avalanche		V6 3.5L FLEX Naturally Aspirated (VIN K)		Water Pump	DP990 ^{27,28}
V6 4.3L GAS Naturally Aspirated (VIN X)		Water Pump	DP981	V8 6.0L GAS Naturally Aspirated (VIN H)	
Water Pump	DP957 ^{27,28}	V6 3.5L GAS Naturally Aspirated (VIN N)		Water Pump	DP990 ^{27,28}
V8 4.8L GAS Naturally Aspirated (VIN C)		Water Pump	DP981	2008 Uplander	
Water Pump	DP990 ^{27,28}	V6 3.9L FLEX Naturally Aspirated (VIN 3)		V6 3.9L FLEX Naturally Aspirated (VIN W)	
V8 5.3L FLEX Naturally Aspirated (VIN 0)		Water Pump	DP981	Water Pump	DP981
Water Pump	DP990 ^{27,28}	V8 5.3L GAS Naturally Aspirated (VIN C)		V6 3.9L GAS Naturally Aspirated (VIN 1)	
V8 5.3L FLEX Naturally Aspirated (VIN 3)		Water Pump	DP1327	Water Pump	DP981
Water Pump	DP990 ^{27,28}	2008 Malibu		2007 Avalanche	
V8 5.3L GAS Naturally Aspirated (VIN J)		L4 2.2L GAS Naturally Aspirated (VIN F)		V6 4.3L GAS Naturally Aspirated (VIN X)	
Water Pump	DP990 ^{27,28}	Water Pump	DP208	Water Pump	DP957 ^{27,28}
V8 5.3L GAS Naturally Aspirated (VIN M)		L4 2.4L ELECTRIC/GAS Naturally Aspirated (VIN 5)		V8 4.8L GAS Naturally Aspirated (VIN C)	
Water Pump	DP990 ^{27,28}	Water Pump	DP208	Water Pump	DP990 ^{27,28}
V8 6.0L GAS Naturally Aspirated (VIN K)		L4 2.4L GAS Naturally Aspirated (VIN B)		V8 5.3L FLEX Naturally Aspirated (VIN 0)	
Water Pump	DP990 ^{27,28}	Water Pump	DP208	Water Pump	DP990 ^{27,28}
V8 6.0L GAS Naturally Aspirated (VIN Y)		V6 3.5L GAS Naturally Aspirated (VIN N)		V8 5.3L FLEX Naturally Aspirated (VIN 3)	
Water Pump	DP990 ^{27,28}	Water Pump	DP981	Water Pump	DP990 ^{27,28}
V8 6.6L DIESEL Turbocharged (VIN 6)		V6 3.6L GAS Naturally Aspirated (VIN 7)		V8 5.3L GAS Naturally Aspirated (VIN J)	
Water Pump	DP1226	Water Pump	DP532	Water Pump	DP990 ^{27,28}
2008 Aveo		2008 Silverado		V8 5.3L GAS Naturally Aspirated (VIN M)	
L4 1.6L GAS Naturally Aspirated (VIN 6)		V6 4.3L GAS Naturally Aspirated (VIN X)		Water Pump	DP990 ^{27,28}
Water Pump	DP071 ^{11,9}	Water Pump	DP957 ^{27,28}	V8 6.0L GAS Naturally Aspirated (VIN K)	
2008 Aveo5		V8 4.8L GAS Naturally Aspirated (VIN C)		Water Pump	DP990 ^{27,28}
L4 1.6L GAS Naturally Aspirated (VIN 6)		Water Pump	DP990 ^{27,28}	V8 6.0L GAS Naturally Aspirated (VIN Y)	
Water Pump	DP071 ^{11,9}	V8 5.3L FLEX Naturally Aspirated (VIN 0)		Water Pump	DP990 ^{27,28}
2008 Cobalt		Water Pump	DP990 ^{27,28}	V8 6.6L DIESEL Turbocharged (VIN 6)	
L4 2.0L GAS Turbocharged (VIN X)		V8 5.3L FLEX Naturally Aspirated (VIN 3)		Water Pump	DP1226
Water Pump	DP208	Water Pump	DP990 ^{27,28}	2007 Aveo	
L4 2.2L GAS Naturally Aspirated (VIN F)		V8 5.3L GAS Naturally Aspirated (VIN J)		L4 1.6L GAS Naturally Aspirated (VIN 6)	
Water Pump	DP208	Water Pump	DP990 ^{27,28}	Water Pump	DP071 ^{11,9}
L4 2.4L GAS Naturally Aspirated (VIN B)		V8 5.3L GAS Naturally Aspirated (VIN M)		2007 Aveo5	
Water Pump	DP208	Water Pump	DP990 ^{27,28}	L4 1.6L GAS Naturally Aspirated (VIN 6)	
2008 Colorado		V8 5.3L GAS Naturally Aspirated (VIN M)		Water Pump	DP071 ^{11,9}
L4 2.9L GAS Naturally Aspirated (VIN 9)		Water Pump	DP990 ^{27,28}		
Water Pump	DP965 ^{27,28}				

Chevrolet		Chevrolet		Chevrolet	
2007 Cobalt		2007 Silverado		2007 Uplander	
L4 2.0L GAS Supercharged (VIN P)		V8 4.8L GAS Naturally Aspirated (VIN C)		V6 3.9L GAS Naturally Aspirated (VIN 1)	
Water Pump	DP208	Water Pump	DP990 ^{27,28}	Water Pump	DP981
L4 2.2L GAS Naturally Aspirated (VIN F)		V8 5.3L FLEX Naturally Aspirated (VIN 0)		2006 Avalanche	
Water Pump	DP208	Water Pump	DP990 ^{27,28}	V6 4.3L GAS Naturally Aspirated (VIN X)	
L4 2.4L GAS Naturally Aspirated (VIN B)		V8 5.3L FLEX Naturally Aspirated (VIN 3)		Water Pump	DP957 ^{27,28}
Water Pump	DP208	Water Pump	DP990 ^{27,28}	V8 4.8L GAS Naturally Aspirated (VIN V)	
2007 Colorado		V8 5.3L GAS Naturally Aspirated (VIN J)		Water Pump	DP998 ^{27,28}
L4 2.9L GAS Naturally Aspirated (VIN 9)		Water Pump	DP990 ^{27,28}	V8 5.3L FLEX Naturally Aspirated (VIN Z)	
Water Pump	DP965 ^{27,28}	V8 5.3L GAS Naturally Aspirated (VIN M)		Water Pump	DP998 ^{27,28}
L5 3.7L GAS Naturally Aspirated (VIN E)		Water Pump	DP990 ^{27,28}	V8 5.3L GAS Naturally Aspirated (VIN B)	
Water Pump	DP965 ^{27,28}	V8 6.0L GAS Naturally Aspirated (VIN K)		Water Pump	DP998 ^{27,28}
2007 Corvette		Water Pump	DP990 ^{27,28}	V8 5.3L GAS Naturally Aspirated (VIN T)	
V8 6.0L GAS Naturally Aspirated (VIN U)		V8 6.0L GAS Naturally Aspirated (VIN Y)		Water Pump	DP998 ^{27,28}
Water Pump	DP1308	Water Pump	DP990 ^{27,28}	V8 6.0L GAS Naturally Aspirated (VIN N)	
V8 7.0L GAS Naturally Aspirated (VIN E)		V8 6.6L DIESEL Turbocharged (VIN 6)		Water Pump	DP998 ^{27,28}
Water Pump	DP1308	Water Pump	DP1226	V8 6.0L GAS Naturally Aspirated (VIN U)	
2007 Equinox		2007 Silverado Classic		Water Pump	DP998 ^{27,28}
V6 3.4L GAS Naturally Aspirated (VIN F)		V6 4.3L GAS Naturally Aspirated (VIN X)		V8 6.6L DIESEL Turbocharged (VIN 2)	
Water Pump	DP994	Water Pump	DP957 ^{27,28}	Water Pump	DP1226
2007 Express Van		V8 4.8L GAS Naturally Aspirated (VIN V)		V8 6.6L DIESEL Turbocharged (VIN D)	
V6 4.3L GAS Naturally Aspirated (VIN X)		Water Pump	DP990 ^{27,28}	Water Pump	DP1226
Water Pump	DP957 ^{27,28}	V8 5.3L ELECTRIC/GAS Naturally Aspirated (VIN T)		V8 8.1L GAS Naturally Aspirated (VIN G)	
V8 4.8L GAS Naturally Aspirated (VIN V)		Water Pump	DP990 ^{27,28}	Water Pump	DP1019 ^{27,28}
Water Pump	DP990 ^{27,28}	V8 5.3L FLEX Naturally Aspirated (VIN Z)		2006 Aveo	
V8 5.3L FLEX Naturally Aspirated (VIN Z)		Water Pump	DP990 ^{27,28}	L4 1.6L GAS Naturally Aspirated (VIN 6)	
Water Pump	DP990 ^{27,28}	V8 5.3L GAS Naturally Aspirated (VIN B)		Water Pump	DP071 ^{11,9}
V8 5.3L GAS Naturally Aspirated (VIN T)		Water Pump	DP990 ^{27,28}	2006 Aveo5	
Water Pump	DP990 ^{27,28}	V8 5.3L GAS Naturally Aspirated (VIN T)		L4 1.6L GAS Naturally Aspirated (VIN 6)	
V8 6.0L GAS Naturally Aspirated (VIN U)		Water Pump	DP990 ^{27,28}	Water Pump	DP071 ^{11,9}
Water Pump	DP990 ^{27,28}	V8 6.0L GAS Naturally Aspirated (VIN N)		2006 Cobalt	
V8 6.6L DIESEL Turbocharged (VIN 2)		Water Pump	DP990 ^{27,28}	L4 2.0L GAS Supercharged (VIN P)	
Water Pump	DP1226	V8 6.0L GAS Naturally Aspirated (VIN U)		Water Pump	DP208
V8 6.6L DIESEL Turbocharged (VIN 6)		Water Pump	DP990 ^{27,28}	L4 2.2L GAS Naturally Aspirated (VIN F)	
Water Pump	DP1226	V8 6.6L DIESEL Turbocharged (VIN D)		Water Pump	DP208
2007 HHR		Water Pump	DP1226	L4 2.4L GAS Naturally Aspirated (VIN B)	
L4 2.2L GAS Naturally Aspirated (VIN D)		2007 Suburban		Water Pump	DP208
Water Pump	DP208	V8 5.3L FLEX Naturally Aspirated (VIN 0)		2006 Colorado	
L4 2.4L GAS Naturally Aspirated (VIN P)		Water Pump	DP1019 ^{27,28}	L4 2.8L GAS Naturally Aspirated (VIN 8)	
Water Pump	DP208	V8 5.3L FLEX Naturally Aspirated (VIN 3)		Water Pump	DP965 ^{27,28}
2007 Impala		Water Pump	DP990 ^{27,28}	L5 3.5L GAS Naturally Aspirated (VIN 6)	
V6 3.5L FLEX Naturally Aspirated (VIN K)		V8 5.3L FLEX Naturally Aspirated (VIN 3)		Water Pump	DP965 ^{27,28}
Water Pump	DP981	Water Pump	DP990 ^{27,28}	2006 Corvette	
V6 3.5L GAS Naturally Aspirated (VIN N)		Water Pump	DP990 ^{27,28}	V8 6.0L GAS Naturally Aspirated (VIN U)	
Water Pump	DP981	V8 5.3L GAS Naturally Aspirated (VIN J)		Water Pump	DP1308
V6 3.9L GAS Naturally Aspirated (VIN R)		Water Pump	DP990 ^{27,28}	V8 7.0L GAS Naturally Aspirated (VIN E)	
Water Pump	DP981	V8 6.0L GAS Naturally Aspirated (VIN K)		Water Pump	DP1308
V8 5.3L GAS Naturally Aspirated (VIN C)		Water Pump	DP990 ^{27,28}	2006 Epica	
Water Pump	DP1327	V8 6.0L GAS Naturally Aspirated (VIN Y)		L6 2.5L GAS Naturally Aspirated (VIN L)	
2007 Malibu		Water Pump	DP990 ^{27,28}	Water Pump	DP1438
L4 2.2L GAS Naturally Aspirated (VIN F)		2007 Tahoe		2006 Equinox	
Water Pump	DP208	V8 4.8L GAS Naturally Aspirated (VIN C)		V6 3.4L GAS Naturally Aspirated (VIN F)	
V6 3.5L GAS Naturally Aspirated (VIN N)		Water Pump	DP990 ^{27,28}	Water Pump	DP994
Water Pump	DP981	V8 5.3L FLEX Naturally Aspirated (VIN 0)		2006 Express Van	
V6 3.9L GAS Naturally Aspirated (VIN 1)		Water Pump	DP990 ^{27,28}	V6 4.3L GAS Naturally Aspirated (VIN X)	
Water Pump	DP981	V8 5.3L GAS Naturally Aspirated (VIN J)		Water Pump	DP957 ^{27,28}
2007 Monte Carlo		Water Pump	DP990 ^{27,28}	V8 4.8L GAS Naturally Aspirated (VIN V)	
V6 3.5L FLEX Naturally Aspirated (VIN K)		2007 Trailblazer		Water Pump	DP998 ^{27,28}
Water Pump	DP981	L6 4.2L GAS Naturally Aspirated (VIN S)		V8 5.3L GAS Naturally Aspirated (VIN T)	
V6 3.5L GAS Naturally Aspirated (VIN N)		Water Pump	DP965 ^{27,28}	Water Pump	DP998 ^{27,28}
Water Pump	DP981	V8 5.3L GAS Naturally Aspirated (VIN M)		V8 6.0L GAS Naturally Aspirated (VIN U)	
V8 5.3L GAS Naturally Aspirated (VIN C)		Water Pump	DP990 ^{27,28}	Water Pump	DP998 ^{27,28}
Water Pump	DP1327	V8 6.0L GAS Naturally Aspirated (VIN H)		V8 6.6L DIESEL Turbocharged (VIN 2)	
2007 Optra		Water Pump	DP990 ^{27,28}	Water Pump	DP1226
L4 2.0L GAS Naturally Aspirated		2007 Uplander		2006 HHR	
Water Pump	DP023 ^{11,9}	V6 3.9L FLEX Naturally Aspirated (VIN W)		L4 2.2L GAS Naturally Aspirated (VIN D)	
2007 Silverado		Water Pump	DP981	Water Pump	DP208
V6 4.3L GAS Naturally Aspirated (VIN X)				L4 2.4L GAS Naturally Aspirated (VIN P)	
Water Pump	DP957 ^{27,28}			Water Pump	DP208

Chevrolet	
2006 Impala	
V6 3.5L FLEX Naturally Aspirated (VIN K)	Water Pump DP981
V6 3.5L GAS Naturally Aspirated (VIN N)	Water Pump DP981
V6 3.9L GAS Naturally Aspirated (VIN 1)	Water Pump DP981
V8 5.3L GAS Naturally Aspirated (VIN C)	Water Pump DP1327
2006 Malibu	
L4 2.2L GAS Naturally Aspirated (VIN F)	Water Pump DP208
V6 3.5L GAS Naturally Aspirated (VIN 8)	Water Pump DP960
V6 3.9L GAS Naturally Aspirated (VIN 1)	Water Pump DP981
2006 Monte Carlo	
V6 3.5L FLEX Naturally Aspirated (VIN K)	Water Pump DP981
V6 3.5L GAS Naturally Aspirated (VIN N)	Water Pump DP981
V6 3.9L GAS Naturally Aspirated (VIN 1)	Water Pump DP981
V8 5.3L GAS Naturally Aspirated (VIN C)	Water Pump DP1327
2006 Optra	
L4 2.0L GAS Naturally Aspirated	Water Pump DP023 ^{11,9}
2006 Silverado	
V6 4.3L GAS Naturally Aspirated (VIN X)	Water Pump DP957 ^{27,28}
V8 4.8L GAS Naturally Aspirated (VIN V)	Water Pump DP998 ^{27,28}
V8 5.3L FLEX Naturally Aspirated (VIN Z)	Water Pump DP998 ^{27,28}
V8 5.3L GAS Naturally Aspirated (VIN B)	Water Pump DP998 ^{27,28}
V8 5.3L GAS Naturally Aspirated (VIN T)	Water Pump DP998 ^{27,28}
V8 6.0L GAS Naturally Aspirated (VIN N)	Water Pump DP998 ^{27,28}
V8 6.0L GAS Naturally Aspirated (VIN U)	Water Pump DP998 ^{27,28}
V8 6.6L DIESEL Turbocharged (VIN 2)	Water Pump DP1226
V8 6.6L DIESEL Turbocharged (VIN D)	Water Pump DP1226
V8 8.1L GAS Naturally Aspirated (VIN G)	Water Pump DP1019 ^{27,28}
2006 SSR	
V8 6.0L GAS Naturally Aspirated (VIN H)	Water Pump DP998 ^{27,28}
2006 Suburban	
V8 5.3L FLEX Naturally Aspirated (VIN Z)	Water Pump DP998 ^{27,28}
V8 5.3L GAS Naturally Aspirated (VIN T)	Water Pump DP998 ^{27,28}
V8 6.0L GAS Naturally Aspirated (VIN U)	Water Pump DP998 ^{27,28}
V8 8.1L GAS Naturally Aspirated (VIN G)	Water Pump DP1019 ^{27,28}
2006 Tahoe	
V8 4.8L GAS Naturally Aspirated (VIN V)	Water Pump DP998 ^{27,28}
V8 5.3L FLEX Naturally Aspirated (VIN Z)	Water Pump DP998 ^{27,28}
V8 5.3L GAS Naturally Aspirated (VIN T)	Water Pump DP998 ^{27,28}

Chevrolet	
2006 Trailblazer	
L6 4.2L GAS Naturally Aspirated (VIN S)	Water Pump DP965 ^{27,28}
V8 5.3L GAS Naturally Aspirated (VIN M)	Water Pump DP998 ^{27,28}
V8 6.0L GAS Naturally Aspirated (VIN H)	Water Pump DP998 ^{27,28}
2006 Trailblazer EXT	
L6 4.2L GAS Naturally Aspirated (VIN S)	Water Pump DP965 ^{27,28}
V8 5.3L GAS Naturally Aspirated (VIN M)	Water Pump DP998 ^{27,28}
2006 Uplander	
V6 3.5L GAS Naturally Aspirated (VIN L)	Water Pump DP960
V6 3.9L GAS Naturally Aspirated (VIN 1)	Water Pump DP981
2005 Astro	
V6 4.3L GAS Naturally Aspirated (VIN X)	Water Pump DP957 ^{27,28}
2005 Avalanche	
V6 4.3L GAS Naturally Aspirated (VIN X)	Water Pump DP957 ^{27,28}
V8 4.8L GAS Naturally Aspirated (VIN V)	Water Pump DP998 ^{27,28}
V8 5.3L FLEX Naturally Aspirated (VIN Z)	Water Pump DP998 ^{27,28}
V8 5.3L GAS Naturally Aspirated (VIN B)	Water Pump DP998 ^{27,28}
V8 5.3L GAS Naturally Aspirated (VIN T)	Water Pump DP998 ^{27,28}
V8 6.0L GAS Naturally Aspirated (VIN N)	Water Pump DP998 ^{27,28}
V8 6.0L GAS Naturally Aspirated (VIN U)	Water Pump DP998 ^{27,28}
V8 6.6L DIESEL Turbocharged (VIN 1)	Water Pump DP807
V8 6.6L DIESEL Turbocharged (VIN 2)	Water Pump DP807
V8 8.1L GAS Naturally Aspirated (VIN G)	Water Pump DP1019 ^{27,28}
2005 Aveo	
L4 1.6L GAS Naturally Aspirated (VIN 6)	Water Pump DP071 ^{11,9}
2005 Blazer	
V6 4.3L GAS Naturally Aspirated (VIN X)	Water Pump DP957 ^{27,28}
2005 Cavalier	
L4 2.2L GAS Naturally Aspirated (VIN F)	Water Pump DP208
2005 Classic	
L4 2.2L GAS Naturally Aspirated (VIN F)	Water Pump DP208
2005 Cobalt	
L4 2.0L GAS Supercharged (VIN P)	Water Pump DP208
L4 2.2L GAS Naturally Aspirated (VIN F)	Water Pump DP208
2005 Colorado	
L4 2.8L GAS Naturally Aspirated (VIN 8)	Water Pump DP965 ^{27,28}
L5 3.5L GAS Naturally Aspirated (VIN 6)	Water Pump DP965 ^{27,28}
2005 Corvette	
V8 6.0L GAS Naturally Aspirated (VIN U)	Water Pump DP1308
2005 Epica	
L6 2.5L GAS Naturally Aspirated (VIN L)	Water Pump DP1438

Chevrolet	
2005 Equinox	
V6 3.4L GAS Naturally Aspirated (VIN F)	Water Pump DP994
2005 Express Van	
V6 4.3L GAS Naturally Aspirated (VIN X)	Water Pump DP957 ^{27,28}
V8 4.8L GAS Naturally Aspirated (VIN V)	Water Pump DP998 ^{27,28}
V8 5.3L GAS Naturally Aspirated (VIN T)	Water Pump DP998 ^{27,28}
V8 6.0L GAS Naturally Aspirated (VIN U)	Water Pump DP998 ^{27,28}
2005 Impala	
V6 3.4L GAS Naturally Aspirated (VIN E)	Water Pump DP960
2005 Malibu	
L4 2.2L GAS Naturally Aspirated (VIN F)	Water Pump DP208
V6 3.5L GAS Naturally Aspirated (VIN 8)	Water Pump DP960
2005 Monte Carlo	
V6 3.4L GAS Naturally Aspirated (VIN E)	Water Pump DP960
2005 Optra	
L4 2.0L GAS Naturally Aspirated (VIN Z)	Water Pump DP023 ^{11,9}
2005 Silverado	
V6 4.3L GAS Naturally Aspirated (VIN X)	Water Pump DP957 ^{27,28}
V8 4.8L GAS Naturally Aspirated (VIN V)	Water Pump DP998 ^{27,28}
V8 5.3L FLEX Naturally Aspirated (VIN Z)	Water Pump DP998 ^{27,28}
V8 5.3L GAS Naturally Aspirated (VIN B)	Water Pump DP998 ^{27,28}
V8 5.3L GAS Naturally Aspirated (VIN T)	Water Pump DP998 ^{27,28}
V8 6.0L GAS Naturally Aspirated (VIN N)	Water Pump DP998 ^{27,28}
V8 6.0L GAS Naturally Aspirated (VIN U)	Water Pump DP998 ^{27,28}
V8 6.6L DIESEL Turbocharged (VIN 1)	Water Pump DP807
V8 6.6L DIESEL Turbocharged (VIN 2)	Water Pump DP807
V8 8.1L GAS Naturally Aspirated (VIN G)	Water Pump DP1019 ^{27,28}
2005 SSR	
V8 6.0L GAS Naturally Aspirated (VIN H)	Water Pump DP998 ^{27,28}
2005 Suburban	
V8 5.3L FLEX Naturally Aspirated (VIN Z)	Water Pump DP998 ^{27,28}
V8 5.3L GAS Naturally Aspirated (VIN T)	Water Pump DP998 ^{27,28}
V8 6.0L GAS Naturally Aspirated (VIN U)	Water Pump DP998 ^{27,28}
V8 8.1L GAS Naturally Aspirated (VIN G)	Water Pump DP1019 ^{27,28}
2005 Tahoe	
V8 4.8L GAS Naturally Aspirated (VIN V)	Water Pump DP998 ^{27,28}
V8 5.3L FLEX Naturally Aspirated (VIN Z)	Water Pump DP998 ^{27,28}
V8 5.3L GAS Naturally Aspirated (VIN T)	Water Pump DP998 ^{27,28}
2005 Trailblazer	
L6 4.2L GAS Naturally Aspirated (VIN S)	Water Pump DP965 ^{27,28}

Chevrolet		Chevrolet		Chevrolet	
2005 Trailblazer EXT		2004 Express Van		2004 Venture	
L6 4.2L GAS Naturally Aspirated (VIN S)		V8 6.0L GAS Naturally Aspirated (VIN U)		V6 3.4L GAS Naturally Aspirated (VIN E)	
Water Pump	DP965 ^{27,28}	Water Pump	DP998 ^{27,28}	Water Pump	DP960
V8 5.3L GAS Naturally Aspirated (VIN M)		2004 Impala		2003 Astro	
Water Pump	DP998 ^{27,28}	V6 3.4L GAS Naturally Aspirated (VIN E)		V6 4.3L GAS Naturally Aspirated (VIN X)	
2005 Uplander		Water Pump		Water Pump	
V6 3.5L GAS Naturally Aspirated (VIN L)		2004 Malibu		2003 Avalanche	
Water Pump	DP960	L4 2.2L GAS Naturally Aspirated (VIN F)		V6 4.3L GAS Naturally Aspirated (VIN X)	
2005 Venture		Water Pump		Water Pump	
V6 3.4L GAS Naturally Aspirated (VIN E)		V6 3.5L GAS Naturally Aspirated (VIN 8)		V8 4.8L GAS Naturally Aspirated (VIN V)	
Water Pump	DP960	Water Pump		Water Pump	
2004 Astro		2004 Monte Carlo		V8 5.3L FLEX Naturally Aspirated (VIN Z)	
V6 4.3L GAS Naturally Aspirated (VIN X)		V6 3.4L GAS Naturally Aspirated (VIN E)		Water Pump	
Water Pump	DP957 ^{27,28}	Water Pump		V8 5.3L GAS Naturally Aspirated (VIN T)	
2004 Avalanche		2004 Optra		Water Pump	
V6 4.3L GAS Naturally Aspirated (VIN X)		L4 2.0L GAS Naturally Aspirated (VIN Z)		V8 6.0L GAS Naturally Aspirated (VIN N)	
Water Pump	DP957 ^{27,28}	Water Pump		Water Pump	
V8 4.8L GAS Naturally Aspirated (VIN V)		2004 S10		V8 6.0L GAS Naturally Aspirated (VIN U)	
Water Pump	DP998 ^{27,28}	V6 4.3L GAS Naturally Aspirated (VIN X)		Water Pump	
V8 5.3L FLEX Naturally Aspirated (VIN Z)		Water Pump		V8 6.6L DIESEL Turbocharged (VIN 1)	
Water Pump	DP998 ^{27,28}	2004 Silverado		Water Pump	
V8 5.3L GAS Naturally Aspirated (VIN T)		V6 4.3L GAS Naturally Aspirated (VIN X)		V8 8.1L GAS Naturally Aspirated (VIN G)	
Water Pump	DP998 ^{27,28}	Water Pump		Water Pump	
V8 6.0L GAS Naturally Aspirated (VIN N)		V8 4.8L GAS Naturally Aspirated (VIN V)		2003 Blazer	
Water Pump	DP998 ^{27,28}	Water Pump		V6 4.3L GAS Naturally Aspirated (VIN X)	
V8 6.0L GAS Naturally Aspirated (VIN U)		V8 5.3L FLEX Naturally Aspirated (VIN Z)		Water Pump	
Water Pump	DP998 ^{27,28}	Water Pump		2003 Cavalier	
V8 6.6L DIESEL Turbocharged (VIN 1)		V8 5.3L GAS Naturally Aspirated (VIN T)		L4 2.2L BI-FUEL Naturally Aspirated (VIN 6)	
Water Pump	DP807	Water Pump		Water Pump	
V8 6.6L DIESEL Turbocharged (VIN 2)		V8 6.0L GAS Naturally Aspirated (VIN N)		DP208	
Water Pump	DP807	Water Pump		L4 2.2L GAS Naturally Aspirated (VIN F)	
V8 8.1L GAS Naturally Aspirated (VIN G)		V8 6.0L GAS Naturally Aspirated (VIN U)		Water Pump	
Water Pump	DP1019 ^{27,28}	Water Pump		DP208	
2004 Aveo		V8 6.6L DIESEL Turbocharged (VIN 1)		2003 Corvette	
L4 1.6L GAS Naturally Aspirated (VIN 6)		Water Pump		V8 5.7L GAS Naturally Aspirated (VIN G)	
Water Pump	DP071 ^{11,9}	V8 6.6L DIESEL Turbocharged (VIN 2)		Water Pump	
2004 Blazer		Water Pump		DP1317	
V6 4.3L GAS Naturally Aspirated (VIN X)		V8 8.1L GAS Naturally Aspirated (VIN G)		V8 5.7L GAS Naturally Aspirated (VIN S)	
Water Pump	DP957 ^{27,28}	Water Pump		Water Pump	
2004 Cavalier		2004 SSR		DP1317	
L4 2.2L BI-FUEL Naturally Aspirated (VIN 6)		V8 5.3L GAS Naturally Aspirated (VIN P)		2003 Express Van	
Water Pump	DP208	Water Pump		V6 4.3L GAS Naturally Aspirated (VIN X)	
L4 2.2L GAS Naturally Aspirated (VIN F)		2004 Suburban		Water Pump	
Water Pump	DP208	V8 5.3L FLEX Naturally Aspirated (VIN Z)		DP957 ^{27,28}	
2004 Classic		Water Pump		V8 4.8L GAS Naturally Aspirated (VIN V)	
L4 2.2L GAS Naturally Aspirated (VIN F)		V8 5.3L GAS Naturally Aspirated (VIN T)		Water Pump	
Water Pump	DP208	Water Pump		DP998 ^{27,28}	
2004 Colorado		V8 6.0L GAS Naturally Aspirated (VIN U)		V8 5.3L GAS Naturally Aspirated (VIN T)	
L4 2.8L GAS Naturally Aspirated (VIN 8)		Water Pump		Water Pump	
Water Pump	DP965 ^{27,28}	V8 8.1L GAS Naturally Aspirated (VIN G)		DP998 ^{27,28}	
L5 3.5L GAS Naturally Aspirated (VIN 6)		Water Pump		2003 Impala	
Water Pump	DP965 ^{27,28}	2004 Tahoe		V6 3.4L GAS Naturally Aspirated (VIN E)	
2004 Corvette		V8 4.8L GAS Naturally Aspirated (VIN V)		Water Pump	
V8 5.7L GAS Naturally Aspirated (VIN G)		Water Pump		DP960	
Water Pump	DP1317	V8 5.3L FLEX Naturally Aspirated (VIN Z)		2003 Malibu	
V8 5.7L GAS Naturally Aspirated (VIN S)		Water Pump		V6 3.1L GAS Naturally Aspirated (VIN J)	
Water Pump	DP1317	V8 5.3L GAS Naturally Aspirated (VIN T)		Water Pump	
2004 Epica		Water Pump		DP960	
L6 2.5L GAS Naturally Aspirated (VIN L)		2004 Tracker		2003 Monte Carlo	
Water Pump	DP1438	V6 2.5L GAS Naturally Aspirated (VIN 4)		V6 3.4L GAS Naturally Aspirated (VIN E)	
2004 Express Van		Water Pump		Water Pump	
V6 4.3L GAS Naturally Aspirated (VIN X)		2004 Trailblazer		DP960	
Water Pump	DP957 ^{27,28}	L6 4.2L GAS Naturally Aspirated (VIN S)		2003 S10	
V8 4.8L GAS Naturally Aspirated (VIN V)		Water Pump		L4 2.2L GAS Naturally Aspirated (VIN H)	
Water Pump	DP998 ^{27,28}	2004 Trailblazer EXT		Water Pump	
V8 5.3L GAS Naturally Aspirated (VIN T)		L6 4.2L GAS Naturally Aspirated (VIN S)		DP966	
Water Pump	DP998 ^{27,28}	Water Pump		V6 4.3L GAS Naturally Aspirated (VIN X)	
DP998 ^{27,28}		V8 5.3L GAS Naturally Aspirated (VIN P)		Water Pump	
Water Pump		Water Pump		DP957 ^{27,28}	
DP998 ^{27,28}		DP998 ^{27,28}		2003 Silverado	
DP998 ^{27,28}		DP998 ^{27,28}		V6 4.3L GAS Naturally Aspirated (VIN X)	
DP998 ^{27,28}		DP998 ^{27,28}		Water Pump	
DP998 ^{27,28}		DP998 ^{27,28}		DP957 ^{27,28}	
DP998 ^{27,28}		DP998 ^{27,28}		V8 4.8L GAS Naturally Aspirated (VIN V)	
DP998 ^{27,28}		DP998 ^{27,28}		Water Pump	
DP998 ^{27,28}		DP998 ^{27,28}		DP998 ^{27,28}	
DP998 ^{27,28}		DP998 ^{27,28}		V8 5.3L FLEX Naturally Aspirated (VIN Z)	
DP998 ^{27,28}		DP998 ^{27,28}		Water Pump	
DP998 ^{27,28}		DP998 ^{27,28}		DP998 ^{27,28}	
DP998 ^{27,28}		DP998 ^{27,28}		V8 5.3L GAS Naturally Aspirated (VIN T)	
DP998 ^{27,28}		DP998 ^{27,28}		Water Pump	
DP998 ^{27,28}		DP998 ^{27,28}		DP998 ^{27,28}	

Chevrolet	
2003 Silverado	
V8 6.0L GAS Naturally Aspirated (VIN N)	Water Pump DP998 ^{27,28}
V8 6.0L GAS Naturally Aspirated (VIN U)	Water Pump DP998 ^{27,28}
V8 6.6L DIESEL Turbocharged (VIN 1)	Water Pump DP807
V8 8.1L GAS Naturally Aspirated (VIN G)	Water Pump DP1019 ^{27,28}
2003 SSR	
V8 5.3L GAS Naturally Aspirated (VIN P)	Water Pump DP998 ^{27,28}
2003 Suburban	
V8 5.3L FLEX Naturally Aspirated (VIN Z)	Water Pump DP998 ^{27,28}
V8 5.3L GAS Naturally Aspirated (VIN T)	Water Pump DP998 ^{27,28}
V8 6.0L GAS Naturally Aspirated (VIN U)	Water Pump DP998 ^{27,28}
V8 8.1L GAS Naturally Aspirated (VIN G)	Water Pump DP1019 ^{27,28}
2003 Tahoe	
V8 4.8L GAS Naturally Aspirated (VIN V)	Water Pump DP998 ^{27,28}
V8 5.3L FLEX Naturally Aspirated (VIN Z)	Water Pump DP998 ^{27,28}
V8 5.3L GAS Naturally Aspirated (VIN T)	Water Pump DP998 ^{27,28}
2003 Tracker	
L4 2.0L GAS Naturally Aspirated (VIN C)	Water Pump DP464
V6 2.5L GAS Naturally Aspirated (VIN 4)	Water Pump DP511
2003 Trailblazer	
L6 4.2L GAS Naturally Aspirated (VIN S)	Water Pump DP965 ^{27,28}
2003 Trailblazer EXT	
L6 4.2L GAS Naturally Aspirated (VIN S)	Water Pump DP965 ^{27,28}
V8 5.3L GAS Naturally Aspirated (VIN P)	Water Pump DP998 ^{27,28}
2003 Venture	
V6 3.4L GAS Naturally Aspirated (VIN E)	Water Pump DP960
2002 Astro	
V6 4.3L GAS Naturally Aspirated (VIN X)	Water Pump DP957 ^{27,28}
2002 Avalanche	
V6 4.3L GAS Naturally Aspirated (VIN W)	Water Pump DP957 ^{27,28}
V6 4.3L GAS Naturally Aspirated (VIN X)	Water Pump DP957 ^{27,28}
V8 4.8L GAS Naturally Aspirated (VIN V)	Water Pump DP998 ^{27,28}
V8 5.3L FLEX Naturally Aspirated (VIN Z)	Water Pump DP998 ^{27,28}
V8 5.3L GAS Naturally Aspirated (VIN T)	Water Pump DP998 ^{27,28}
V8 6.0L GAS Naturally Aspirated (VIN U)	Water Pump DP998 ^{27,28}
V8 6.6L DIESEL Turbocharged (VIN 1)	Water Pump DP807
V8 8.1L GAS Naturally Aspirated (VIN G)	Water Pump DP1019 ^{27,28}
2002 Blazer	
V6 4.3L GAS Naturally Aspirated (VIN W)	Water Pump DP957 ^{27,28}

Chevrolet	
2002 Camaro	
V8 5.7L GAS Naturally Aspirated (VIN G)	Water Pump DP1317
2002 Cavalier	
L4 2.2L BI-FUEL Naturally Aspirated (VIN 4)	Water Pump DP966
L4 2.2L GAS Naturally Aspirated (VIN 4)	Water Pump DP966
L4 2.4L GAS Naturally Aspirated (VIN T)	Water Pump DP1316
2002 Corvette	
V8 5.7L GAS Naturally Aspirated (VIN G)	Water Pump DP1317
V8 5.7L GAS Naturally Aspirated (VIN S)	Water Pump DP1317
2002 Express Van	
V6 4.3L GAS Naturally Aspirated (VIN W)	Water Pump DP957 ^{27,28}
V8 5.0L GAS Naturally Aspirated (VIN M)	Water Pump DP957 ^{27,28}
V8 5.7L BI-FUEL Naturally Aspirated (VIN R)	Water Pump DP957 ^{27,28}
V8 5.7L GAS Naturally Aspirated (VIN R)	Water Pump DP957 ^{27,28}
V8 8.1L GAS Naturally Aspirated (VIN G)	Water Pump DP1115
2002 Impala	
V6 3.4L GAS Naturally Aspirated (VIN E)	Water Pump DP960
2002 Malibu	
V6 3.1L GAS Naturally Aspirated (VIN J)	Water Pump DP960
2002 Monte Carlo	
V6 3.4L GAS Naturally Aspirated (VIN E)	Water Pump DP960
2002 S10	
L4 2.2L FLEX Naturally Aspirated (VIN 5)	Water Pump DP966
V6 4.3L GAS Naturally Aspirated (VIN W)	Water Pump DP957 ^{27,28}
2002 Silverado	
V6 4.3L GAS Naturally Aspirated (VIN W)	Water Pump DP957 ^{27,28}
V6 4.3L GAS Naturally Aspirated (VIN X)	Water Pump DP957 ^{27,28}
V8 4.8L GAS Naturally Aspirated (VIN V)	Water Pump DP998 ^{27,28}
V8 5.3L FLEX Naturally Aspirated (VIN Z)	Water Pump DP998 ^{27,28}
V8 5.3L GAS Naturally Aspirated (VIN T)	Water Pump DP998 ^{27,28}
V8 6.0L GAS Naturally Aspirated (VIN U)	Water Pump DP998 ^{27,28}
V8 6.6L DIESEL Turbocharged (VIN 1)	Water Pump DP807
V8 8.1L GAS Naturally Aspirated (VIN G)	Water Pump DP1019 ^{27,28}
2002 Suburban	
V8 5.3L FLEX Naturally Aspirated (VIN Z)	Water Pump DP998 ^{27,28}
V8 5.3L GAS Naturally Aspirated (VIN T)	Water Pump DP998 ^{27,28}
V8 6.0L GAS Naturally Aspirated (VIN U)	Water Pump DP998 ^{27,28}
V8 8.1L GAS Naturally Aspirated (VIN G)	Water Pump DP1019 ^{27,28}

Chevrolet	
2002 Tahoe	
V8 4.8L GAS Naturally Aspirated (VIN V)	Water Pump DP998 ^{27,28}
V8 5.3L FLEX Naturally Aspirated (VIN Z)	Water Pump DP998 ^{27,28}
V8 5.3L GAS Naturally Aspirated (VIN T)	Water Pump DP998 ^{27,28}
2002 Tracker	
L4 2.0L GAS Naturally Aspirated (VIN C)	Water Pump DP464
V6 2.5L GAS Naturally Aspirated (VIN 4)	Water Pump DP511
2002 Trailblazer	
L6 4.2L GAS Naturally Aspirated (VIN S)	Water Pump DP965 ^{27,28}
2002 Trailblazer EXT	
L6 4.2L GAS Naturally Aspirated (VIN S)	Water Pump DP965 ^{27,28}
2002 Venture	
V6 3.4L GAS Naturally Aspirated (VIN E)	Water Pump DP960
2001 Astro	
V6 4.3L GAS Naturally Aspirated (VIN W)	Water Pump DP957 ^{27,28}
2001 Avalanche	
V6 4.3L GAS Naturally Aspirated (VIN W)	Water Pump DP957 ^{27,28}
V8 4.8L GAS Naturally Aspirated (VIN V)	Water Pump DP998 ^{27,28}
V8 5.3L GAS Naturally Aspirated (VIN T)	Water Pump DP998 ^{27,28}
V8 6.0L GAS Naturally Aspirated (VIN U)	Water Pump DP998 ^{27,28}
V8 6.6L DIESEL Turbocharged (VIN 1)	Water Pump DP807
V8 8.1L GAS Naturally Aspirated (VIN G)	Water Pump DP1019 ^{27,28}
2001 Blazer	
V6 4.3L GAS Naturally Aspirated (VIN W)	Water Pump DP957 ^{27,28}
2001 Camaro	
V8 5.7L GAS Naturally Aspirated (VIN G)	Water Pump DP1317
2001 Cavalier	
L4 2.2L GAS Naturally Aspirated (VIN 4)	Water Pump DP966
L4 2.4L GAS Naturally Aspirated (VIN T)	Water Pump DP1316
2001 Corvette	
V8 5.7L GAS Naturally Aspirated (VIN G)	Water Pump DP1317
V8 5.7L GAS Naturally Aspirated (VIN S)	Water Pump DP1317
2001 Express Van	
V6 4.3L GAS Naturally Aspirated (VIN W)	Water Pump DP957 ^{27,28}
V8 5.0L GAS Naturally Aspirated (VIN M)	Water Pump DP957 ^{27,28}
V8 5.7L CNG Naturally Aspirated (VIN R)	Water Pump DP957 ^{27,28}
V8 5.7L GAS Naturally Aspirated (VIN R)	Water Pump DP957 ^{27,28}
V8 8.1L GAS Naturally Aspirated (VIN G)	Water Pump DP1115
2001 Impala	
V6 3.4L GAS Naturally Aspirated (VIN E)	Water Pump DP960

Chevrolet		Chevrolet		Chevrolet	
2001 Lumina		2000 C & K Series Pickups		2000 Tahoe	
V6 3.1L GAS Naturally Aspirated (VIN J)		V8 5.7L CNG Naturally Aspirated (VIN R)		V8 4.8L GAS Naturally Aspirated (VIN V)	
Water Pump DP960		Water Pump DP957 ^{27,28}		Water Pump DP998 ^{27,28}	
2001 Malibu		V8 5.7L GAS Naturally Aspirated (VIN R)		V8 5.3L GAS Naturally Aspirated (VIN T)	
V6 3.1L GAS Naturally Aspirated (VIN J)		Water Pump DP957 ^{27,28}		Water Pump DP998 ^{27,28}	
Water Pump DP960		V8 7.4L GAS Naturally Aspirated (VIN J)		V8 5.7L GAS Naturally Aspirated (VIN R)	
2001 Metro		Water Pump DP1011		Water Pump DP957 ^{27,28}	
L4 1.3L GAS Naturally Aspirated (VIN 2)		2000 Camaro		2000 Tracker	
Water Pump DP372 ⁹		V8 5.7L GAS Naturally Aspirated (VIN G)		L4 2.0L GAS Naturally Aspirated (VIN C)	
2001 Monte Carlo		Water Pump DP1317		Water Pump DP464	
V6 3.4L GAS Naturally Aspirated (VIN E)		2000 Cavalier		2000 Venture	
Water Pump DP960		L4 2.2L BI-FUEL Naturally Aspirated (VIN 4)		V6 3.4L GAS Naturally Aspirated (VIN E)	
2001 S10		Water Pump DP966		Water Pump DP960	
L4 2.2L FLEX Naturally Aspirated (VIN 5)		L4 2.2L GAS Naturally Aspirated (VIN 4)		1999 Astro	
Water Pump DP966		Water Pump DP966		V6 4.3L GAS Naturally Aspirated (VIN W)	
V6 4.3L GAS Naturally Aspirated (VIN W)		L4 2.4L GAS Naturally Aspirated (VIN T)		Water Pump DP957 ^{27,28}	
Water Pump DP957 ^{27,28}		Water Pump DP1316		1999 Avalanche	
2001 Silverado		2000 Corvette		V6 4.3L GAS Naturally Aspirated (VIN W)	
V6 4.3L GAS Naturally Aspirated (VIN W)		V8 5.7L GAS Naturally Aspirated (VIN G)		Water Pump DP957 ^{27,28}	
Water Pump DP957 ^{27,28}		Water Pump DP1317		V8 4.8L GAS Naturally Aspirated (VIN V)	
V8 4.8L GAS Naturally Aspirated (VIN V)		2000 Express Van		Water Pump DP998 ^{27,28}	
Water Pump DP998 ^{27,28}		V6 4.3L GAS Naturally Aspirated (VIN W)		V8 5.3L GAS Naturally Aspirated (VIN T)	
V8 5.3L GAS Naturally Aspirated (VIN T)		Water Pump DP957 ^{27,28}		Water Pump DP998 ^{27,28}	
Water Pump DP998 ^{27,28}		V8 5.0L GAS Naturally Aspirated (VIN M)		V8 6.0L GAS Naturally Aspirated (VIN U)	
V8 6.0L GAS Naturally Aspirated (VIN U)		Water Pump DP957 ^{27,28}		Water Pump DP998 ^{27,28}	
Water Pump DP998 ^{27,28}		V8 5.7L GAS Naturally Aspirated (VIN R)		1999 Blazer	
V8 6.6L DIESEL Turbocharged (VIN 1)		Water Pump DP957 ^{27,28}		V6 4.3L GAS Naturally Aspirated (VIN W)	
Water Pump DP807		V8 7.4L GAS Naturally Aspirated (VIN J)		Water Pump DP957 ^{27,28}	
V8 8.1L GAS Naturally Aspirated (VIN G)		Water Pump DP1011		1999 C & K Series Pickups	
Water Pump DP1019 ^{27,28}		2000 Impala		V8 5.0L GAS Naturally Aspirated (VIN M)	
2001 Suburban		V6 3.4L GAS Naturally Aspirated (VIN E)		Water Pump DP957 ^{27,28}	
V8 5.3L FLEX Naturally Aspirated (VIN Z)		Water Pump DP960		V8 5.7L CNG Naturally Aspirated (VIN R)	
Water Pump DP998 ^{27,28}		2000 Lumina		Water Pump DP957 ^{27,28}	
V8 5.3L GAS Naturally Aspirated (VIN T)		V6 3.1L GAS Naturally Aspirated (VIN J)		V8 5.7L GAS Naturally Aspirated (VIN R)	
Water Pump DP998 ^{27,28}		Water Pump DP960		Water Pump DP957 ^{27,28}	
V8 6.0L GAS Naturally Aspirated (VIN U)		2000 Malibu		V8 7.4L GAS Naturally Aspirated (VIN J)	
Water Pump DP998 ^{27,28}		V6 3.1L GAS Naturally Aspirated (VIN J)		Water Pump DP1011	
V8 8.1L GAS Naturally Aspirated (VIN G)		Water Pump DP960		1999 Camaro	
Water Pump DP1019 ^{27,28}		2000 Metro		V8 5.7L GAS Naturally Aspirated (VIN G)	
2001 Tahoe		L3 1.0L GAS Naturally Aspirated (VIN 6)		Water Pump DP1317	
V8 4.8L GAS Naturally Aspirated (VIN V)		Water Pump DP372 ⁹		1999 Cavalier	
Water Pump DP998 ^{27,28}		L4 1.3L GAS Naturally Aspirated (VIN 2)		L4 2.2L BI-FUEL Naturally Aspirated (VIN 4)	
V8 5.3L GAS Naturally Aspirated (VIN T)		Water Pump DP372 ⁹		Water Pump DP966	
Water Pump DP998 ^{27,28}		2000 Monte Carlo		L4 2.2L GAS Naturally Aspirated (VIN 4)	
2001 Tracker		V6 3.4L GAS Naturally Aspirated (VIN E)		Water Pump DP966	
L4 2.0L GAS Naturally Aspirated (VIN C)		Water Pump DP960		L4 2.4L GAS Naturally Aspirated (VIN T)	
Water Pump DP464		2000 S10		Water Pump DP1316	
V6 2.5L GAS Naturally Aspirated (VIN 4)		L4 2.2L FLEX Naturally Aspirated (VIN 5)		1999 Corvette	
Water Pump DP511		Water Pump DP966		V8 5.7L GAS Naturally Aspirated (VIN G)	
2001 Venture		L4 2.2L GAS Naturally Aspirated (VIN 4)		Water Pump DP1317	
V6 3.4L GAS Naturally Aspirated (VIN E)		Water Pump DP966		1999 Express Van	
Water Pump DP960		V6 4.3L GAS Naturally Aspirated (VIN W)		V6 4.3L GAS Naturally Aspirated (VIN W)	
2000 Astro		Water Pump DP957 ^{27,28}		Water Pump DP957 ^{27,28}	
V6 4.3L GAS Naturally Aspirated (VIN W)		2000 Silverado		V8 5.0L GAS Naturally Aspirated (VIN M)	
Water Pump DP957 ^{27,28}		V6 4.3L GAS Naturally Aspirated (VIN W)		Water Pump DP957 ^{27,28}	
2000 Avalanche		Water Pump DP957 ^{27,28}		V8 5.7L GAS Naturally Aspirated (VIN R)	
V6 4.3L GAS Naturally Aspirated (VIN W)		V8 4.8L GAS Naturally Aspirated (VIN V)		Water Pump DP957 ^{27,28}	
Water Pump DP957 ^{27,28}		Water Pump DP998 ^{27,28}		V8 7.4L GAS Naturally Aspirated (VIN J)	
V8 4.8L GAS Naturally Aspirated (VIN V)		V8 5.3L GAS Naturally Aspirated (VIN T)		Water Pump DP1011	
Water Pump DP998 ^{27,28}		Water Pump DP998 ^{27,28}		1999 Lumina	
V8 5.3L GAS Naturally Aspirated (VIN T)		V8 6.0L GAS Naturally Aspirated (VIN U)		V6 3.1L GAS Naturally Aspirated (VIN M)	
Water Pump DP998 ^{27,28}		Water Pump DP998 ^{27,28}		Water Pump DP960	
V8 6.0L GAS Naturally Aspirated (VIN U)		2000 Suburban		1999 Malibu	
Water Pump DP998 ^{27,28}		V8 5.3L GAS Naturally Aspirated (VIN T)		L4 2.4L GAS Naturally Aspirated (VIN T)	
2000 Blazer		Water Pump DP998 ^{27,28}		Water Pump DP1316	
V6 4.3L GAS Naturally Aspirated (VIN W)		V8 6.0L GAS Naturally Aspirated (VIN U)		V6 3.1L GAS Naturally Aspirated (VIN J)	
Water Pump DP957 ^{27,28}		Water Pump DP998 ^{27,28}		Water Pump DP960	

Chevrolet	
1999 Malibu	
V6 3.1L GAS Naturally Aspirated (VIN M)	Water Pump DP960
1999 Metro	
L3 1.0L GAS Naturally Aspirated (VIN 6)	Water Pump DP372 ⁹
L4 1.3L GAS Naturally Aspirated (VIN 2)	Water Pump DP372 ⁹
1999 Monte Carlo	
V6 3.1L GAS Naturally Aspirated (VIN M)	Water Pump DP960
1999 S10	
L4 2.2L GAS Naturally Aspirated (VIN 4)	Water Pump DP966
V6 4.3L GAS Naturally Aspirated (VIN W)	Water Pump DP957 ^{27,28}
V6 4.3L GAS Naturally Aspirated (VIN X)	Water Pump DP957 ^{27,28}
1999 Silverado	
V6 4.3L GAS Naturally Aspirated (VIN W)	Water Pump DP957 ^{27,28}
V8 4.8L GAS Naturally Aspirated (VIN V)	Water Pump DP998 ^{27,28}
V8 5.3L GAS Naturally Aspirated (VIN T)	Water Pump DP998 ^{27,28}
V8 6.0L GAS Naturally Aspirated (VIN U)	Water Pump DP998 ^{27,28}
1999 Suburban	
V8 5.7L GAS Naturally Aspirated (VIN R)	Water Pump DP957 ^{27,28}
V8 7.4L GAS Naturally Aspirated (VIN J)	Water Pump DP1011
1999 Tahoe	
V8 5.7L GAS Naturally Aspirated (VIN R)	Water Pump DP957 ^{27,28}
V8 6.5L DIESEL Turbocharged (VIN S)	Water Pump DP878
1999 Tracker	
L4 2.0L GAS Naturally Aspirated (VIN C)	Water Pump DP464
1999 Van P Series	
V6 4.3L GAS Naturally Aspirated (VIN W)	Water Pump DP957 ^{27,28}
V8 5.7L GAS Naturally Aspirated (VIN R)	Water Pump DP957 ^{27,28}
1999 Venture	
V6 3.4L GAS Naturally Aspirated (VIN E)	Water Pump DP960
1998 Astro	
V6 4.3L GAS Naturally Aspirated (VIN W)	Water Pump DP957 ^{27,28}
1998 Blazer	
V6 4.3L GAS Naturally Aspirated (VIN W)	Water Pump DP957 ^{27,28}
1998 C & K Series Pickups	
V6 4.3L GAS Naturally Aspirated (VIN W)	Water Pump DP957 ^{27,28}
V8 5.0L GAS Naturally Aspirated (VIN M)	Water Pump DP957 ^{27,28}
V8 5.7L CNG Naturally Aspirated (VIN R)	Water Pump DP957 ^{27,28}
V8 5.7L GAS Naturally Aspirated (VIN R)	Water Pump DP957 ^{27,28}
V8 6.5L DIESEL Turbocharged (VIN F)	Water Pump DP878
V8 6.5L DIESEL Turbocharged (VIN S)	Water Pump DP878
V8 7.4L GAS Naturally Aspirated (VIN J)	Water Pump DP1011

Chevrolet	
1998 Camaro	
V8 5.7L GAS Naturally Aspirated (VIN G)	Water Pump DP1317
1998 Cavalier	
L4 2.2L GAS Naturally Aspirated (VIN 4)	Water Pump DP966
L4 2.4L GAS Naturally Aspirated (VIN T)	Water Pump DP1316
1998 Corvette	
V8 5.7L GAS Naturally Aspirated (VIN G)	Water Pump DP1317
1998 Express Van	
V6 4.3L GAS Naturally Aspirated (VIN W)	Water Pump DP957 ^{27,28}
V8 5.0L GAS Naturally Aspirated (VIN M)	Water Pump DP957 ^{27,28}
V8 5.7L GAS Naturally Aspirated (VIN R)	Water Pump DP957 ^{27,28}
V8 6.5L DIESEL Turbocharged (VIN F)	Water Pump DP878
V8 7.4L GAS Naturally Aspirated (VIN J)	Water Pump DP1011
1998 Lumina	
V6 3.1L GAS Naturally Aspirated (VIN M)	Water Pump DP960
1998 Malibu	
L4 2.4L GAS Naturally Aspirated (VIN T)	Water Pump DP1316
V6 3.1L GAS Naturally Aspirated (VIN M)	Water Pump DP960
1998 Metro	
L3 1.0L GAS Naturally Aspirated (VIN 6)	Water Pump DP372 ⁹
L4 1.3L GAS Naturally Aspirated (VIN 2)	Water Pump DP372 ⁹
1998 Monte Carlo	
V6 3.1L GAS Naturally Aspirated (VIN M)	Water Pump DP960
1998 S10	
L4 2.2L GAS Naturally Aspirated (VIN 4)	Water Pump DP966
V6 4.3L GAS Naturally Aspirated (VIN W)	Water Pump DP957 ^{27,28}
V6 4.3L GAS Naturally Aspirated (VIN X)	Water Pump DP957 ^{27,28}
1998 Suburban	
V8 5.7L GAS Naturally Aspirated (VIN R)	Water Pump DP957 ^{27,28}
V8 6.5L DIESEL Turbocharged (VIN F)	Water Pump DP878
V8 7.4L GAS Naturally Aspirated (VIN J)	Water Pump DP1011
1998 Tahoe	
V8 5.7L GAS Naturally Aspirated (VIN R)	Water Pump DP957 ^{27,28}
V8 6.5L DIESEL Turbocharged (VIN S)	Water Pump DP878
1998 Tracker	
L4 1.6L GAS Naturally Aspirated (VIN 6)	Water Pump DP382 ⁹
1998 Van P Series	
V6 4.3L GAS Naturally Aspirated (VIN W)	Water Pump DP957 ^{27,28}
V8 5.7L GAS Naturally Aspirated (VIN R)	Water Pump DP957 ^{27,28}
V8 6.5L DIESEL Naturally Aspirated (VIN Y)	Water Pump DP878

Chevrolet	
1998 Van P Series	
V8 6.5L DIESEL Turbocharged (VIN F)	Water Pump DP878
1998 Venture	
V6 3.4L GAS Naturally Aspirated (VIN E)	Water Pump DP960
1997 Astro	
V6 4.3L GAS Naturally Aspirated (VIN W)	Water Pump DP957 ^{27,28}
1997 Blazer	
V6 4.3L GAS Naturally Aspirated (VIN W)	Water Pump DP957 ^{27,28}
1997 C & K Series Pickups	
V6 4.3L GAS Naturally Aspirated (VIN W)	Water Pump DP957 ^{27,28}
V8 5.0L GAS Naturally Aspirated (VIN M)	Water Pump DP957 ^{27,28}
V8 5.7L CNG Naturally Aspirated (VIN R)	Water Pump DP957 ^{27,28}
V8 5.7L GAS Naturally Aspirated (VIN R)	Water Pump DP957 ^{27,28}
V8 6.5L DIESEL Turbocharged (VIN F)	Water Pump DP878
V8 6.5L DIESEL Turbocharged (VIN S)	Water Pump DP878
V8 7.4L GAS Naturally Aspirated (VIN J)	Water Pump DP1011
1997 Camaro	
V8 5.7L GAS Naturally Aspirated (VIN P)	Water Pump DP820
1997 Cavalier	
L4 2.2L GAS Naturally Aspirated (VIN 4)	Water Pump DP966
L4 2.4L GAS Naturally Aspirated (VIN T)	Water Pump DP1316
1997 Corvette	
V8 5.7L GAS Naturally Aspirated (VIN G)	Water Pump DP1317
1997 Express Van	
V6 4.3L GAS Naturally Aspirated (VIN W)	Water Pump DP957 ^{27,28}
V8 5.0L GAS Naturally Aspirated (VIN M)	Water Pump DP957 ^{27,28}
V8 5.7L GAS Naturally Aspirated (VIN R)	Water Pump DP957 ^{27,28}
V8 6.5L DIESEL Turbocharged (VIN F)	Water Pump DP878
V8 7.4L GAS Naturally Aspirated (VIN J)	Water Pump DP1011
1997 Lumina	
V6 3.1L GAS Naturally Aspirated (VIN M)	Water Pump DP960
V6 3.4L GAS Naturally Aspirated (VIN X)	Water Pump DP960
1997 Malibu	
L4 2.4L GAS Naturally Aspirated (VIN T)	Water Pump DP1316
V6 3.1L GAS Naturally Aspirated (VIN M)	Water Pump DP960
1997 Monte Carlo	
V6 3.1L GAS Naturally Aspirated (VIN M)	Water Pump DP960
V6 3.4L GAS Naturally Aspirated (VIN X)	Water Pump DP960
1997 S10	
L4 2.2L GAS Naturally Aspirated (VIN 4)	Water Pump DP966
V6 4.3L GAS Naturally Aspirated (VIN W)	Water Pump DP957 ^{27,28}

Chevrolet		Chevrolet		Chevrolet	
1997 S10		1996 Corvette		1995 C & K Series Pickups	
V6 4.3L GAS Naturally Aspirated (VIN X)		V8 5.7L GAS Naturally Aspirated (VIN 5)		V6 4.3L GAS Naturally Aspirated (VIN Z)	
Water Pump	DP957 ^{27,28}	Water Pump	DP847	Heavy Duty	DP9631 ²⁹
1997 Suburban		V8 5.7L GAS Naturally Aspirated (VIN P)		Standard Duty	DP963
V8 5.7L GAS Naturally Aspirated (VIN R)		Water Pump	DP847	V8 5.0L GAS Naturally Aspirated (VIN H)	
Water Pump	DP957 ^{27,28}	1996 Express Van		Heavy Duty	DP9631 ²⁹
V8 6.5L DIESEL Turbocharged (VIN F)		V6 4.3L GAS Naturally Aspirated (VIN W)		Standard Duty	DP963
Water Pump	DP878	Water Pump	DP957 ^{27,28}	V8 5.7L GAS Naturally Aspirated (VIN K)	
V8 7.4L GAS Naturally Aspirated (VIN J)		V8 5.0L GAS Naturally Aspirated (VIN H)		Heavy Duty	DP9631 ²⁹
Water Pump	DP1011	Water Pump	DP957 ^{27,28}	Standard Duty	DP963
1997 Tahoe		V8 5.0L GAS Naturally Aspirated (VIN M)		V8 6.5L DIESEL Naturally Aspirated (VIN P)	
V8 5.7L GAS Naturally Aspirated (VIN R)		Water Pump	DP957 ^{27,28}	Water Pump	DP842
Water Pump	DP957 ^{27,28}	V8 5.7L GAS Naturally Aspirated (VIN R)		V8 6.5L DIESEL Turbocharged (VIN F)	
V8 6.5L DIESEL Turbocharged (VIN S)		Water Pump	DP957 ^{27,28}	Water Pump	DP842
Water Pump	DP878	V8 7.4L GAS Naturally Aspirated (VIN J)		V8 6.5L DIESEL Turbocharged (VIN S)	
1997 Van P Series		Water Pump	DP1011	Water Pump	DP842
V6 4.3L GAS Naturally Aspirated (VIN W)		1996 Impala		V8 7.4L GAS Naturally Aspirated (VIN N)	
Water Pump	DP957 ^{27,28}	V8 5.7L GAS Naturally Aspirated (VIN P)		Water Pump	DP1011
V8 5.7L GAS Naturally Aspirated (VIN R)		Water Pump	DP986	1995 Camaro	
Water Pump	DP957 ^{27,28}	1996 Lumina		V6 3.4L GAS Naturally Aspirated (VIN S)	
V8 6.5L DIESEL Naturally Aspirated (VIN Y)		V6 3.1L GAS Naturally Aspirated (VIN M)		Water Pump	DP818
Water Pump	DP878	Water Pump	DP960	V6 3.8L GAS Naturally Aspirated (VIN K)	
V8 6.5L DIESEL Turbocharged (VIN F)		1996 Lumina APV		Water Pump	DP999
Water Pump	DP878	V6 3.4L GAS Naturally Aspirated (VIN E)		V8 5.7L GAS Naturally Aspirated (VIN P)	
1997 Venture		Water Pump	DP960	Water Pump	DP820
V6 3.4L GAS Naturally Aspirated (VIN E)		1996 Monte Carlo		1995 Caprice	
Water Pump	DP960	V6 3.1L GAS Naturally Aspirated (VIN M)		V8 4.3L GAS Naturally Aspirated (VIN W)	
1996 Astro		Water Pump	DP960	Water Pump	DP986
V6 4.3L GAS Naturally Aspirated (VIN W)		1996 S10		V8 5.7L GAS Naturally Aspirated (VIN P)	
Water Pump	DP957 ^{27,28}	L4 2.2L GAS Naturally Aspirated (VIN 4)		Water Pump	DP986
1996 Beretta		Water Pump	DP966	1995 Cavalier	
L4 2.2L GAS Naturally Aspirated (VIN 4)		V6 4.3L GAS Naturally Aspirated (VIN W)		L4 2.2L GAS Naturally Aspirated (VIN 4)	
Water Pump	DP966	Water Pump	DP957 ^{27,28}	Water Pump	DP966
V6 3.1L GAS Naturally Aspirated (VIN M)		V6 4.3L GAS Naturally Aspirated (VIN X)		L4 2.3L GAS Naturally Aspirated (VIN D)	
Water Pump	DP960	Water Pump	DP957 ^{27,28}	Water Pump	DP1033
1996 Blazer		1996 Suburban		1995 Corsica	
V6 4.3L GAS Naturally Aspirated (VIN W)		V8 5.7L GAS Naturally Aspirated (VIN R)		L4 2.2L GAS Naturally Aspirated (VIN 4)	
Water Pump	DP957 ^{27,28}	Water Pump	DP957 ^{27,28}	Water Pump	DP966
1996 C & K Series Pickups		V8 7.4L GAS Naturally Aspirated (VIN J)		V6 3.1L GAS Naturally Aspirated (VIN M)	
V6 4.3L GAS Naturally Aspirated (VIN W)		Water Pump	DP1011	Water Pump	DP960
Water Pump	DP957 ^{27,28}	1996 Tahoe		1995 Corvette	
V8 5.0L GAS Naturally Aspirated (VIN M)		V8 5.7L GAS Naturally Aspirated (VIN R)		V8 5.7L GAS Naturally Aspirated (VIN J)	
Water Pump	DP957 ^{27,28}	Water Pump	DP957 ^{27,28}	Water Pump	DP847
V8 5.7L CNG Naturally Aspirated (VIN R)		1996 Van P Series		V8 5.7L GAS Naturally Aspirated (VIN P)	
Water Pump	DP957 ^{27,28}	V6 4.3L GAS Naturally Aspirated (VIN W)		Water Pump	DP847
V8 5.7L GAS Naturally Aspirated (VIN R)		Water Pump	DP957 ^{27,28}	1995 Impala	
Water Pump	DP957 ^{27,28}	1996 Vans G Series		V8 5.7L GAS Naturally Aspirated (VIN P)	
V8 7.4L GAS Naturally Aspirated (VIN J)		V8 5.7L CNG Naturally Aspirated (VIN K)		Water Pump	DP986
Water Pump	DP1011	Heavy Duty	DP9631 ²⁹	1995 LLV	
1996 Camaro		Standard Duty	DP963	L4 2.2L GAS Naturally Aspirated (VIN 4)	
V8 5.7L GAS Naturally Aspirated (VIN P)		V8 5.7L GAS Naturally Aspirated (VIN K)		Water Pump	DP966
Water Pump	DP820	Heavy Duty	DP9631 ²⁹	1995 Lumina	
1996 Caprice		Standard Duty	DP963	V6 3.1L GAS Naturally Aspirated (VIN M)	
V8 4.3L GAS Naturally Aspirated (VIN W)		V8 7.4L GAS Naturally Aspirated (VIN N)		Water Pump	DP960
Water Pump	DP986	Water Pump	DP1011	V6 3.4L GAS Naturally Aspirated (VIN X)	
V8 5.7L GAS Naturally Aspirated (VIN P)		1995 Astro		Water Pump	DP960
Water Pump	DP986	V6 4.3L GAS Naturally Aspirated (VIN W)		1995 Lumina APV	
1996 Cavalier		Heavy Duty	DP9631 ²⁹	V6 3.1L GAS Naturally Aspirated (VIN D)	
L4 2.2L GAS Naturally Aspirated (VIN 4)		Standard Duty	DP963	Water Pump	DP960
Water Pump	DP966	1995 Beretta		V6 3.8L GAS Naturally Aspirated (VIN L)	
L4 2.4L GAS Naturally Aspirated (VIN T)		L4 2.2L GAS Naturally Aspirated (VIN 4)		Water Pump	DP999
Water Pump	DP1316	Water Pump	DP966	1995 Monte Carlo	
1996 Corsica		V6 3.1L GAS Naturally Aspirated (VIN M)		V6 3.1L GAS Naturally Aspirated (VIN M)	
L4 2.2L GAS Naturally Aspirated (VIN 4)		Water Pump	DP960	Water Pump	DP960
Water Pump	DP966	1995 Blazer		V6 3.4L GAS Naturally Aspirated (VIN X)	
V6 3.1L GAS Naturally Aspirated (VIN M)		V6 4.3L GAS Naturally Aspirated (VIN W)		Water Pump	DP960
Water Pump	DP960	Heavy Duty	DP9631 ²⁹		
		Standard Duty	DP963		

Chevrolet	
1995 S10	
L4 2.2L GAS Naturally Aspirated (VIN 4)	
Water Pump	DP966
V6 4.3L GAS Naturally Aspirated (VIN W)	
Heavy Duty	DP9631 ²⁹
Standard Duty	DP963
V6 4.3L GAS Naturally Aspirated (VIN Z)	
Heavy Duty	DP9631 ²⁹
Standard Duty	DP963
1995 Suburban	
V8 5.7L GAS Naturally Aspirated (VIN K)	
Heavy Duty	DP9631 ²⁹
Standard Duty	DP963
V8 6.5L DIESEL Turbocharged (VIN F)	
Water Pump	DP842
V8 7.4L GAS Naturally Aspirated (VIN N)	
Water Pump	DP1011
1995 Tahoe	
V8 5.7L GAS Naturally Aspirated (VIN K)	
Heavy Duty	DP9631 ²⁹
Standard Duty	DP963
V8 6.5L DIESEL Turbocharged (VIN S)	
Water Pump	DP842
1995 Van P Series	
V6 4.3L GAS Naturally Aspirated (VIN Z)	
Heavy Duty	DP9671 ²⁹
Standard Duty	DP967
V8 5.7L GAS Naturally Aspirated (VIN K)	
Heavy Duty	DP9671 ²⁹
Standard Duty	DP967
V8 6.5L DIESEL Naturally Aspirated (VIN Y)	
Water Pump	DP842
V8 6.5L DIESEL Turbocharged (VIN F)	
Water Pump	DP842
V8 7.4L GAS Naturally Aspirated (VIN N)	
Heavy Duty	DP1372 ²⁹
Standard Duty	DP1015
1995 Vans G Series	
V6 4.3L GAS Naturally Aspirated (VIN Z)	
Heavy Duty	DP9631 ²⁹
Standard Duty	DP963
V8 5.0L GAS Naturally Aspirated (VIN H)	
Heavy Duty	DP9631 ²⁹
Standard Duty	DP963
V8 5.7L CNG Naturally Aspirated (VIN K)	
Heavy Duty	DP9631 ²⁹
Standard Duty	DP963
V8 5.7L GAS Naturally Aspirated (VIN K)	
Heavy Duty	DP9631 ²⁹
Standard Duty	DP963
V8 6.5L DIESEL Naturally Aspirated (VIN P)	
Water Pump	DP842
V8 6.5L DIESEL Naturally Aspirated (VIN Y)	
Water Pump	DP842
V8 7.4L GAS Naturally Aspirated (VIN N)	
Water Pump	DP1011
1994 Astro	
V6 4.3L GAS Naturally Aspirated (VIN W)	
Heavy Duty	DP9631 ²⁹
Standard Duty	DP963
V6 4.3L GAS Naturally Aspirated (VIN Z)	
Heavy Duty	DP9631 ²⁹
Standard Duty	DP963

Chevrolet	
1994 Beretta	
L4 2.2L GAS Naturally Aspirated (VIN 4)	
Water Pump	DP966
L4 2.3L GAS Naturally Aspirated (VIN A)	
Water Pump	DP1033
V6 3.1L GAS Naturally Aspirated (VIN M)	
Water Pump	DP960
1994 Blazer	
V8 5.7L GAS Naturally Aspirated (VIN K)	
Heavy Duty	DP9631 ²⁹
Standard Duty	DP963
V8 6.5L DIESEL Turbocharged (VIN S)	
Water Pump	DP842
1994 C & K Series Pickups	
V6 4.3L GAS Naturally Aspirated (VIN Z)	
Heavy Duty	DP9631 ²⁹
Standard Duty	DP963
V8 5.0L GAS Naturally Aspirated (VIN H)	
Heavy Duty	DP9631 ²⁹
Standard Duty	DP963
V8 5.7L GAS Naturally Aspirated (VIN K)	
Heavy Duty	DP9631 ²⁹
Standard Duty	DP963
V8 6.5L DIESEL Naturally Aspirated (VIN P)	
Water Pump	DP842
V8 6.5L DIESEL Turbocharged (VIN F)	
Water Pump	DP842
V8 6.5L DIESEL Turbocharged (VIN S)	
Water Pump	DP842
V8 7.4L GAS Naturally Aspirated (VIN N)	
Water Pump	DP1011
1994 Camaro	
V6 3.4L GAS Naturally Aspirated (VIN S)	
Water Pump	DP818
V8 5.7L GAS Naturally Aspirated (VIN P)	
Water Pump	DP820
1994 Caprice	
V8 4.3L GAS Naturally Aspirated (VIN W)	
Water Pump	DP986
V8 5.7L GAS Naturally Aspirated (VIN P)	
Water Pump	DP986
1994 Cavalier	
L4 2.2L GAS Naturally Aspirated (VIN 4)	
Water Pump	DP966
V6 3.1L GAS Naturally Aspirated (VIN T)	
Water Pump	DP960
1994 Commercial Chassis	
V8 5.7L GAS Naturally Aspirated (VIN P)	
Water Pump	DP986
1994 Corsica	
L4 2.2L GAS Naturally Aspirated (VIN 4)	
Water Pump	DP966
V6 3.1L GAS Naturally Aspirated (VIN M)	
Water Pump	DP960
1994 Corvette	
V8 5.7L GAS Naturally Aspirated (VIN J)	
Water Pump	DP847
V8 5.7L GAS Naturally Aspirated (VIN P)	
Water Pump	DP847
1994 Impala	
V8 5.7L GAS Naturally Aspirated (VIN P)	
Water Pump	DP986
1994 LLV	
L4 2.2L GAS Naturally Aspirated (VIN 4)	
Water Pump	DP966

Chevrolet	
1994 Lumina	
V6 3.1L GAS Naturally Aspirated (VIN T)	
Water Pump	DP960
V6 3.4L GAS Naturally Aspirated (VIN X)	
Water Pump	DP960
1994 Lumina APV	
V6 3.1L GAS Naturally Aspirated (VIN D)	
Water Pump	DP960
V6 3.8L GAS Naturally Aspirated (VIN L)	
Water Pump	DP999
1994 S10	
L4 2.2L GAS Naturally Aspirated (VIN 4)	
Water Pump	DP966
V6 4.3L GAS Naturally Aspirated (VIN W)	
Heavy Duty	DP9631 ²⁹
Standard Duty	DP963
V6 4.3L GAS Naturally Aspirated (VIN Z)	
Heavy Duty	DP9631 ²⁹
Standard Duty	DP963
1994 S10 Blazer	
V6 4.3L GAS Naturally Aspirated (VIN W)	
Heavy Duty	DP9631 ²⁹
Standard Duty	DP963
V6 4.3L GAS Naturally Aspirated (VIN Z)	
Heavy Duty	DP9631 ²⁹
Standard Duty	DP963
1994 Suburban	
V8 5.7L GAS Naturally Aspirated (VIN K)	
Heavy Duty	DP9631 ²⁹
Standard Duty	DP963
V8 6.5L DIESEL Turbocharged (VIN F)	
Water Pump	DP842
V8 7.4L GAS Naturally Aspirated (VIN N)	
Water Pump	DP1011
1994 Van P Series	
V6 4.3L GAS Naturally Aspirated (VIN Z)	
Heavy Duty	DP9671 ²⁹
Standard Duty	DP967
V8 5.7L GAS Naturally Aspirated (VIN K)	
Heavy Duty	DP9671 ²⁹
Standard Duty	DP967
V8 6.5L DIESEL Naturally Aspirated (VIN Y)	
Water Pump	DP842
V8 6.5L DIESEL Turbocharged (VIN F)	
Water Pump	DP842
V8 7.4L GAS Naturally Aspirated (VIN N)	
Heavy Duty	DP1372 ²⁹
Standard Duty	DP1015
1994 Vans G Series	
V6 4.3L GAS Naturally Aspirated (VIN Z)	
Heavy Duty	DP9631 ²⁹
Standard Duty	DP963
V8 5.0L GAS Naturally Aspirated (VIN H)	
Heavy Duty	DP9631 ²⁹
Standard Duty	DP963
V8 5.7L GAS Naturally Aspirated (VIN K)	
Heavy Duty	DP9631 ²⁹
Standard Duty	DP963
V8 6.5L DIESEL Naturally Aspirated (VIN P)	
Water Pump	DP842
V8 6.5L DIESEL Naturally Aspirated (VIN Y)	
Water Pump	DP842
V8 7.4L GAS Naturally Aspirated (VIN N)	
Water Pump	DP1011

Chevrolet		Chevrolet		Chevrolet	
1993 Astro		1993 Corvette		1993 Vans G Series	
V6 4.3L GAS Naturally Aspirated (VIN W)		V8 5.7L GAS Naturally Aspirated (VIN J)		V8 6.2L DIESEL Naturally Aspirated (VIN C)	
Heavy Duty	DP9631 ²⁹	Water Pump	DP847	Water Pump	DP1034
Standard Duty	DP963	V8 5.7L GAS Naturally Aspirated (VIN P)	Water Pump	V8 6.2L DIESEL Naturally Aspirated (VIN J)	
V6 4.3L GAS Naturally Aspirated (VIN Z)			DP847	Water Pump	DP1034
Heavy Duty	DP9631 ²⁹	1993 LLV		V8 7.4L GAS Naturally Aspirated (VIN N)	
Standard Duty	DP963	L4 2.5L GAS Naturally Aspirated (VIN A)		Water Pump	DP1011
1993 Beretta		Water Pump	DP816	1992 Astro	
L4 2.2L GAS Naturally Aspirated (VIN 4)		1993 Lumina		V6 4.3L GAS Naturally Aspirated (VIN W)	
Water Pump	DP966	L4 2.2L GAS Naturally Aspirated (VIN 4)		Heavy Duty	DP9631 ²⁹
L4 2.3L GAS Naturally Aspirated (VIN A)		Water Pump	DP966	Standard Duty	DP963
Water Pump	DP1033	V6 3.1L FLEX Naturally Aspirated (VIN W)	Water Pump	V6 4.3L GAS Naturally Aspirated (VIN Z)	
V6 3.1L GAS Naturally Aspirated (VIN T)		Water Pump	DP960	Heavy Duty	DP9631 ²⁹
Water Pump	DP960	V6 3.1L GAS Naturally Aspirated (VIN T)	Water Pump	Standard Duty	DP963
1993 Blazer		Water Pump	DP960	1992 Beretta	
V8 5.7L GAS Naturally Aspirated (VIN K)		V6 3.4L GAS Naturally Aspirated (VIN X)		L4 2.2L GAS Naturally Aspirated (VIN 4)	
Heavy Duty	DP9631 ²⁹	Water Pump	DP960	Water Pump	DP966
Standard Duty	DP963	1993 Lumina APV		L4 2.3L GAS Naturally Aspirated (VIN A)	
1993 C & K Series Pickups		V6 3.1L GAS Naturally Aspirated (VIN D)		Water Pump	DP1033
V6 4.3L GAS Naturally Aspirated (VIN Z)		Water Pump	DP960	V6 3.1L GAS Naturally Aspirated (VIN T)	
Heavy Duty	DP9631 ²⁹	V6 3.8L GAS Naturally Aspirated (VIN L)	Water Pump	Water Pump	DP960
Standard Duty	DP963		DP999	1992 Blazer	
V8 5.0L GAS Naturally Aspirated (VIN H)		1993 S10		V8 5.7L GAS Naturally Aspirated (VIN K)	
Heavy Duty	DP9631 ²⁹	L4 2.5L GAS Naturally Aspirated (VIN A)		Heavy Duty	DP9631 ²⁹
Standard Duty	DP963	Water Pump	DP816	Standard Duty	DP963
V8 5.7L CNG Naturally Aspirated (VIN K)		V6 2.8L GAS Naturally Aspirated (VIN R)	Water Pump	1992 C & K Series Pickups	
Heavy Duty	DP9631 ²⁹	Water Pump	DP1005	V6 4.3L GAS Naturally Aspirated (VIN Z)	
Standard Duty	DP963	V6 4.3L GAS Naturally Aspirated (VIN Z)	Heavy Duty	Heavy Duty	DP9631 ²⁹
V8 5.7L GAS Naturally Aspirated (VIN K)			DP9631 ²⁹	Standard Duty	DP963
Heavy Duty	DP9631 ²⁹	1993 S10 Blazer		V8 5.0L GAS Naturally Aspirated (VIN H)	
Standard Duty	DP963	V6 4.3L GAS Naturally Aspirated (VIN W)		Heavy Duty	DP9631 ²⁹
V8 6.2L DIESEL Naturally Aspirated (VIN C)		Heavy Duty	DP9631 ²⁹	Standard Duty	DP963
Water Pump	DP842	Standard Duty	DP963	V8 5.7L CNG Naturally Aspirated (VIN K)	
V8 6.2L DIESEL Naturally Aspirated (VIN J)		V6 4.3L GAS Naturally Aspirated (VIN Z)	Heavy Duty	Heavy Duty	DP9631 ²⁹
Water Pump	DP842		DP9631 ²⁹	Standard Duty	DP963
V8 6.5L DIESEL Turbocharged (VIN F)		Standard Duty	DP963	V8 5.7L GAS Naturally Aspirated (VIN K)	
Water Pump	DP842	1993 Suburban		Heavy Duty	DP9631 ²⁹
V8 7.4L GAS Naturally Aspirated (VIN N)		V8 5.7L GAS Naturally Aspirated (VIN K)		Standard Duty	DP963
Water Pump	DP1011	Heavy Duty	DP9631 ²⁹	V8 6.2L DIESEL Naturally Aspirated (VIN C)	
1993 Camaro		Standard Duty	DP963	Water Pump	DP842
V6 3.4L GAS Naturally Aspirated (VIN S)		V8 7.4L GAS Naturally Aspirated (VIN N)	Water Pump	V8 6.2L DIESEL Naturally Aspirated (VIN J)	
Water Pump	DP818		DP1011	Water Pump	DP842
V8 5.7L GAS Naturally Aspirated (VIN P)		1993 Van P Series		V8 6.5L DIESEL Turbocharged (VIN F)	
Water Pump	DP820	V6 4.3L GAS Naturally Aspirated (VIN Z)		Water Pump	DP842
1993 Caprice		Heavy Duty	DP9671 ²⁹	V8 7.4L GAS Naturally Aspirated (VIN N)	
V6 4.3L GAS Naturally Aspirated (VIN Z)		Standard Duty	DP967	Water Pump	DP1011
Heavy Duty	DP9631 ²⁹	V8 5.7L GAS Naturally Aspirated (VIN K)	Heavy Duty	1992 Camaro	
Standard Duty	DP963		DP9671 ²⁹	V6 3.1L GAS Naturally Aspirated (VIN T)	
V8 5.0L GAS Naturally Aspirated (VIN E)		V8 6.2L DIESEL Naturally Aspirated (VIN J)	Standard Duty	Water Pump	DP1044
Water Pump	DP838		DP967	V8 5.0L GAS Naturally Aspirated (VIN E)	
V8 5.7L GAS Naturally Aspirated (VIN 7)		Water Pump	DP1034	Heavy Duty	DP9631 ²⁹
Water Pump	DP838	V8 7.4L GAS Naturally Aspirated (VIN N)	Standard Duty	Standard Duty	DP963
1993 Cavalier		Heavy Duty	DP1372 ²⁹	V8 5.0L GAS Naturally Aspirated (VIN F)	
L4 2.2L GAS Naturally Aspirated (VIN 4)		Standard Duty	DP1015	Heavy Duty	DP9631 ²⁹
Water Pump	DP966	1993 Vans G Series		Standard Duty	DP963
V6 3.1L GAS Naturally Aspirated (VIN T)		V6 4.3L GAS Naturally Aspirated (VIN Z)		V8 5.7L GAS Naturally Aspirated (VIN 8)	
Water Pump	DP960	Heavy Duty	DP9631 ²⁹	Heavy Duty	DP9631 ²⁹
1993 Commercial Chassis		Standard Duty	DP963	Standard Duty	DP963
V8 5.7L GAS Naturally Aspirated (VIN 7)		V8 5.0L GAS Naturally Aspirated (VIN H)	Heavy Duty	V8 5.0L GAS Naturally Aspirated (VIN E)	
Water Pump	DP838		DP9631 ²⁹	Water Pump	DP838
1993 Corsica		Standard Duty	DP963	1992 Caprice	
L4 2.2L GAS Naturally Aspirated (VIN 4)		V8 5.7L GAS Naturally Aspirated (VIN K)	Heavy Duty	V6 4.3L GAS Naturally Aspirated (VIN Z)	
Water Pump	DP966		DP9631 ²⁹	Heavy Duty	DP9631 ²⁹
V6 3.1L GAS Naturally Aspirated (VIN T)		Standard Duty	DP963	Standard Duty	DP963
Water Pump	DP960			V8 5.0L GAS Naturally Aspirated (VIN E)	

Chevrolet	
1992 Caprice	
V8 5.7L GAS Naturally Aspirated (VIN 7)	
Water Pump	DP838
1992 Cavalier	
L4 2.2L GAS Naturally Aspirated (VIN 4)	
Water Pump	DP966
V6 3.1L GAS Naturally Aspirated (VIN T)	
Water Pump	DP960
1992 Commercial Chassis	
V6 4.3L GAS Naturally Aspirated (VIN Z)	
Water Pump	DP9631 ²⁹
V8 5.0L GAS Naturally Aspirated (VIN E)	
Water Pump	DP838
V8 5.7L GAS Naturally Aspirated (VIN 7)	
Water Pump	DP838
1992 Corsica	
L4 2.2L GAS Naturally Aspirated (VIN 4)	
Water Pump	DP966
V6 3.1L GAS Naturally Aspirated (VIN T)	
Water Pump	DP960
1992 LLV	
L4 2.5L GAS Naturally Aspirated (VIN A)	
Water Pump	DP816
1992 Lumina	
L4 2.5L GAS Naturally Aspirated (VIN R)	
Water Pump	DP1044
V6 3.1L GAS Naturally Aspirated (VIN T)	
Water Pump	DP960
V6 3.4L GAS Naturally Aspirated (VIN X)	
Water Pump	DP960
1992 Lumina APV	
V6 3.1L GAS Naturally Aspirated (VIN D)	
Water Pump	DP960
V6 3.8L GAS Naturally Aspirated (VIN L)	
Water Pump	DP999
1992 Metro	
L4 1.3L GAS Naturally Aspirated (VIN 9)	
Water Pump	DP372
1992 S10	
L4 2.5L GAS Naturally Aspirated (VIN A)	
Water Pump	DP816
V6 2.8L GAS Naturally Aspirated (VIN R)	
Water Pump	DP1005
V6 4.3L GAS Naturally Aspirated (VIN Z)	
Heavy Duty	DP9631 ²⁹
Standard Duty	DP963
1992 S10 Blazer	
V6 4.3L GAS Naturally Aspirated (VIN W)	
Heavy Duty	DP9631 ²⁹
Standard Duty	DP963
V6 4.3L GAS Naturally Aspirated (VIN Z)	
Heavy Duty	DP9631 ²⁹
Standard Duty	DP963
1992 Sprint	
L3 1.0L GAS Naturally Aspirated (VIN 6)	
Water Pump	DP372
L3 1.0L GAS Turbocharged (VIN 2)	
Water Pump	DP372
1992 Suburban	
V8 5.7L GAS Naturally Aspirated (VIN K)	
Heavy Duty	DP9631 ²⁹
Standard Duty	DP963
V8 7.4L GAS Naturally Aspirated (VIN N)	
Water Pump	DP1011
1992 Van P Series	
V6 4.3L GAS Naturally Aspirated (VIN Z)	
Heavy Duty	DP9671 ²⁹
Standard Duty	DP967

Chevrolet	
1992 Van P Series	
V8 5.7L GAS Naturally Aspirated (VIN K)	
Heavy Duty	DP9671 ²⁹
Standard Duty	DP967
V8 6.2L DIESEL Naturally Aspirated (VIN J)	
Water Pump	DP1034
V8 7.4L GAS Naturally Aspirated (VIN N)	
Heavy Duty	DP1372 ²⁹
Standard Duty	DP1015
1992 Vans G Series	
V6 4.3L GAS Naturally Aspirated (VIN Z)	
Heavy Duty	DP9631 ²⁹
Standard Duty	DP963
V8 5.0L GAS Naturally Aspirated (VIN H)	
Heavy Duty	DP9631 ²⁹
Standard Duty	DP963
V8 5.7L GAS Naturally Aspirated (VIN K)	
Heavy Duty	DP9631 ²⁹
Standard Duty	DP963
V8 6.2L DIESEL Naturally Aspirated (VIN C)	
Water Pump	DP1034
V8 6.2L DIESEL Naturally Aspirated (VIN J)	
Water Pump	DP1034
V8 7.4L GAS Naturally Aspirated (VIN N)	
Water Pump	DP1011
1991 Astro	
V6 4.3L GAS Naturally Aspirated (VIN B)	
Heavy Duty	DP9631 ²⁹
Standard Duty	DP963
V6 4.3L GAS Naturally Aspirated (VIN Z)	
Heavy Duty	DP9631 ²⁹
Standard Duty	DP963
1991 Beretta	
L4 2.2L GAS Naturally Aspirated (VIN G)	
Water Pump	DP966
L4 2.3L GAS Naturally Aspirated (VIN A)	
Water Pump	DP1033
V6 3.1L GAS Naturally Aspirated (VIN T)	
Water Pump	DP960
1991 Blazer	
V8 5.7L GAS Naturally Aspirated (VIN K)	
Heavy Duty	DP9631 ²⁹
Standard Duty	DP963
V8 6.2L DIESEL Naturally Aspirated (VIN C)	
Water Pump	DP1034
1991 C & K Series Pickups	
V6 4.3L GAS Naturally Aspirated (VIN Z)	
Heavy Duty	DP9631 ²⁹
Standard Duty	DP963
V8 5.0L GAS Naturally Aspirated (VIN H)	
Heavy Duty	DP9631 ²⁹
Standard Duty	DP963
V8 5.7L GAS Naturally Aspirated (VIN K)	
Heavy Duty	DP9631 ²⁹
Standard Duty	DP963
V8 6.2L DIESEL Naturally Aspirated (VIN C)	
Water Pump	DP842
V8 6.2L DIESEL Naturally Aspirated (VIN J)	
Water Pump	DP842
V8 7.4L GAS Naturally Aspirated (VIN N)	
Water Pump	DP1011

Chevrolet	
1991 Camaro	
V6 3.1L GAS Naturally Aspirated (VIN T)	
Water Pump	DP1044
V8 5.0L GAS Naturally Aspirated (VIN E)	
Heavy Duty	DP9631 ²⁹
Standard Duty	DP963
V8 5.0L GAS Naturally Aspirated (VIN F)	
Heavy Duty	DP9631 ²⁹
Standard Duty	DP963
V8 5.7L GAS Naturally Aspirated (VIN 8)	
Heavy Duty	DP9631 ²⁹
Standard Duty	DP963
1991 Caprice	
V8 5.0L GAS Naturally Aspirated (VIN E)	
Water Pump	DP838
V8 5.7L GAS Naturally Aspirated (VIN 7)	
Water Pump	DP838
1991 Cavalier	
L4 2.2L GAS Naturally Aspirated (VIN G)	
Water Pump	DP966
V6 3.1L GAS Naturally Aspirated (VIN T)	
Water Pump	DP960
1991 Commercial Chassis	
V8 5.0L GAS Naturally Aspirated (VIN E)	
Water Pump	DP838
V8 5.7L GAS Naturally Aspirated (VIN 7)	
Water Pump	DP838
1991 Corsica	
L4 2.2L GAS Naturally Aspirated (VIN G)	
Water Pump	DP966
V6 3.1L GAS Naturally Aspirated (VIN T)	
Water Pump	DP960
1991 Corvette	
V8 5.7L GAS Naturally Aspirated (VIN 8)	
Water Pump	DP829
V8 5.7L GAS Naturally Aspirated (VIN J)	
Water Pump	DP847
1991 LLV	
L4 2.5L GAS Naturally Aspirated (VIN A)	
Water Pump	DP816
L4 2.5L GAS Naturally Aspirated (VIN E)	
Water Pump	DP816
1991 Lumina	
L4 2.5L GAS Naturally Aspirated (VIN R)	
Water Pump	DP1044
V6 3.1L GAS Naturally Aspirated (VIN T)	
Water Pump	DP960
V6 3.4L GAS Naturally Aspirated (VIN X)	
Water Pump	DP960
1991 Lumina APV	
V6 3.1L GAS Naturally Aspirated (VIN D)	
Water Pump	DP960
1991 R & V Series Pickups	
V8 5.7L GAS Naturally Aspirated (VIN K)	
Heavy Duty	DP9671 ²⁹
Standard Duty	DP967
V8 6.2L DIESEL Naturally Aspirated (VIN J)	
Water Pump	DP1034
V8 7.4L GAS Naturally Aspirated (VIN N)	
Heavy Duty	DP1372 ²⁹
Standard Duty	DP1015
1991 S10	
L4 2.5L GAS Naturally Aspirated (VIN A)	
Water Pump	DP816
L4 2.5L GAS Naturally Aspirated (VIN E)	
Water Pump	DP816

Chevrolet		Chevrolet		Chevrolet	
1991 S10		1990 Astro		1990 Corsica	
V6 2.8L GAS Naturally Aspirated (VIN R)		V6 4.3L GAS Naturally Aspirated (VIN Z)		V6 3.1L GAS Naturally Aspirated (VIN T)	
Water Pump	DP1005	Heavy Duty	DP9631 ²⁹	Water Pump	DP960
V6 4.3L GAS Naturally Aspirated (VIN Z)		Standard Duty		1990 Corvette	
Heavy Duty	DP9631 ²⁹	1990 Beretta		V8 5.7L GAS Naturally Aspirated (VIN 8)	
Standard Duty	DP963	L4 2.2L GAS Naturally Aspirated (VIN G)		Water Pump	DP829
1991 S10 Blazer		Water Pump		V8 5.7L GAS Naturally Aspirated (VIN J)	
V6 4.3L GAS Naturally Aspirated (VIN Z)		L4 2.3L GAS Naturally Aspirated (VIN A)		Water Pump	DP847
Heavy Duty	DP9631 ²⁹	Water Pump		1990 LLV	
Standard Duty	DP963	V6 3.1L GAS Naturally Aspirated (VIN T)		L4 2.5L GAS Naturally Aspirated (VIN E)	
1991 Sprint		Water Pump		Water Pump	DP816
L3 1.0L GAS Naturally Aspirated (VIN 6)		1990 Blazer		1990 Lumina	
Water Pump	DP372	V8 5.7L GAS Naturally Aspirated (VIN K)		L4 2.5L GAS Naturally Aspirated (VIN R)	
L3 1.0L GAS Turbocharged (VIN 2)		Heavy Duty	DP9631 ²⁹	Water Pump	DP1044
Water Pump	DP372	Standard Duty	DP963	V6 3.1L GAS Naturally Aspirated (VIN T)	
1991 Suburban		V8 6.2L DIESEL Naturally Aspirated (VIN C)		Water Pump	DP960
V8 5.7L GAS Naturally Aspirated (VIN K)		Water Pump	DP1034	1990 Lumina APV	
Heavy Duty	DP9631 ²⁹	1990 C & K Series Pickups		V6 3.1L GAS Naturally Aspirated (VIN D)	
Standard Duty	DP963	V6 4.3L GAS Naturally Aspirated (VIN Z)		Water Pump	DP960
V8 6.2L DIESEL Naturally Aspirated (VIN C)		Heavy Duty	DP9631 ²⁹	1990 R & V Series Pickups	
Water Pump	DP842	Standard Duty	DP963	V8 5.7L GAS Naturally Aspirated (VIN K)	
V8 6.2L DIESEL Naturally Aspirated (VIN J)		V8 5.0L GAS Naturally Aspirated (VIN H)		Heavy Duty	DP9671 ²⁹
Water Pump	DP842	Heavy Duty	DP9631 ²⁹	Standard Duty	DP967
V8 7.4L GAS Naturally Aspirated (VIN N)		Standard Duty	DP963	V8 6.2L DIESEL Naturally Aspirated (VIN J)	
Water Pump	DP1011	V8 5.7L GAS Naturally Aspirated (VIN K)		Water Pump	DP1034
1991 Tracker		Heavy Duty	DP9631 ²⁹	V8 7.4L GAS Naturally Aspirated (VIN N)	
L4 1.6L GAS Naturally Aspirated (VIN U)		Standard Duty	DP963	Heavy Duty	DP1372 ²⁹
Water Pump	DP382	V8 6.2L DIESEL Naturally Aspirated (VIN C)		Standard Duty	DP1015
1991 Van P Series		Water Pump	DP842	1990 S10	
V6 4.3L GAS Naturally Aspirated (VIN Z)		V8 6.2L DIESEL Naturally Aspirated (VIN J)		L4 2.5L GAS Naturally Aspirated (VIN E)	
Heavy Duty	DP9671 ²⁹	Water Pump	DP842	Water Pump	DP816
Standard Duty	DP967	V8 7.4L GAS Naturally Aspirated (VIN N)		V6 2.8L GAS Naturally Aspirated (VIN R)	
V8 5.7L GAS Naturally Aspirated (VIN K)		Water Pump	DP1011	Water Pump	DP1005
Heavy Duty	DP9671 ²⁹	1990 Camaro		V6 4.3L GAS Naturally Aspirated (VIN Z)	
Standard Duty	DP967	V6 3.1L GAS Naturally Aspirated (VIN T)		Heavy Duty	DP9631 ²⁹
V8 6.2L DIESEL Naturally Aspirated (VIN J)		Water Pump	DP1044	Standard Duty	DP963
Water Pump	DP1034	V8 5.0L GAS Naturally Aspirated (VIN F)		1990 S10 Blazer	
V8 7.4L GAS Naturally Aspirated (VIN N)		Heavy Duty	DP9631 ²⁹	V6 4.3L GAS Naturally Aspirated (VIN Z)	
Standard Duty	DP1015	Standard Duty	DP963	Heavy Duty	DP9631 ²⁹
1991 Vans G Series		V8 5.0L GAS Naturally Aspirated (VIN F)		Standard Duty	DP963
V6 4.3L GAS Naturally Aspirated (VIN Z)		Heavy Duty	DP9631 ²⁹	1990 Sprint	
Heavy Duty	DP9631 ²⁹	Standard Duty	DP963	L3 1.0L GAS Naturally Aspirated (VIN 6)	
Standard Duty	DP963	V8 5.7L GAS Naturally Aspirated (VIN 8)		Water Pump	DP372 ⁹
V8 5.0L GAS Naturally Aspirated (VIN H)		Heavy Duty	DP9631 ²⁹	L3 1.0L GAS Turbocharged (VIN 2)	
Standard Duty	DP963	Standard Duty	DP963	Water Pump	DP372 ⁹
V8 5.7L GAS Naturally Aspirated (VIN K)		1990 Caprice		1990 Suburban	
Heavy Duty	DP9631 ²⁹	V6 4.3L GAS Naturally Aspirated (VIN Z)		V8 5.7L GAS Naturally Aspirated (VIN K)	
Standard Duty	DP963	Heavy Duty	DP9631 ²⁹	Heavy Duty	DP9631 ²⁹
V8 5.7L GAS Naturally Aspirated (VIN K)		Standard Duty	DP963	Standard Duty	DP963
Standard Duty	DP963	V8 5.7L GAS Naturally Aspirated (VIN 7)		V8 6.2L DIESEL Naturally Aspirated (VIN C)	
V8 6.2L DIESEL Naturally Aspirated (VIN C)		Heavy Duty	DP9631 ²⁹	Water Pump	DP842
Water Pump	DP1034	Standard Duty	DP963	V8 6.2L DIESEL Naturally Aspirated (VIN J)	
V8 6.2L DIESEL Naturally Aspirated (VIN J)		1990 Cavalier		Water Pump	DP842
Water Pump	DP1034	L4 2.2L GAS Naturally Aspirated (VIN G)		V8 7.4L GAS Naturally Aspirated (VIN N)	
V8 7.4L GAS Naturally Aspirated (VIN N)		Water Pump	DP966	Water Pump	DP1011
Water Pump	DP1011	V6 3.1L GAS Naturally Aspirated (VIN T)		1990 Tracker	
1990 Astro		Water Pump	DP960	L4 1.6L GAS Naturally Aspirated (VIN U)	
L4 2.5L GAS Naturally Aspirated (VIN E)		1990 Celebrity		Water Pump	DP382
Water Pump	DP816	L4 2.5L GAS Naturally Aspirated (VIN R)		1990 Van P Series	
V6 4.3L GAS Naturally Aspirated (VIN B)		Water Pump	DP1044	V6 4.3L GAS Naturally Aspirated (VIN Z)	
Heavy Duty	DP9631 ²⁹	V6 3.1L GAS Naturally Aspirated (VIN T)		Heavy Duty	DP9671 ²⁹
Standard Duty	DP963	Water Pump	DP960	Standard Duty	DP967
1990 Corsica		1990 Corsica		V8 5.7L GAS Naturally Aspirated (VIN K)	
L4 2.2L GAS Naturally Aspirated (VIN G)		L4 2.2L GAS Naturally Aspirated (VIN G)		Heavy Duty	DP9671 ²⁹
Water Pump	DP966	Water Pump		Standard Duty	DP967

Chevrolet	
1990 Van P Series	
V8 6.2L DIESEL Naturally Aspirated (VIN J)	
Water Pump	DP1034
V8 7.4L GAS Naturally Aspirated (VIN N)	
Heavy Duty	DP1372 ²⁹
Standard Duty	DP1015
1990 Vans G Series	
V6 4.3L GAS Naturally Aspirated (VIN Z)	
Heavy Duty	DP9631 ²⁹
Standard Duty	DP963
V8 5.0L GAS Naturally Aspirated (VIN H)	
Heavy Duty	DP9631 ²⁹
Standard Duty	DP963
V8 5.7L GAS Naturally Aspirated (VIN K)	
Heavy Duty	DP9631 ²⁹
Standard Duty	DP963
V8 6.2L DIESEL Naturally Aspirated (VIN C)	
Water Pump	DP1034
V8 6.2L DIESEL Naturally Aspirated (VIN J)	
Water Pump	DP1034
V8 7.4L GAS Naturally Aspirated (VIN N)	
Water Pump	DP1011
1989 Astro	
L4 2.5L GAS Naturally Aspirated (VIN E)	
Water Pump	DP816
V6 4.3L GAS Naturally Aspirated (VIN Z)	
Heavy Duty	DP9631 ²⁹
Standard Duty	DP963
1989 Beretta	
L4 2.0L GAS Naturally Aspirated (VIN 1)	
Water Pump	DP966
V6 2.8L GAS Naturally Aspirated (VIN W)	
Water Pump	DP960
1989 Blazer	
V8 5.7L GAS Naturally Aspirated (VIN K)	
Heavy Duty	DP9631 ²⁹
Standard Duty	DP963
V8 6.2L DIESEL Naturally Aspirated (VIN C)	
Water Pump	DP1034
1989 C & K Series Pickups	
V6 4.3L GAS Naturally Aspirated (VIN Z)	
Heavy Duty	DP9631 ²⁹
Standard Duty	DP963
V8 5.0L GAS Naturally Aspirated (VIN H)	
Heavy Duty	DP9631 ²⁹
Standard Duty	DP963
V8 5.7L GAS Naturally Aspirated (VIN K)	
Heavy Duty	DP9631 ²⁹
Standard Duty	DP963
V8 6.2L DIESEL Naturally Aspirated (VIN C)	
Water Pump	DP842
V8 6.2L DIESEL Naturally Aspirated (VIN J)	
Water Pump	DP842
V8 7.4L GAS Naturally Aspirated (VIN N)	
Water Pump	DP1011
1989 Camaro	
V6 2.8L GAS Naturally Aspirated (VIN S)	
Water Pump	DP1056
V8 5.0L GAS Naturally Aspirated (VIN E)	
Heavy Duty	DP9631 ²⁹
Standard Duty	DP963

Chevrolet	
1989 Camaro	
V8 5.0L GAS Naturally Aspirated (VIN F)	
Heavy Duty	DP9631 ²⁹
Standard Duty	DP963
V8 5.7L GAS Naturally Aspirated (VIN 8)	
Heavy Duty	DP9631 ²⁹
Standard Duty	DP963
1989 Caprice	
V6 4.3L GAS Naturally Aspirated (VIN Z)	
Heavy Duty	DP9631 ²⁹
Standard Duty	DP963
V8 5.7L GAS Naturally Aspirated (VIN 7)	
Heavy Duty	DP9631 ²⁹
Standard Duty	DP963
1989 Cavalier	
L4 2.0L GAS Naturally Aspirated (VIN 1)	
Water Pump	DP966
V6 2.8L GAS Naturally Aspirated (VIN W)	
Water Pump	DP960
1989 Celebrity	
L4 2.5L GAS Naturally Aspirated (VIN R)	
Water Pump	DP1044
V6 2.8L GAS Naturally Aspirated (VIN W)	
Water Pump	DP960
1989 Corsica	
L4 2.0L GAS Naturally Aspirated (VIN 1)	
Water Pump	DP966
V6 2.8L GAS Naturally Aspirated (VIN W)	
Water Pump	DP960
1989 Corvette	
V8 5.7L GAS Naturally Aspirated (VIN 8)	
Water Pump	DP829
1989 LLV	
L4 2.5L GAS Naturally Aspirated (VIN E)	
Water Pump	DP816
1989 R & V Series Pickups	
V8 5.7L GAS Naturally Aspirated (VIN K)	
Heavy Duty	DP9671 ²⁹
Standard Duty	DP967
V8 6.2L DIESEL Naturally Aspirated (VIN J)	
Water Pump	DP1034
V8 7.4L GAS Naturally Aspirated (VIN N)	
Heavy Duty	DP1372 ²⁹
Standard Duty	DP1015
V8 7.4L GAS Naturally Aspirated (VIN W)	
Heavy Duty	DP1372 ²⁹
Standard Duty	DP1015
1989 S10	
L4 2.5L GAS Naturally Aspirated (VIN E)	
Water Pump	DP816
V6 2.8L GAS Naturally Aspirated (VIN R)	
Water Pump	DP1005
V6 4.3L GAS Naturally Aspirated (VIN Z)	
Heavy Duty	DP9631 ²⁹
Standard Duty	DP963
1989 S10 Blazer	
V6 2.8L GAS Naturally Aspirated (VIN R)	
Water Pump	DP1005
V6 4.3L GAS Naturally Aspirated (VIN Z)	
Heavy Duty	DP9631 ²⁹
Standard Duty	DP963
1989 Sprint	
L3 1.0L GAS Naturally Aspirated (VIN 6)	
Water Pump	DP372 ⁹
L3 1.0L GAS Turbocharged (VIN 2)	
Water Pump	DP372 ⁹

Chevrolet	
1989 Suburban	
V8 5.7L GAS Naturally Aspirated (VIN K)	
Heavy Duty	DP9631 ²⁹
Standard Duty	DP963
V8 6.2L DIESEL Naturally Aspirated (VIN C)	
Water Pump	DP842
V8 6.2L DIESEL Naturally Aspirated (VIN J)	
Water Pump	DP842
V8 7.4L GAS Naturally Aspirated (VIN N)	
Water Pump	DP1011
1989 Tracker	
L4 1.6L GAS Naturally Aspirated (VIN U)	
Water Pump	DP382
1989 Van P Series	
L6 4.8L GAS Naturally Aspirated (VIN T)	
Water Pump	DP1086
V8 5.7L GAS Naturally Aspirated (VIN K)	
Heavy Duty	DP9671 ²⁹
Standard Duty	DP967
V8 6.2L DIESEL Naturally Aspirated (VIN J)	
Water Pump	DP1034
V8 7.4L GAS Naturally Aspirated (VIN W)	
Heavy Duty	DP1372 ²⁹
Standard Duty	DP1015
1989 Vans G Series	
V6 4.3L GAS Naturally Aspirated (VIN Z)	
Heavy Duty	DP9631 ²⁹
Standard Duty	DP963
V8 5.0L GAS Naturally Aspirated (VIN H)	
Heavy Duty	DP9631 ²⁹
Standard Duty	DP963
V8 5.7L GAS Naturally Aspirated (VIN K)	
Heavy Duty	DP9631 ²⁹
Standard Duty	DP963
V8 6.2L DIESEL Naturally Aspirated (VIN C)	
Water Pump	DP1034
V8 6.2L DIESEL Naturally Aspirated (VIN J)	
Water Pump	DP1034
V8 7.4L GAS Naturally Aspirated (VIN N)	
Water Pump	DP1011
1988 Astro	
L4 2.5L GAS Naturally Aspirated (VIN E)	
Water Pump	DP816
V6 4.3L GAS Naturally Aspirated (VIN Z)	
Heavy Duty	DP9631 ²⁹
Standard Duty	DP963
1988 Beretta	
L4 2.0L GAS Naturally Aspirated (VIN 1)	
Water Pump	DP966
V6 2.8L GAS Naturally Aspirated (VIN W)	
Water Pump	DP960
1988 Blazer	
V8 5.7L GAS Naturally Aspirated (VIN K)	
Heavy Duty	DP9671 ²⁹
Standard Duty	DP967
V8 6.2L DIESEL Naturally Aspirated (VIN C)	
Water Pump	DP1034
1988 C & K Series Pickups	
V6 4.3L GAS Naturally Aspirated (VIN Z)	
Heavy Duty	DP9631 ²⁹
Standard Duty	DP963

Chevrolet 1988 C & K Series Pickups		Chevrolet 1988 R & V Series Pickups		Chevrolet 1988 Vans G Series	
V8 5.0L GAS Naturally Aspirated (VIN H)		V8 5.7L GAS Naturally Aspirated (VIN K)		V8 6.2L DIESEL Naturally Aspirated (VIN C)	
Heavy Duty	DP9631 ²⁹	Heavy Duty	DP9671 ²⁹	Water Pump	DP1034
Standard Duty	DP963	Standard Duty	DP967	V8 6.2L DIESEL Naturally Aspirated (VIN J)	
V8 5.7L GAS Naturally Aspirated (VIN K)		V8 5.7L GAS Naturally Aspirated (VIN M)		Water Pump	DP1034
Heavy Duty	DP9631 ²⁹	Heavy Duty	DP9671 ²⁹	V8 7.4L GAS Naturally Aspirated (VIN N)	
Standard Duty	DP963	Standard Duty	DP967	Water Pump	DP1011
V8 6.2L DIESEL Naturally Aspirated (VIN C)		V8 6.2L DIESEL Naturally Aspirated (VIN C)		1987 Astro	
Water Pump	DP842	Water Pump	DP1034	L4 2.5L GAS Naturally Aspirated (VIN E)	
V8 6.2L DIESEL Naturally Aspirated (VIN J)		V8 6.2L DIESEL Naturally Aspirated (VIN J)		Water Pump	DP816
Water Pump	DP842	Water Pump	DP1034	V6 4.3L GAS Naturally Aspirated (VIN Z)	
V8 7.4L GAS Naturally Aspirated (VIN N)		V8 7.4L GAS Naturally Aspirated (VIN N)		Heavy Duty	DP9631 ²⁹
Water Pump	DP1011	Heavy Duty	DP1372 ²⁹	Standard Duty	DP963
1988 Camaro		Standard Duty	DP1015	1987 Beretta	
V6 2.8L GAS Naturally Aspirated (VIN S)		V8 7.4L GAS Naturally Aspirated (VIN W)		L4 2.0L GAS Naturally Aspirated (VIN 1)	
Water Pump	DP1056	Heavy Duty	DP1372 ²⁹	Water Pump	DP966
V8 5.0L GAS Naturally Aspirated (VIN E)		Standard Duty	DP1015	V6 2.8L GAS Naturally Aspirated (VIN W)	
Heavy Duty	DP9631 ²⁹	1988 S10		Water Pump	DP960
Standard Duty	DP963	L4 2.5L GAS Naturally Aspirated (VIN E)		1987 Blazer	
V8 5.0L GAS Naturally Aspirated (VIN F)		Water Pump	DP816	V8 5.0L GAS Naturally Aspirated (VIN H)	
Heavy Duty	DP9631 ²⁹	V6 2.8L GAS Naturally Aspirated (VIN R)		Heavy Duty	DP9671 ²⁹
Standard Duty	DP963	Water Pump	DP1005	Standard Duty	DP967
V8 5.7L GAS Naturally Aspirated (VIN 8)		V6 4.3L GAS Naturally Aspirated (VIN Z)		V8 5.7L GAS Naturally Aspirated (VIN K)	
Heavy Duty	DP9631 ²⁹	Heavy Duty	DP9631 ²⁹	Heavy Duty	DP9671 ²⁹
Standard Duty	DP963	Standard Duty	DP963	Standard Duty	DP967
1988 Caprice		1988 S10 Blazer		V8 6.2L DIESEL Naturally Aspirated (VIN C)	
V6 4.3L GAS Naturally Aspirated (VIN Z)		L4 2.5L GAS Naturally Aspirated (VIN E)		Water Pump	DP1034
Heavy Duty	DP9671 ²⁹	Water Pump	DP816	1987 Camaro	
Standard Duty	DP967	V6 2.8L GAS Naturally Aspirated (VIN R)		V6 2.8L GAS Naturally Aspirated (VIN S)	
V8 5.7L GAS Naturally Aspirated (VIN 6)		Water Pump	DP1005	Water Pump	DP1056
Heavy Duty	DP9671 ²⁹	V6 4.3L GAS Naturally Aspirated (VIN Z)		V8 5.0L GAS Naturally Aspirated (VIN F)	
Standard Duty	DP967	Heavy Duty	DP9631 ²⁹	Heavy Duty	DP9671 ²⁹
1988 Cavalier		Standard Duty	DP963	Standard Duty	DP967
L4 2.0L GAS Naturally Aspirated (VIN 1)		1988 Sprint		V8 5.0L GAS Naturally Aspirated (VIN H)	
Water Pump	DP966	L3 1.0L GAS Naturally Aspirated (VIN 5)		Heavy Duty	DP9671 ²⁹
V6 2.8L GAS Naturally Aspirated (VIN W)		Water Pump	DP1027 ⁹	Standard Duty	DP967
Water Pump	DP960	L3 1.0L GAS Turbocharged (VIN 2)		V8 5.7L GAS Naturally Aspirated (VIN 8)	
1988 Celebrity		Water Pump	DP1027 ⁹	Heavy Duty	DP9671 ²⁹
L4 2.5L GAS Naturally Aspirated (VIN R)		1988 Suburban		Standard Duty	DP967
Water Pump	DP1044	V8 6.2L DIESEL Naturally Aspirated (VIN C)		1987 Caprice	
V6 2.8L GAS Naturally Aspirated (VIN W)		Water Pump	DP842	V6 4.3L GAS Naturally Aspirated (VIN Z)	
Water Pump	DP960	V8 6.2L DIESEL Naturally Aspirated (VIN J)		Heavy Duty	DP9671 ²⁹
1988 Corsica		Water Pump	DP842	Standard Duty	DP967
L4 2.0L GAS Naturally Aspirated (VIN 1)		1988 Van P Series		V8 5.7L GAS Naturally Aspirated (VIN 6)	
Water Pump	DP966	L6 4.8L GAS Naturally Aspirated (VIN T)		Heavy Duty	DP9671 ²⁹
V6 2.8L GAS Naturally Aspirated (VIN W)		Water Pump	DP1086	Standard Duty	DP967
Water Pump	DP960	V8 5.7L GAS Naturally Aspirated (VIN K)		1987 Cavalier	
1988 Corvette		Heavy Duty	DP9671 ²⁹	L4 2.0L GAS Naturally Aspirated (VIN 1)	
V8 5.7L GAS Naturally Aspirated (VIN 8)		Standard Duty	DP967	Water Pump	DP966
Water Pump	DP829	V8 5.7L GAS Naturally Aspirated (VIN M)		V6 2.8L GAS Naturally Aspirated (VIN W)	
1988 LLV		Heavy Duty	DP9671 ²⁹	Water Pump	DP960
L4 2.5L GAS Naturally Aspirated (VIN E)		Standard Duty	DP967	1987 Celebrity	
Water Pump	DP816	V8 6.2L DIESEL Naturally Aspirated (VIN J)		L4 2.5L GAS Naturally Aspirated (VIN R)	
1988 Monte Carlo		Water Pump	DP1034	Water Pump	DP1044
V6 4.3L GAS Naturally Aspirated (VIN Z)		V8 7.4L GAS Naturally Aspirated (VIN W)		V6 2.8L GAS Naturally Aspirated (VIN W)	
Heavy Duty	DP9671 ²⁹	Heavy Duty	DP1372 ²⁹	Water Pump	DP960
Standard Duty	DP967	Standard Duty	DP1015	1987 Chevette	
V8 5.0L GAS Naturally Aspirated (VIN G)		1988 Vans G Series		L4 1.6L GAS Naturally Aspirated (VIN C)	
Heavy Duty	DP9671 ²⁹	V6 4.3L GAS Naturally Aspirated (VIN Z)		Water Pump	DP1085
Standard Duty	DP967	Heavy Duty	DP9631 ²⁹	1987 Corsica	
V8 5.0L GAS Naturally Aspirated (VIN H)		Standard Duty	DP963	L4 2.0L GAS Naturally Aspirated (VIN 1)	
Heavy Duty	DP9671 ²⁹	1988 R & V Series Pickups		Water Pump	DP966
Standard Duty	DP967	L6 4.8L GAS Naturally Aspirated (VIN T)		V6 2.8L GAS Naturally Aspirated (VIN W)	
1988 R & V Series Pickups		L6 4.8L GAS Naturally Aspirated (VIN T)		Water Pump	DP960
L6 4.8L GAS Naturally Aspirated (VIN T)		Water Pump		DP1086	
Water Pump		DP1086			

Chevrolet	
1987 Corvette	
V8 5.7L GAS Naturally Aspirated (VIN 8)	
Water Pump	DP829
1987 El Camino	
V6 4.3L GAS Naturally Aspirated (VIN Z)	
Heavy Duty	DP9671 ²⁹
Standard Duty	DP967
V8 5.0L GAS Naturally Aspirated (VIN H)	
Heavy Duty	DP9671 ²⁹
Standard Duty	DP967
1987 LLV	
L4 2.5L GAS Naturally Aspirated (VIN E)	
Water Pump	DP816
1987 Monte Carlo	
V6 3.8L GAS Naturally Aspirated (VIN A)	
Water Pump	DP843
V6 4.3L GAS Naturally Aspirated (VIN Z)	
Heavy Duty	DP9671 ²⁹
Standard Duty	DP967
V8 5.0L GAS Naturally Aspirated (VIN G)	
Heavy Duty	DP9671 ²⁹
Standard Duty	DP967
V8 5.0L GAS Naturally Aspirated (VIN H)	
Heavy Duty	DP9671 ²⁹
Standard Duty	DP967
1987 Nova	
L4 1.6L GAS Naturally Aspirated (VIN 4)	
Water Pump	DP1461 ⁹
1987 R & V Series Pickups	
L6 4.8L GAS Naturally Aspirated (VIN T)	
Water Pump	DP1086
V6 4.3L GAS Naturally Aspirated (VIN Z)	
Heavy Duty	DP9671 ²⁹
Standard Duty	DP967
V8 5.0L GAS Naturally Aspirated (VIN H)	
Heavy Duty	DP9671 ²⁹
Standard Duty	DP967
V8 5.7L GAS Naturally Aspirated (VIN K)	
Heavy Duty	DP9671 ²⁹
Standard Duty	DP967
V8 5.7L GAS Naturally Aspirated (VIN M)	
Heavy Duty	DP9671 ²⁹
Standard Duty	DP967
V8 6.2L DIESEL Naturally Aspirated (VIN C)	
Water Pump	DP1034
V8 6.2L DIESEL Naturally Aspirated (VIN J)	
Water Pump	DP1034
V8 7.4L GAS Naturally Aspirated (VIN N)	
Heavy Duty	DP1372 ²⁹
Standard Duty	DP1015
1987 S10	
L4 2.5L GAS Naturally Aspirated (VIN E)	
Water Pump	DP816
V6 2.8L GAS Naturally Aspirated (VIN R)	
Water Pump	DP1005
1987 S10 Blazer	
L4 2.5L GAS Naturally Aspirated (VIN E)	
Water Pump	DP816
V6 2.8L GAS Naturally Aspirated (VIN R)	
Water Pump	DP1005
1987 Sprint	
L3 1.0L GAS Naturally Aspirated (VIN 5)	
Water Pump	DP1027 ⁹

Chevrolet	
1987 Sprint	
L3 1.0L GAS Turbocharged (VIN 2)	
Water Pump	DP1027 ⁹
1987 Suburban	
V8 5.0L GAS Naturally Aspirated (VIN H)	
Heavy Duty	DP9671 ²⁹
Standard Duty	DP967
V8 5.7L GAS Naturally Aspirated (VIN K)	
Heavy Duty	DP9671 ²⁹
Standard Duty	DP967
V8 6.2L DIESEL Naturally Aspirated (VIN C)	
Water Pump	DP1034
V8 6.2L DIESEL Naturally Aspirated (VIN J)	
Water Pump	DP1034
V8 7.4L GAS Naturally Aspirated (VIN N)	
Heavy Duty	DP1372 ²⁹
Standard Duty	DP1015
1987 Van P Series	
L6 4.8L GAS Naturally Aspirated (VIN T)	
Water Pump	DP1086
V8 5.7L GAS Naturally Aspirated (VIN K)	
Heavy Duty	DP9671 ²⁹
Standard Duty	DP967
V8 5.7L GAS Naturally Aspirated (VIN M)	
Heavy Duty	DP9671 ²⁹
Standard Duty	DP967
V8 6.2L DIESEL Naturally Aspirated (VIN J)	
Water Pump	DP1034
V8 7.4L GAS Naturally Aspirated (VIN W)	
Heavy Duty	DP1372 ²⁹
Standard Duty	DP1015
1987 Vans G Series	
V6 4.3L GAS Naturally Aspirated (VIN Z)	
Heavy Duty	DP9631 ²⁹
Standard Duty	DP963
V8 6.2L DIESEL Naturally Aspirated (VIN C)	
Water Pump	DP1034
V8 6.2L DIESEL Naturally Aspirated (VIN J)	
Water Pump	DP1034
1986 Astro	
V6 4.3L GAS Naturally Aspirated (VIN Z)	
Heavy Duty	DP9671 ²⁹
Standard Duty	DP967
1986 Blazer	
V8 5.0L GAS Naturally Aspirated (VIN H)	
Heavy Duty	DP9671 ²⁹
Standard Duty	DP967
V8 5.7L GAS Naturally Aspirated (VIN L)	
Heavy Duty	DP9671 ²⁹
Standard Duty	DP967
V8 6.2L DIESEL Naturally Aspirated (VIN C)	
Water Pump	DP1034
1986 C & K Series Pickups	
L6 4.8L GAS Naturally Aspirated (VIN T)	
Water Pump	DP1086
V6 4.3L GAS Naturally Aspirated (VIN N)	
Heavy Duty	DP9671 ²⁹
Standard Duty	DP967
V8 5.0L GAS Naturally Aspirated (VIN F)	
Heavy Duty	DP9671 ²⁹
Standard Duty	DP967

Chevrolet	
1986 C & K Series Pickups	
V8 5.0L GAS Naturally Aspirated (VIN H)	
Heavy Duty	DP9671 ²⁹
Standard Duty	DP967
V8 5.7L GAS Naturally Aspirated (VIN L)	
Heavy Duty	DP9671 ²⁹
Standard Duty	DP967
V8 5.7L GAS Naturally Aspirated (VIN M)	
Heavy Duty	DP9671 ²⁹
Standard Duty	DP967
V8 6.2L DIESEL Naturally Aspirated (VIN C)	
Water Pump	DP1034
V8 6.2L DIESEL Naturally Aspirated (VIN J)	
Water Pump	DP1034
V8 7.4L GAS Naturally Aspirated (VIN W)	
Heavy Duty	DP1372 ²⁹
Standard Duty	DP1015
1986 Camaro	
V6 2.8L GAS Naturally Aspirated (VIN S)	
Water Pump	DP1024
V8 5.0L GAS Naturally Aspirated (VIN F)	
Heavy Duty	DP9671 ²⁹
Standard Duty	DP967
V8 5.0L GAS Naturally Aspirated (VIN G)	
Heavy Duty	DP9671 ²⁹
Standard Duty	DP967
V8 5.0L GAS Naturally Aspirated (VIN H)	
Heavy Duty	DP9671 ²⁹
Standard Duty	DP967
1986 Caprice	
V6 4.3L GAS Naturally Aspirated (VIN Z)	
Heavy Duty	DP9671 ²⁹
Standard Duty	DP967
V8 5.7L GAS Naturally Aspirated (VIN 6)	
Heavy Duty	DP9671 ²⁹
Standard Duty	DP967
1986 Celebrity	
V6 2.8L GAS Naturally Aspirated (VIN W)	
Water Pump	DP1024
V6 2.8L GAS Naturally Aspirated (VIN X)	
Water Pump	DP1024
1986 Chevette	
L4 1.6L GAS Naturally Aspirated (VIN C)	
Water Pump	DP1085
1986 Corvette	
V8 5.7L GAS Naturally Aspirated (VIN 8)	
Water Pump	DP829
1986 El Camino	
V6 4.3L GAS Naturally Aspirated (VIN Z)	
Heavy Duty	DP9671 ²⁹
Standard Duty	DP967
V8 5.0L GAS Naturally Aspirated (VIN H)	
Heavy Duty	DP9671 ²⁹
Standard Duty	DP967
1986 Monte Carlo	
V6 3.8L GAS Naturally Aspirated (VIN A)	
Water Pump	DP843
V6 4.3L GAS Naturally Aspirated (VIN Z)	
Heavy Duty	DP9671 ²⁹
Standard Duty	DP967
V8 5.0L GAS Naturally Aspirated (VIN G)	
Heavy Duty	DP9671 ²⁹
Standard Duty	DP967
V8 5.0L GAS Naturally Aspirated (VIN H)	
Heavy Duty	DP9671 ²⁹
Standard Duty	DP967

Chevrolet		Chevrolet		Chevrolet	
1986 Nova		1985 Astro		1985 Caprice	
L4 1.6L GAS Naturally Aspirated (VIN 4)		V6 4.3L GAS Naturally Aspirated (VIN N)		V8 5.7L DIESEL Naturally Aspirated (VIN N)	
Water Pump	DP1461 ⁹	Heavy Duty	DP9671 ²⁹	Standard Duty, w/A.C., Distance from block mounting surface to pulley surface is 5.95"	DP995
1986 S10		1985 Blazer		w/o A.C., Distance from block mounting surface to pulley surface is 5.57"	
V6 2.8L GAS Naturally Aspirated (VIN R)		V8 5.0L GAS Naturally Aspirated (VIN H)		1985 Celebrity	
Water Pump	DP837	Heavy Duty	DP9671 ²⁹	V6 2.8L GAS Naturally Aspirated (VIN W)	
1986 S10 Blazer		Standard Duty	DP967	Water Pump	DP1024
V6 2.8L GAS Naturally Aspirated (VIN R)		V8 5.7L GAS Naturally Aspirated (VIN L)		V6 2.8L GAS Naturally Aspirated (VIN X)	
Water Pump	DP837	Heavy Duty	DP9671 ²⁹	Water Pump	DP1024
1986 Sprint		Standard Duty	DP967	1985 Chevette	
L3 1.0L GAS Naturally Aspirated (VIN 5)		V8 6.2L DIESEL Naturally Aspirated (VIN C)		L4 1.6L GAS Naturally Aspirated (VIN C)	
Water Pump	DP1027 ⁹	Water Pump	DP1034	Water Pump	DP1085
1986 Suburban		1985 C & K Series Pickups		1985 Citation II	
V8 5.0L GAS Naturally Aspirated (VIN F)		L6 4.8L GAS Naturally Aspirated (VIN T)		V6 2.8L GAS Naturally Aspirated (VIN W)	
Heavy Duty	DP9671 ²⁹	Water Pump	DP1086	Water Pump	DP1024
Standard Duty	DP967	V6 4.3L GAS Naturally Aspirated (VIN N)		V6 2.8L GAS Naturally Aspirated (VIN X)	
V8 5.0L GAS Naturally Aspirated (VIN H)		Heavy Duty	DP9671 ²⁹	Water Pump	DP1024
Heavy Duty	DP9671 ²⁹	Standard Duty	DP967	1985 Corvette	
Standard Duty	DP967	V8 5.0L GAS Naturally Aspirated (VIN F)		V8 5.7L GAS Naturally Aspirated (VIN 8)	
V8 5.7L GAS Naturally Aspirated (VIN M)		Heavy Duty	DP9671 ²⁹	Water Pump	DP829
Heavy Duty	DP9671 ²⁹	Standard Duty	DP967	1985 El Camino	
Standard Duty	DP967	V8 5.0L GAS Naturally Aspirated (VIN H)		V6 4.3L GAS Naturally Aspirated (VIN Z)	
V8 6.2L DIESEL Naturally Aspirated (VIN C)		Heavy Duty	DP9671 ²⁹	Heavy Duty	DP9671 ²⁹
Water Pump	DP1034	Standard Duty	DP967	Standard Duty	DP967
V8 6.2L DIESEL Naturally Aspirated (VIN J)		V8 5.7L GAS Naturally Aspirated (VIN L)		V8 5.0L GAS Naturally Aspirated (VIN H)	
Water Pump	DP1034	Heavy Duty	DP9671 ²⁹	Heavy Duty	DP9671 ²⁹
V8 7.4L GAS Naturally Aspirated (VIN W)		Standard Duty	DP967	Standard Duty	DP967
Heavy Duty	DP1372 ²⁹	V8 5.7L GAS Naturally Aspirated (VIN M)		1985 Impala	
Standard Duty	DP1015	Heavy Duty	DP9671 ²⁹	V6 3.8L GAS Naturally Aspirated (VIN A)	
1986 Van P Series		Standard Duty	DP967	Water Pump	DP843
L6 4.8L GAS Naturally Aspirated (VIN T)		V8 6.2L DIESEL Naturally Aspirated (VIN C)		V6 4.3L GAS Naturally Aspirated (VIN Z)	
Water Pump	DP1086	Water Pump	DP1034	Heavy Duty	DP9671 ²⁹
V8 5.7L GAS Naturally Aspirated (VIN M)		V8 6.2L DIESEL Naturally Aspirated (VIN J)		Standard Duty	DP967
Heavy Duty	DP9671 ²⁹	Water Pump	DP1034	V8 5.0L GAS Naturally Aspirated (VIN H)	
Standard Duty	DP967	V8 7.4L GAS Naturally Aspirated (VIN W)		Heavy Duty	DP9671 ²⁹
V8 6.2L DIESEL Naturally Aspirated (VIN J)		Heavy Duty	DP1372 ²⁹	Standard Duty	DP967
Water Pump	DP1034	Standard Duty	DP1015	V8 5.7L DIESEL Naturally Aspirated (VIN N)	
V8 7.4L GAS Naturally Aspirated (VIN W)		1985 Camaro		Heavy Duty, w/A.C., Distance from block mounting surface to pulley surface is 5.95"	
Heavy Duty	DP1372 ²⁹	V6 2.8L GAS Naturally Aspirated (VIN S)		Standard Duty, w/A.C., Distance from block mounting surface to pulley surface is 5.95"	
Standard Duty	DP1015	Water Pump	DP1024	w/o A.C., Distance from block mounting surface to pulley surface is 5.57"	
1986 Vans G Series		V8 5.0L GAS Naturally Aspirated (VIN F)		1985 Monte Carlo	
V6 4.3L GAS Naturally Aspirated (VIN N)		Heavy Duty	DP9671 ²⁹	V6 3.8L GAS Naturally Aspirated (VIN A)	
Heavy Duty	DP9671 ²⁹	Standard Duty	DP967	Water Pump	DP843
Standard Duty	DP967	V8 5.0L GAS Naturally Aspirated (VIN G)		V6 4.3L GAS Naturally Aspirated (VIN Z)	
V8 5.0L GAS Naturally Aspirated (VIN F)		Heavy Duty	DP9671 ²⁹	Heavy Duty	DP9671 ²⁹
Heavy Duty	DP9671 ²⁹	Standard Duty	DP967	Standard Duty	DP967
Standard Duty	DP967	V8 5.0L GAS Naturally Aspirated (VIN H)		V8 5.0L GAS Naturally Aspirated (VIN G)	
V8 5.0L GAS Naturally Aspirated (VIN H)		Heavy Duty	DP9671 ²⁹	Heavy Duty	DP9671 ²⁹
Heavy Duty	DP9671 ²⁹	Standard Duty	DP967	Standard Duty	DP967
Standard Duty	DP967	1985 Caprice		V8 5.0L GAS Naturally Aspirated (VIN H)	
V8 5.0L GAS Naturally Aspirated (VIN H)		V6 3.8L GAS Naturally Aspirated (VIN A)		Heavy Duty	DP9671 ²⁹
Heavy Duty	DP9671 ²⁹	Water Pump	DP843	Standard Duty	DP967
Standard Duty	DP967	V6 4.3L GAS Naturally Aspirated (VIN Z)		1985 Nova	
V8 5.7L GAS Naturally Aspirated (VIN L)		Heavy Duty	DP9671 ²⁹	L4 1.6L GAS Naturally Aspirated (VIN 4)	
Standard Duty	DP967	Standard Duty	DP967	Water Pump	DP1461 ⁹
V8 5.7L GAS Naturally Aspirated (VIN M)		V8 5.0L GAS Naturally Aspirated (VIN H)		1985 S10	
Heavy Duty	DP9671 ²⁹	Heavy Duty	DP9671 ²⁹	V6 2.8L GAS Naturally Aspirated (VIN B)	
Standard Duty	DP967	Standard Duty	DP967	Water Pump	DP837
V8 6.2L DIESEL Naturally Aspirated (VIN C)		V8 5.7L DIESEL Naturally Aspirated (VIN N)			
Water Pump	DP1034	Heavy Duty, w/A.C., Distance from block mounting surface to pulley surface is 5.95"	DP9951 ²⁹		
V8 6.2L DIESEL Naturally Aspirated (VIN J)					
Water Pump	DP1034				

Chevrolet	
1985 S10 Blazer	
V6 2.8L GAS Naturally Aspirated (VIN B)	
Water Pump	DP837
1985 Sprint	
L3 1.0L GAS Naturally Aspirated (VIN M)	
Water Pump	DP1027 ⁹
1985 Suburban	
V8 5.0L GAS Naturally Aspirated (VIN F)	
Heavy Duty	DP9671 ²⁹
Standard Duty	DP967
V8 5.0L GAS Naturally Aspirated (VIN H)	
Heavy Duty	DP9671 ²⁹
Standard Duty	DP967
V8 5.7L GAS Naturally Aspirated (VIN L)	
Heavy Duty	DP9671 ²⁹
Standard Duty	DP967
V8 5.7L GAS Naturally Aspirated (VIN M)	
Heavy Duty	DP9671 ²⁹
Standard Duty	DP967
V8 6.2L DIESEL Naturally Aspirated (VIN C)	
Water Pump	DP1034
V8 6.2L DIESEL Naturally Aspirated (VIN J)	
Water Pump	DP1034
V8 7.4L GAS Naturally Aspirated (VIN W)	
Heavy Duty	DP1372 ²⁹
Standard Duty	DP1015
1985 Van P Series	
L6 4.8L GAS Naturally Aspirated (VIN T)	
Water Pump	DP1086
V8 5.7L GAS Naturally Aspirated (VIN M)	
Heavy Duty	DP9671 ²⁹
Standard Duty	DP967
V8 6.2L DIESEL Naturally Aspirated (VIN J)	
Water Pump	DP1034
V8 7.4L GAS Naturally Aspirated (VIN W)	
Heavy Duty	DP1372 ²⁹
Standard Duty	DP1015
1985 Vans G Series	
V6 4.3L GAS Naturally Aspirated (VIN N)	
Heavy Duty	DP9671 ²⁹
Standard Duty	DP967
V8 5.0L GAS Naturally Aspirated (VIN F)	
Heavy Duty	DP9671 ²⁹
Standard Duty	DP967
V8 5.0L GAS Naturally Aspirated (VIN H)	
Heavy Duty	DP9671 ²⁹
Standard Duty	DP967
V8 5.7L GAS Naturally Aspirated (VIN L)	
Heavy Duty	DP9671 ²⁹
Standard Duty	DP967
V8 5.7L GAS Naturally Aspirated (VIN M)	
Heavy Duty	DP9671 ²⁹
Standard Duty	DP967
V8 6.2L DIESEL Naturally Aspirated (VIN C)	
Water Pump	DP1034
V8 6.2L DIESEL Naturally Aspirated (VIN J)	
Water Pump	DP1034
1984 Blazer	
V8 5.0L GAS Naturally Aspirated (VIN H)	
Heavy Duty	DP9671 ²⁹
Standard Duty	DP967
V8 5.7L GAS Naturally Aspirated (VIN L)	
Heavy Duty	DP9671 ²⁹

Chevrolet	
1984 Blazer	
V8 5.7L GAS Naturally Aspirated (VIN L)	
Standard Duty	DP967
V8 6.2L DIESEL Naturally Aspirated (VIN C)	
Water Pump	DP1034
1984 C & K Series Pickups	
L6 4.1L GAS Naturally Aspirated (VIN D)	
Water Pump	DP862
L6 4.8L GAS Naturally Aspirated (VIN T)	
Water Pump	DP1086
V8 5.0L GAS Naturally Aspirated (VIN F)	
Heavy Duty	DP9671 ²⁹
Standard Duty	DP967
V8 5.0L GAS Naturally Aspirated (VIN H)	
Heavy Duty	DP9671 ²⁹
Standard Duty	DP967
V8 5.7L GAS Naturally Aspirated (VIN L)	
Heavy Duty	DP9671 ²⁹
Standard Duty	DP967
V8 5.7L GAS Naturally Aspirated (VIN M)	
Heavy Duty	DP9671 ²⁹
Standard Duty	DP967
V8 6.2L DIESEL Naturally Aspirated (VIN C)	
Water Pump	DP1034
V8 6.2L DIESEL Naturally Aspirated (VIN J)	
Water Pump	DP1034
V8 7.4L GAS Naturally Aspirated (VIN W)	
Heavy Duty	DP1372 ²⁹
Standard Duty	DP1015
1984 Camaro	
L4 2.5L GAS Naturally Aspirated (VIN 2)	
Water Pump	DP862
V6 2.8L GAS Naturally Aspirated (VIN 1)	
Water Pump	DP837
1984 Celebrity	
V6 2.8L GAS Naturally Aspirated (VIN X)	
Water Pump	DP1024
V6 2.8L GAS Naturally Aspirated (VIN Z)	
Water Pump	DP1024
1984 Chevette	
L4 1.6L GAS Naturally Aspirated (VIN C)	
Water Pump	DP1085
1984 Citation II	
V6 2.8L GAS Naturally Aspirated (VIN X)	
Water Pump	DP1024
V6 2.8L GAS Naturally Aspirated (VIN Z)	
Water Pump	DP1024
1984 Corvette	
V8 5.7L GAS Naturally Aspirated (VIN 8)	
Water Pump	DP829
1984 El Camino	
V8 5.7L DIESEL Naturally Aspirated (VIN N)	
Heavy Duty	DP9951 ²⁹
Standard Duty	DP995
1984 S10	
V6 2.8L GAS Naturally Aspirated (VIN B)	
Water Pump	DP837
1984 S10 Blazer	
V6 2.8L GAS Naturally Aspirated (VIN B)	
Water Pump	DP837
1984 Suburban	
V8 5.0L GAS Naturally Aspirated (VIN F)	
Heavy Duty	DP9671 ²⁹
Standard Duty	DP967

Chevrolet	
1984 Suburban	
V8 5.0L GAS Naturally Aspirated (VIN H)	
Heavy Duty	DP9671 ²⁹
Standard Duty	DP967
V8 5.7L GAS Naturally Aspirated (VIN L)	
Heavy Duty	DP9671 ²⁹
Standard Duty	DP967
V8 5.7L GAS Naturally Aspirated (VIN M)	
Heavy Duty	DP9671 ²⁹
Standard Duty	DP967
V8 6.2L DIESEL Naturally Aspirated (VIN C)	
Water Pump	DP1034
V8 6.2L DIESEL Naturally Aspirated (VIN J)	
Water Pump	DP1034
V8 7.4L GAS Naturally Aspirated (VIN W)	
Heavy Duty	DP1372 ²⁹
Standard Duty	DP1015
1984 Van P Series	
L6 4.8L GAS Naturally Aspirated (VIN T)	
Water Pump	DP1086
V8 5.7L GAS Naturally Aspirated (VIN M)	
Heavy Duty	DP9671 ²⁹
Standard Duty	DP967
V8 6.2L DIESEL Naturally Aspirated (VIN J)	
Water Pump	DP1034
V8 7.4L GAS Naturally Aspirated (VIN W)	
Heavy Duty	DP1372 ²⁹
Standard Duty	DP1015
1984 Vans G Series	
L6 4.1L GAS Naturally Aspirated (VIN D)	
Water Pump	DP862
V8 5.0L GAS Naturally Aspirated (VIN F)	
Heavy Duty	DP9671 ²⁹
Standard Duty	DP967
V8 5.0L GAS Naturally Aspirated (VIN H)	
Heavy Duty	DP9671 ²⁹
Standard Duty	DP967
V8 5.7L GAS Naturally Aspirated (VIN L)	
Heavy Duty	DP9671 ²⁹
Standard Duty	DP967
V8 5.7L GAS Naturally Aspirated (VIN M)	
Heavy Duty	DP9671 ²⁹
Standard Duty	DP967
V8 6.2L DIESEL Naturally Aspirated (VIN C)	
Water Pump	DP1034
V8 6.2L DIESEL Naturally Aspirated (VIN J)	
Water Pump	DP1034
1983 Blazer	
V8 5.0L GAS Naturally Aspirated (VIN H)	
Heavy Duty	DP9671 ²⁹
Standard Duty	DP967
V8 5.7L GAS Naturally Aspirated (VIN L)	
Heavy Duty	DP9671 ²⁹
Standard Duty	DP967
V8 6.2L DIESEL Naturally Aspirated (VIN C)	
Water Pump	DP1034
1983 C & K Series Pickups	
L6 4.1L GAS Naturally Aspirated (VIN D)	
Water Pump	DP862
L6 4.8L GAS Naturally Aspirated (VIN T)	
Water Pump	DP1086

Chevrolet 1983 C & K Series Pickups		Chevrolet 1983 Suburban		Chevrolet 1982 C & K Series Pickups	
V8 5.0L GAS Naturally Aspirated (VIN F)		V8 7.4L GAS Naturally Aspirated (VIN W)		V8 5.7L GAS Naturally Aspirated (VIN M)	
Heavy Duty	DP9671 ²⁹	Heavy Duty	DP1372 ²⁹	Standard Duty	DP967
Standard Duty	DP967	Standard Duty	DP1015	V8 6.2L DIESEL Naturally Aspirated (VIN C)	
V8 5.0L GAS Naturally Aspirated (VIN H)		1983 Van P Series		Water Pump DP1034	
Heavy Duty	DP9671 ²⁹	L6 4.8L GAS Naturally Aspirated (VIN T)		V8 6.2L DIESEL Naturally Aspirated (VIN J)	
Standard Duty	DP967	Water Pump DP1086		Water Pump DP1034	
V8 5.7L GAS Naturally Aspirated (VIN L)		V8 5.7L GAS Naturally Aspirated (VIN M)		V8 7.4L GAS Naturally Aspirated (VIN W)	
Heavy Duty	DP9671 ²⁹	Heavy Duty	DP9671 ²⁹	Heavy Duty	DP1372 ²⁹
Standard Duty	DP967	Standard Duty	DP967	Standard Duty	DP1015
V8 5.7L GAS Naturally Aspirated (VIN M)		V8 6.2L DIESEL Naturally Aspirated (VIN J)		1982 Camaro	
Heavy Duty	DP9671 ²⁹	Water Pump	DP1034	L4 2.5L GAS Naturally Aspirated (VIN 2)	
Standard Duty	DP967	V8 7.4L GAS Naturally Aspirated (VIN W)		Water Pump DP862	
V8 6.2L DIESEL Naturally Aspirated (VIN C)		Heavy Duty	DP1372 ²⁹	V6 2.8L GAS Naturally Aspirated (VIN 1)	
Water Pump	DP1034	Standard Duty	DP1015	Water Pump DP837	
V8 6.2L DIESEL Naturally Aspirated (VIN J)		1983 Vans G Series		1982 Celebrity	
Water Pump	DP1034	L6 4.1L GAS Naturally Aspirated (VIN D)		V6 2.8L GAS Naturally Aspirated (VIN X)	
V8 7.4L GAS Naturally Aspirated (VIN W)		Water Pump	DP862	Water Pump DP1024	
Heavy Duty	DP1372 ²⁹	V8 5.0L GAS Naturally Aspirated (VIN F)		1982 Chevette	
Standard Duty	DP1015	Heavy Duty	DP9671 ²⁹	L4 1.6L GAS Naturally Aspirated (VIN C)	
1983 Camaro		Standard Duty	DP967	Water Pump DP1085	
L4 2.5L GAS Naturally Aspirated (VIN 2)		V8 5.0L GAS Naturally Aspirated (VIN H)		1982 Citation	
Water Pump	DP862	Heavy Duty	DP9671 ²⁹	V6 2.8L GAS Naturally Aspirated (VIN X)	
V6 2.8L GAS Naturally Aspirated (VIN 1)		Standard Duty	DP967	Water Pump DP1024	
Water Pump	DP837	V8 5.7L GAS Naturally Aspirated (VIN L)		V6 2.8L GAS Naturally Aspirated (VIN Z)	
1983 Celebrity		Heavy Duty	DP9671 ²⁹	Water Pump DP1024	
V6 2.8L GAS Naturally Aspirated (VIN X)		Standard Duty	DP967	1982 Corvette	
Water Pump	DP1024	V8 5.7L GAS Naturally Aspirated (VIN M)		V8 5.7L GAS Naturally Aspirated (VIN 8)	
1983 Chevette		Heavy Duty	DP9671 ²⁹	Heavy Duty	DP8191 ²⁹
L4 1.6L GAS Naturally Aspirated (VIN C)		Standard Duty	DP967	Standard Duty	DP819
Water Pump	DP1085	V8 6.2L DIESEL Naturally Aspirated (VIN C)		1982 LUV	
1983 Citation		Water Pump	DP1034	L4 2.2L DIESEL Naturally Aspirated (VIN S)	
V6 2.8L GAS Naturally Aspirated (VIN X)		V8 6.2L DIESEL Naturally Aspirated (VIN J)		Water Pump DP1084 ⁹	
Water Pump	DP1024	Water Pump	DP1034	1982 S10	
V6 2.8L GAS Naturally Aspirated (VIN Z)		1982 Blazer		V6 2.8L GAS Naturally Aspirated (VIN B)	
Water Pump	DP1024	L6 4.1L GAS Naturally Aspirated (VIN D)		Water Pump DP837	
1983 El Camino		Water Pump	DP862	1982 Suburban	
V8 5.7L DIESEL Naturally Aspirated (VIN N)		V8 5.0L GAS Naturally Aspirated (VIN F)		L6 4.8L GAS Naturally Aspirated (VIN T)	
Heavy Duty	DP9951 ²⁹	Heavy Duty	DP9671 ²⁹	Water Pump DP1086	
Standard Duty	DP995	Standard Duty	DP967	V8 5.0L GAS Naturally Aspirated (VIN F)	
1983 S10		V8 5.0L GAS Naturally Aspirated (VIN H)		Heavy Duty DP9671 ²⁹	
V6 2.8L GAS Naturally Aspirated (VIN B)		Heavy Duty	DP9671 ²⁹	Standard Duty DP967	
Water Pump	DP837	Standard Duty	DP967	V8 5.0L GAS Naturally Aspirated (VIN H)	
1983 S10 Blazer		V8 5.7L GAS Naturally Aspirated (VIN L)		Heavy Duty DP9671 ²⁹	
V6 2.8L GAS Naturally Aspirated (VIN B)		Heavy Duty	DP9671 ²⁹	Standard Duty DP967	
Water Pump	DP837	Standard Duty	DP967	V8 5.7L GAS Naturally Aspirated (VIN L)	
1983 Suburban		V8 6.2L DIESEL Naturally Aspirated (VIN C)		Heavy Duty DP9671 ²⁹	
V8 5.0L GAS Naturally Aspirated (VIN F)		Water Pump	DP1034	Standard Duty DP967	
Heavy Duty	DP9671 ²⁹	1982 C & K Series Pickups		V8 5.7L GAS Naturally Aspirated (VIN M)	
Standard Duty	DP967	L6 4.1L GAS Naturally Aspirated (VIN D)		Heavy Duty DP9671 ²⁹	
V8 5.0L GAS Naturally Aspirated (VIN H)		Water Pump	DP862	Standard Duty DP967	
Heavy Duty	DP9671 ²⁹	L6 4.8L GAS Naturally Aspirated (VIN T)		V8 6.2L DIESEL Naturally Aspirated (VIN C)	
Standard Duty	DP967	Water Pump	DP1086	Water Pump DP1034	
V8 5.7L GAS Naturally Aspirated (VIN L)		V8 5.0L GAS Naturally Aspirated (VIN F)		V8 6.2L DIESEL Naturally Aspirated (VIN J)	
Heavy Duty	DP9671 ²⁹	Heavy Duty	DP9671 ²⁹	Water Pump DP1034	
Standard Duty	DP967	Standard Duty	DP967	V8 7.4L GAS Naturally Aspirated (VIN W)	
V8 5.7L GAS Naturally Aspirated (VIN M)		Heavy Duty	DP9671 ²⁹	Heavy Duty	DP1372 ²⁹
Heavy Duty	DP9671 ²⁹	Standard Duty	DP967	Standard Duty	DP1015
Standard Duty	DP967	V8 5.0L GAS Naturally Aspirated (VIN M)		1982 Van P Series	
V8 6.2L DIESEL Naturally Aspirated (VIN C)		Water Pump	DP1034	L6 4.8L GAS Naturally Aspirated (VIN T)	
Water Pump	DP1034	1982 C & K Series Pickups		Water Pump DP1086	
V8 6.2L DIESEL Naturally Aspirated (VIN J)		L6 4.1L GAS Naturally Aspirated (VIN D)		V8 5.7L GAS Naturally Aspirated (VIN M)	
Water Pump	DP1034	Water Pump	DP862	Heavy Duty DP9671 ²⁹	
		L6 4.8L GAS Naturally Aspirated (VIN T)			
		Water Pump DP1086			
		V8 5.0L GAS Naturally Aspirated (VIN F)			
		Heavy Duty DP9671 ²⁹			
		Standard Duty DP967			
		V8 5.0L GAS Naturally Aspirated (VIN H)			
		Heavy Duty DP9671 ²⁹			
		Standard Duty DP967			
		V8 5.7L GAS Naturally Aspirated (VIN L)			
		Heavy Duty DP9671 ²⁹			
		Standard Duty DP967			
		V8 5.7L GAS Naturally Aspirated (VIN M)			
		Heavy Duty DP9671 ²⁹			

Chevrolet	
1982 Van P Series	
V8 5.7L GAS Naturally Aspirated (VIN M)	
Standard Duty	DP967
V8 6.2L DIESEL Naturally Aspirated (VIN J)	
Water Pump	DP1034
V8 7.4L GAS Naturally Aspirated (VIN W)	
Heavy Duty	DP1372 ²⁹
Standard Duty	DP1015
1982 Vans G Series	
L6 4.1L GAS Naturally Aspirated (VIN D)	
Water Pump	DP862
V8 5.0L GAS Naturally Aspirated (VIN F)	
Heavy Duty	DP9671 ²⁹
Standard Duty	DP967
V8 5.0L GAS Naturally Aspirated (VIN H)	
Heavy Duty	DP9671 ²⁹
Standard Duty	DP967
V8 5.7L GAS Naturally Aspirated (VIN L)	
Heavy Duty	DP9671 ²⁹
Standard Duty	DP967
V8 5.7L GAS Naturally Aspirated (VIN M)	
Heavy Duty	DP9671 ²⁹
Standard Duty	DP967
1981 Bel Air	
V8 4.4L GAS Naturally Aspirated (VIN J)	
Heavy Duty	DP9671 ²⁹
Standard Duty	DP967
V8 5.0L GAS Naturally Aspirated (VIN H)	
Heavy Duty	DP9671 ²⁹
Standard Duty	DP967
1981 Blazer	
L6 4.1L GAS Naturally Aspirated (VIN D)	
Water Pump	DP862
V8 5.0L GAS Naturally Aspirated (VIN F)	
Heavy Duty	DP9671 ²⁹
Standard Duty	DP967
V8 5.0L GAS Naturally Aspirated (VIN G)	
Heavy Duty	DP9671 ²⁹
Standard Duty	DP967
V8 5.0L GAS Naturally Aspirated (VIN H)	
Heavy Duty	DP9671 ²⁹
Standard Duty	DP967
V8 5.7L GAS Naturally Aspirated (VIN L)	
Heavy Duty	DP9671 ²⁹
Standard Duty	DP967
1981 C & K Series Pickups	
L6 4.1L GAS Naturally Aspirated (VIN D)	
Water Pump	DP862
L6 4.8L GAS Naturally Aspirated (VIN T)	
Water Pump	DP1086
V8 5.0L GAS Naturally Aspirated (VIN H)	
Heavy Duty	DP9671 ²⁹
Standard Duty	DP967
V8 5.7L GAS Naturally Aspirated (VIN L)	
Heavy Duty	DP9671 ²⁹
Standard Duty	DP967
V8 5.7L GAS Naturally Aspirated (VIN M)	
Heavy Duty	DP9671 ²⁹
Standard Duty	DP967
V8 7.4L GAS Naturally Aspirated (VIN W)	
Heavy Duty	DP1372 ²⁹
Standard Duty	DP1015
1981 Chevette	
L4 1.6L GAS Naturally Aspirated (VIN 9)	
Water Pump	DP1085

Chevrolet	
1981 Citation	
V6 2.8L GAS Naturally Aspirated (VIN X)	
Water Pump	DP1024
V6 2.8L GAS Naturally Aspirated (VIN Z)	
Water Pump	DP1024
1981 Corvette	
V8 5.7L GAS Naturally Aspirated (VIN 6)	
Heavy Duty	DP8191 ²⁹
Standard Duty	DP819
1981 Suburban	
L6 4.8L GAS Naturally Aspirated (VIN T)	
Water Pump	DP1086
V8 5.0L GAS Naturally Aspirated (VIN H)	
Heavy Duty	DP9671 ²⁹
Standard Duty	DP967
V8 5.7L GAS Naturally Aspirated (VIN L)	
Heavy Duty	DP9671 ²⁹
Standard Duty	DP967
V8 5.7L GAS Naturally Aspirated (VIN M)	
Heavy Duty	DP9671 ²⁹
Standard Duty	DP967
V8 7.4L GAS Naturally Aspirated (VIN W)	
Heavy Duty	DP1372 ²⁹
Standard Duty	DP1015
1981 Van P Series	
L6 4.8L GAS Naturally Aspirated (VIN T)	
Water Pump	DP1086
V8 5.7L GAS Naturally Aspirated (VIN M)	
Heavy Duty	DP9671 ²⁹
Standard Duty	DP967
V8 7.4L GAS Naturally Aspirated (VIN W)	
Heavy Duty	DP1372 ²⁹
Standard Duty	DP1015
1981 Vans G Series	
L6 4.1L GAS Naturally Aspirated (VIN D)	
Water Pump	DP862
V8 5.0L GAS Naturally Aspirated (VIN F)	
Heavy Duty	DP9671 ²⁹
Standard Duty	DP967
V8 5.0L GAS Naturally Aspirated (VIN G)	
Heavy Duty	DP9671 ²⁹
Standard Duty	DP967
V8 5.0L GAS Naturally Aspirated (VIN H)	
Heavy Duty	DP9671 ²⁹
Standard Duty	DP967
V8 5.0L GAS Naturally Aspirated (VIN L)	
Heavy Duty	DP9671 ²⁹
Standard Duty	DP967
V8 5.7L GAS Naturally Aspirated (VIN M)	
Heavy Duty	DP9671 ²⁹
Standard Duty	DP967
1980 Blazer	
L6 4.1L GAS Naturally Aspirated (VIN D)	
Water Pump	DP862
V8 5.0L GAS Naturally Aspirated (VIN G)	
Heavy Duty	DP9671 ²⁹
Standard Duty	DP967
V8 5.7L GAS Naturally Aspirated (VIN L)	
Heavy Duty	DP9671 ²⁹
Standard Duty	DP967
1980 C & K Series Pickups	
L6 4.1L GAS Naturally Aspirated (VIN D)	
Water Pump	DP862
L6 4.8L GAS Naturally Aspirated (VIN T)	
Water Pump	DP1086
V8 5.0L GAS Naturally Aspirated (VIN G)	
Heavy Duty	DP9671 ²⁹

Chevrolet	
1980 C & K Series Pickups	
V8 5.0L GAS Naturally Aspirated (VIN G)	
Standard Duty	DP967
V8 5.7L GAS Naturally Aspirated (VIN L)	
Heavy Duty	DP9671 ²⁹
Standard Duty	DP967
V8 5.7L GAS Naturally Aspirated (VIN M)	
Heavy Duty	DP9671 ²⁹
Standard Duty	DP967
V8 5.7L GAS Naturally Aspirated (VIN P)	
Heavy Duty	DP9671 ²⁹
Standard Duty	DP967
V8 6.6L GAS Naturally Aspirated (VIN R)	
Heavy Duty	DP9671 ²⁹
Standard Duty	DP967
V8 6.6L GAS Naturally Aspirated (VIN X)	
Heavy Duty	DP9671 ²⁹
Standard Duty	DP967
V8 7.4L GAS Naturally Aspirated (VIN S)	
Heavy Duty	DP1372 ²⁹
Standard Duty	DP1015
V8 7.4L GAS Naturally Aspirated (VIN W)	
Heavy Duty	DP1372 ²⁹
Standard Duty	DP1015
1980 Chevette	
L4 1.6L GAS Naturally Aspirated (VIN 0)	
Water Pump	DP1085
L4 1.6L GAS Naturally Aspirated (VIN 9)	
Water Pump	DP1085
1980 Citation	
V6 2.8L GAS Naturally Aspirated (VIN 7)	
Water Pump	DP1024
1980 Corvette	
V8 5.0L GAS Naturally Aspirated (VIN H)	
Heavy Duty	DP8191 ²⁹
Standard Duty	DP819
V8 5.7L GAS Naturally Aspirated (VIN 6)	
Heavy Duty	DP8191 ²⁹
Standard Duty	DP819
V8 5.7L GAS Naturally Aspirated (VIN 8)	
Heavy Duty	DP8191 ²⁹
Standard Duty	DP819
1980 Monza	
L4 2.5L GAS Naturally Aspirated (VIN V)	
Water Pump	DP862
V6 3.8L GAS Naturally Aspirated (VIN A)	
Water Pump	DP843
1980 Suburban	
L6 4.1L GAS Naturally Aspirated (VIN D)	
Water Pump	DP862
L6 4.8L GAS Naturally Aspirated (VIN T)	
Water Pump	DP1086
V8 5.0L GAS Naturally Aspirated (VIN G)	
Heavy Duty	DP9671 ²⁹
Standard Duty	DP967
V8 5.7L GAS Naturally Aspirated (VIN L)	
Heavy Duty	DP9671 ²⁹
Standard Duty	DP967
V8 5.7L GAS Naturally Aspirated (VIN M)	
Heavy Duty	DP9671 ²⁹
Standard Duty	DP967
V8 5.7L GAS Naturally Aspirated (VIN P)	
Heavy Duty	DP9671 ²⁹
Standard Duty	DP967
V8 6.6L GAS Naturally Aspirated (VIN R)	
Heavy Duty	DP9671 ²⁹
Standard Duty	DP967

Chevrolet		Chevrolet		Chevrolet	
1980 Suburban		1979 C & K Series Pickups		1979 Suburban	
V8 6.6L GAS Naturally Aspirated (VIN X)		V8 5.0L GAS Naturally Aspirated (VIN U)		L6 4.1L GAS Naturally Aspirated (VIN D)	
Heavy Duty	DP9671 ²⁹	Standard Duty	DP967	Water Pump	DP862
Standard Duty	DP967	V8 5.7L GAS Naturally Aspirated (VIN L)		L6 4.8L GAS Naturally Aspirated (VIN T)	
V8 7.4L GAS Naturally Aspirated (VIN S)		Heavy Duty	DP9671 ²⁹	Water Pump	DP1086
Heavy Duty	DP1372 ²⁹	Standard Duty	DP967	V8 5.0L GAS Naturally Aspirated (VIN U)	
Standard Duty	DP1015	V8 6.6L GAS Naturally Aspirated (VIN R)		Heavy Duty	DP9671 ²⁹
V8 7.4L GAS Naturally Aspirated (VIN W)		Heavy Duty	DP9671 ²⁹	Standard Duty	DP967
Heavy Duty	DP1372 ²⁹	Standard Duty	DP967	V8 5.7L GAS Naturally Aspirated (VIN L)	
Standard Duty	DP1015	V8 7.4L GAS Naturally Aspirated (VIN S)		Heavy Duty	DP9671 ²⁹
1980 Van P Series		Heavy Duty	DP1372 ²⁹	Standard Duty	DP967
L6 4.8L GAS Naturally Aspirated (VIN T)		Standard Duty	DP1015	V8 6.6L GAS Naturally Aspirated (VIN R)	
Water Pump	DP1086	1979 Camaro		Heavy Duty	DP9671 ²⁹
V8 5.7L GAS Naturally Aspirated (VIN L)		L6 4.1L GAS Naturally Aspirated (VIN D)		Standard Duty	DP967
Heavy Duty	DP9671 ²⁹	Water Pump	DP862	V8 7.4L GAS Naturally Aspirated (VIN S)	
Standard Duty	DP967	1979 Caprice		Heavy Duty	DP1372 ²⁹
V8 5.7L GAS Naturally Aspirated (VIN M)		L6 4.1L GAS Naturally Aspirated (VIN D)		Standard Duty	DP1015
Heavy Duty	DP9671 ²⁹	Water Pump	DP862	1979 Van P Series	
Standard Duty	DP967	1979 Chevette		L6 4.1L GAS Naturally Aspirated (VIN D)	
V8 7.4L GAS Naturally Aspirated (VIN S)		L4 1.6L GAS Naturally Aspirated (VIN O)		Water Pump	DP862
Heavy Duty	DP1372 ²⁹	Water Pump	DP1085	L6 4.8L GAS Naturally Aspirated (VIN T)	
Standard Duty	DP1015	L4 1.6L GAS Naturally Aspirated (VIN E)		Water Pump	DP1086
V8 7.4L GAS Naturally Aspirated (VIN W)		Water Pump	DP1085	V8 5.0L GAS Naturally Aspirated (VIN U)	
Heavy Duty	DP1372 ²⁹	1979 Corvette		Heavy Duty	DP9671 ²⁹
Standard Duty	DP1015	V8 5.7L GAS Naturally Aspirated (VIN 4)		Standard Duty	DP967
1980 Vans G Series		Heavy Duty	DP8191 ²⁹	V8 5.7L GAS Naturally Aspirated (VIN L)	
L6 4.1L GAS Naturally Aspirated (VIN D)		Standard Duty	DP819	Heavy Duty	DP9671 ²⁹
Water Pump	DP862	V8 5.7L GAS Naturally Aspirated (VIN 8)		Standard Duty	DP967
L6 4.8L GAS Naturally Aspirated (VIN T)		Heavy Duty	DP8191 ²⁹	V8 7.4L GAS Naturally Aspirated (VIN S)	
Water Pump	DP1086	Standard Duty	DP819	Heavy Duty	DP1372 ²⁹
V8 5.0L GAS Naturally Aspirated (VIN G)		V8 5.7L GAS Naturally Aspirated (VIN L)		Standard Duty	DP1015
Heavy Duty	DP9671 ²⁹	Heavy Duty	DP8191 ²⁹	1979 Vans G Series	
Standard Duty	DP967	Standard Duty	DP819	L6 4.1L GAS Naturally Aspirated (VIN D)	
V8 5.7L GAS Naturally Aspirated (VIN L)		1979 El Camino		Water Pump	DP862
Heavy Duty	DP9671 ²⁹	V6 3.8L GAS Naturally Aspirated (VIN 2)		V8 5.0L GAS Naturally Aspirated (VIN U)	
Standard Duty	DP967	Water Pump	DP843	Heavy Duty	DP9671 ²⁹
V8 5.7L GAS Naturally Aspirated (VIN M)		V6 3.8L GAS Naturally Aspirated (VIN A)		Standard Duty	DP967
Heavy Duty	DP9671 ²⁹	Water Pump	DP843	V8 5.7L GAS Naturally Aspirated (VIN L)	
Standard Duty	DP967	1979 Impala		Heavy Duty	DP9671 ²⁹
V8 5.7L GAS Naturally Aspirated (VIN P)		L6 4.1L GAS Naturally Aspirated (VIN D)		Standard Duty	DP967
Heavy Duty	DP9671 ²⁹	Water Pump	DP862	V8 6.6L GAS Naturally Aspirated (VIN R)	
Standard Duty	DP967	1979 Malibu		Heavy Duty	DP9671 ²⁹
V8 6.6L GAS Naturally Aspirated (VIN R)		V6 3.8L GAS Naturally Aspirated (VIN 2)		Standard Duty	DP967
Heavy Duty	DP9671 ²⁹	Water Pump	DP843	1978 Blazer	
Standard Duty	DP967	V6 3.8L GAS Naturally Aspirated (VIN A)		L6 4.1L GAS Naturally Aspirated (VIN D)	
V8 6.6L GAS Naturally Aspirated (VIN X)		Water Pump	DP843	Water Pump	DP862
Heavy Duty	DP9671 ²⁹	1979 Monte Carlo		V8 5.0L GAS Naturally Aspirated (VIN U)	
Standard Duty	DP967	V6 3.8L GAS Naturally Aspirated (VIN 2)		Heavy Duty	DP9671 ²⁹
1979 Blazer		Water Pump	DP843	Standard Duty	DP967
L6 4.1L GAS Naturally Aspirated (VIN D)		V6 3.8L GAS Naturally Aspirated (VIN A)		V8 5.7L GAS Naturally Aspirated (VIN L)	
Water Pump	DP862	Water Pump	DP843	Heavy Duty	DP9671 ²⁹
V8 5.0L GAS Naturally Aspirated (VIN U)		1979 Monza		Standard Duty	DP967
Heavy Duty	DP9671 ²⁹	L4 2.5L GAS Naturally Aspirated (VIN 1)		V8 6.6L GAS Naturally Aspirated (VIN R)	
Standard Duty	DP967	Water Pump	DP862	Heavy Duty	DP9671 ²⁹
V8 5.7L GAS Naturally Aspirated (VIN L)		L4 2.5L GAS Naturally Aspirated (VIN 9)		Standard Duty	DP967
Heavy Duty	DP9671 ²⁹	Water Pump	DP862	V8 7.4L GAS Naturally Aspirated (VIN S)	
Standard Duty	DP967	L4 2.5L GAS Naturally Aspirated (VIN V)		Heavy Duty	DP1372 ²⁹
V8 6.6L GAS Naturally Aspirated (VIN R)		Water Pump	DP862	Standard Duty	DP1015
Heavy Duty	DP9671 ²⁹	V6 3.2L GAS Naturally Aspirated (VIN C)		1978 C & K Series Pickups	
Standard Duty	DP967	Water Pump	DP843	L6 4.1L GAS Naturally Aspirated (VIN D)	
1979 C & K Series Pickups		V6 3.8L GAS Naturally Aspirated (VIN 2)		Water Pump	DP862
L6 4.1L GAS Naturally Aspirated (VIN D)		Water Pump	DP843	L6 4.8L GAS Naturally Aspirated (VIN T)	
Water Pump	DP862	V6 3.8L GAS Naturally Aspirated (VIN A)		Water Pump	DP1086
L6 4.8L GAS Naturally Aspirated (VIN T)		Water Pump	DP843	V8 5.0L GAS Naturally Aspirated (VIN U)	
Water Pump	DP1086	1979 Nova		Heavy Duty	DP9671 ²⁹
V8 5.0L GAS Naturally Aspirated (VIN U)		L6 4.1L GAS Naturally Aspirated (VIN D)		Standard Duty	DP967
Heavy Duty	DP9671 ²⁹	Water Pump	DP862		

Chevrolet	
1978 C & K Series Pickups	
V8 5.7L GAS Naturally Aspirated (VIN L)	
Heavy Duty	DP9671 ²⁹
Standard Duty	DP967
V8 6.6L GAS Naturally Aspirated (VIN R)	
Heavy Duty	DP9671 ²⁹
Standard Duty	DP967
V8 7.4L GAS Naturally Aspirated (VIN S)	
Heavy Duty	DP1372 ²⁹
Standard Duty	DP1015
1978 Camaro	
L6 4.1L GAS Naturally Aspirated (VIN D)	
Water Pump	DP862
1978 Caprice	
L6 4.1L GAS Naturally Aspirated (VIN D)	
Water Pump	DP862
1978 Chevette	
L4 1.6L GAS Naturally Aspirated (VIN E)	
Water Pump	DP1085
L4 1.6L GAS Naturally Aspirated (VIN J)	
Water Pump	DP1085
1978 Corvette	
V8 5.7L GAS Naturally Aspirated (VIN 4)	
Heavy Duty	DP8191 ²⁹
Standard Duty	DP819
V8 5.7L GAS Naturally Aspirated (VIN L)	
Heavy Duty	DP8191 ²⁹
Standard Duty	DP819
1978 El Camino	
V6 3.8L GAS Naturally Aspirated (VIN A)	
Water Pump	DP843
1978 Impala	
L6 4.1L GAS Naturally Aspirated (VIN D)	
Water Pump	DP862
1978 Malibu	
V6 3.8L GAS Naturally Aspirated (VIN A)	
Water Pump	DP843
1978 Monte Carlo	
V6 3.8L GAS Naturally Aspirated (VIN A)	
Water Pump	DP843
1978 Monza	
L4 2.5L GAS Naturally Aspirated (VIN 1)	
Water Pump	DP862
L4 2.5L GAS Naturally Aspirated (VIN V)	
Water Pump	DP862
V6 3.2L GAS Naturally Aspirated (VIN C)	
Water Pump	DP843
V6 3.8L GAS Naturally Aspirated (VIN A)	
Water Pump	DP843
1978 Nova	
L6 4.1L GAS Naturally Aspirated (VIN D)	
Water Pump	DP862
1978 Suburban	
L6 4.1L GAS Naturally Aspirated (VIN D)	
Water Pump	DP862
L6 4.8L GAS Naturally Aspirated (VIN T)	
Water Pump	DP1086
V8 5.0L GAS Naturally Aspirated (VIN U)	
Heavy Duty	DP9671 ²⁹
Standard Duty	DP967
V8 5.7L GAS Naturally Aspirated (VIN L)	
Heavy Duty	DP9671 ²⁹
Standard Duty	DP967
V8 6.6L GAS Naturally Aspirated (VIN R)	
Heavy Duty	DP9671 ²⁹
Standard Duty	DP967
V8 7.4L GAS Naturally Aspirated (VIN S)	
Heavy Duty	DP1372 ²⁹
Standard Duty	DP1015

Chevrolet	
1978 Suburban	
V8 7.4L GAS Naturally Aspirated (VIN S)	
Standard Duty	DP1015
1978 Van P Series	
L6 4.8L GAS Naturally Aspirated (VIN T)	
Water Pump	DP1086
V8 5.7L GAS Naturally Aspirated (VIN L)	
Heavy Duty	DP9671 ²⁹
Standard Duty	DP967
V8 7.4L GAS Naturally Aspirated (VIN S)	
Heavy Duty	DP1372 ²⁹
Standard Duty	DP1015
1978 Vans G Series	
L6 4.1L GAS Naturally Aspirated (VIN D)	
Water Pump	DP862
L6 4.8L GAS Naturally Aspirated (VIN T)	
Water Pump	DP1086
V8 5.0L GAS Naturally Aspirated (VIN U)	
Heavy Duty	DP9671 ²⁹
Standard Duty	DP967
V8 5.7L GAS Naturally Aspirated (VIN L)	
Heavy Duty	DP9671 ²⁹
Standard Duty	DP967
V8 6.6L GAS Naturally Aspirated (VIN R)	
Heavy Duty	DP9671 ²⁹
Standard Duty	DP967
1977 Blazer	
L6 4.1L GAS Naturally Aspirated (VIN D)	
Water Pump	DP1096
V8 5.0L GAS Naturally Aspirated (VIN U)	
Heavy Duty	DP9671 ²⁹
Standard Duty	DP967
V8 5.7L GAS Naturally Aspirated (VIN L)	
Heavy Duty	DP9671 ²⁹
Standard Duty	DP967
V8 6.6L GAS Naturally Aspirated (VIN R)	
Heavy Duty	DP9671 ²⁹
Standard Duty	DP967
V8 7.4L GAS Naturally Aspirated (VIN S)	
Heavy Duty	DP1372 ²⁹
Standard Duty	DP1015
1977 C & K Series Pickups	
L6 4.1L GAS Naturally Aspirated (VIN D)	
Water Pump	DP1096
V8 5.0L GAS Naturally Aspirated (VIN U)	
Heavy Duty	DP9671 ²⁹
Standard Duty	DP967
V8 5.7L GAS Naturally Aspirated (VIN L)	
Heavy Duty	DP9671 ²⁹
Standard Duty	DP967
V8 6.6L GAS Naturally Aspirated (VIN R)	
Heavy Duty	DP9671 ²⁹
Standard Duty	DP967
V8 7.4L GAS Naturally Aspirated (VIN S)	
Heavy Duty	DP1372 ²⁹
Standard Duty	DP1015
1977 Camaro	
L6 4.1L GAS Naturally Aspirated (VIN D)	
Water Pump	DP862
1977 Caprice	
L6 4.1L GAS Naturally Aspirated (VIN D)	
Water Pump	DP862
1977 Chevette	
L4 1.4L GAS Naturally Aspirated (VIN I)	
Water Pump	DP1085
L4 1.6L GAS Naturally Aspirated (VIN E)	
Water Pump	DP1085

Chevrolet	
1977 Corvette	
V8 5.7L GAS Naturally Aspirated (VIN L)	
Heavy Duty	DP8191 ²⁹
Standard Duty	DP819
V8 5.7L GAS Naturally Aspirated (VIN X)	
Heavy Duty	DP8191 ²⁹
Standard Duty	DP819
1977 El Camino	
L6 4.1L GAS Naturally Aspirated (VIN D)	
Water Pump	DP862
1977 Impala	
L6 4.1L GAS Naturally Aspirated (VIN D)	
Water Pump	DP862
1977 Malibu	
L6 4.1L GAS Naturally Aspirated (VIN D)	
Water Pump	DP862
1977 Nova	
L6 4.1L GAS Naturally Aspirated (VIN D)	
Water Pump	DP862
1977 Suburban	
L6 4.1L GAS Naturally Aspirated (VIN D)	
Water Pump	DP1096
V8 5.0L GAS Naturally Aspirated (VIN U)	
Heavy Duty	DP9671 ²⁹
Standard Duty	DP967
V8 5.7L GAS Naturally Aspirated (VIN L)	
Heavy Duty	DP9671 ²⁹
Standard Duty	DP967
V8 6.6L GAS Naturally Aspirated (VIN R)	
Heavy Duty	DP9671 ²⁹
Standard Duty	DP967
V8 7.4L GAS Naturally Aspirated (VIN S)	
Heavy Duty	DP1372 ²⁹
Standard Duty	DP1015
1977 Van P Series	
V8 5.7L GAS Naturally Aspirated (VIN L)	
Heavy Duty	DP9671 ²⁹
Standard Duty	DP967
V8 6.6L GAS Naturally Aspirated (VIN R)	
Heavy Duty	DP9671 ²⁹
Standard Duty	DP967
V8 7.4L GAS Naturally Aspirated (VIN Y)	
Heavy Duty	DP1372 ²⁹
Standard Duty	DP1015
1977 Vans G Series	
L6 4.1L GAS Naturally Aspirated (VIN D)	
Water Pump	DP1096
V8 5.0L GAS Naturally Aspirated (VIN U)	
Heavy Duty	DP9671 ²⁹
Standard Duty	DP967
V8 5.7L GAS Naturally Aspirated (VIN L)	
Heavy Duty	DP9671 ²⁹
Standard Duty	DP967
V8 6.6L GAS Naturally Aspirated (VIN R)	
Heavy Duty	DP9671 ²⁹
Standard Duty	DP967
1976 Blazer	
L6 4.1L GAS Naturally Aspirated (VIN D)	
Water Pump	DP1096
V8 5.7L GAS Naturally Aspirated (VIN L)	
Heavy Duty	DP10031
Standard Duty	DP1003
V8 5.7L GAS Naturally Aspirated (VIN V)	
Heavy Duty	DP10031
Standard Duty	DP1003
V8 6.6L GAS Naturally Aspirated (VIN U)	
Heavy Duty	DP10031
Standard Duty	DP1003

9 Interference Engine 11 Water Pump Driven by Timing Belt 27 It is recommended that the FAN CLUTCH for this application be replaced. 28 Failure to inspect or replace worn or defective fan clutch may void warranty 29 Heavy Duty option is for performance enhanced engines/severe duty applications

Chevrolet		Chevrolet		Chevrolet	
1975 Impala		1975 Nova		1974 Bel Air	
V8 5.7L GAS Naturally Aspirated (VIN H)		V8 5.7L GAS Naturally Aspirated (VIN H)		V8 6.6L GAS Naturally Aspirated (VIN U)	
Heavy Duty	DP10031	Heavy Duty	DP10031	Heavy Duty	DP10031
Standard Duty	DP1003	Standard Duty	DP1003	Standard Duty	DP1003
V8 5.7L GAS Naturally Aspirated (VIN L)		V8 5.7L GAS Naturally Aspirated (VIN L)		V8 7.4L GAS Naturally Aspirated (VIN X)	
Heavy Duty	DP10031	Heavy Duty	DP10031	Heavy Duty	DP1372 ²⁹
Standard Duty	DP1003	Standard Duty	DP1003	Standard Duty	DP1015
V8 6.6L GAS Naturally Aspirated (VIN M)		1975 Suburban		V8 7.4L GAS Naturally Aspirated (VIN Y)	
Heavy Duty	DP10031	L6 4.1L GAS Naturally Aspirated (VIN Q)		Heavy Duty	DP1372 ²⁹
Standard Duty	DP1003	Water Pump		Standard Duty	DP1015
V8 6.6L GAS Naturally Aspirated (VIN U)		V8 5.7L GAS Naturally Aspirated (VIN V)		1974 Blazer	
Heavy Duty	DP10031	Heavy Duty		L6 4.1L GAS Naturally Aspirated (VIN Q)	
Standard Duty	DP1003	Standard Duty		Water Pump	
V8 7.4L GAS Naturally Aspirated (VIN Y)		V8 5.7L GAS Naturally Aspirated (VIN Y)		L6 4.8L GAS Naturally Aspirated (VIN T)	
Heavy Duty	DP1372 ²⁹	Heavy Duty		Water Pump	
Standard Duty	DP1015	Standard Duty		V8 5.7L GAS Naturally Aspirated (VIN V)	
1975 Laguna		V8 6.6L GAS Naturally Aspirated (VIN M)		Heavy Duty	DP10031
V8 5.7L GAS Naturally Aspirated (VIN H)		Heavy Duty	DP10031	Standard Duty	DP1003
Heavy Duty	DP10031	Standard Duty	DP1003	V8 5.7L GAS Naturally Aspirated (VIN Y)	
Standard Duty	DP1003	V8 7.4L GAS Naturally Aspirated (VIN Z)		Heavy Duty	DP10031
V8 5.7L GAS Naturally Aspirated (VIN L)		Heavy Duty		Standard Duty	DP1003
Heavy Duty	DP10031	Standard Duty		V8 5.7L LPG Naturally Aspirated (VIN W)	
Standard Duty	DP1003	1975 Van P Series		Heavy Duty	DP10031
V8 6.6L GAS Naturally Aspirated (VIN U)		V8 5.7L GAS Naturally Aspirated (VIN V)		Standard Duty	DP1003
Heavy Duty	DP10031	Heavy Duty		V8 7.4L GAS Naturally Aspirated (VIN L)	
Standard Duty	DP1003	Standard Duty		Heavy Duty	DP1372 ²⁹
V8 7.4L GAS Naturally Aspirated (VIN Y)		V8 5.7L GAS Naturally Aspirated (VIN Y)		Standard Duty	DP1015
Heavy Duty	DP1372 ²⁹	Heavy Duty		V8 7.4L GAS Naturally Aspirated (VIN Z)	
Standard Duty	DP1015	Standard Duty		Heavy Duty	DP1372 ²⁹
1975 Malibu		V8 7.4L GAS Naturally Aspirated (VIN L)		Standard Duty	DP1015
L6 4.1L GAS Naturally Aspirated (VIN D)		Heavy Duty		1974 C & K Series Pickups	
Water Pump	DP862	Standard Duty		L6 4.1L GAS Naturally Aspirated (VIN Q)	
V8 5.7L GAS Naturally Aspirated (VIN H)		1975 Vans G Series		Water Pump	
Heavy Duty	DP10031	L6 4.1L GAS Naturally Aspirated (VIN Q)		L6 4.1L LPG Naturally Aspirated (VIN Q)	
Standard Duty	DP1003	Water Pump		Water Pump	
V8 5.7L GAS Naturally Aspirated (VIN L)		Heavy Duty		L6 4.8L GAS Naturally Aspirated (VIN T)	
Heavy Duty	DP10031	Standard Duty		Water Pump	
Standard Duty	DP1003	V8 5.7L GAS Naturally Aspirated (VIN Y)		L6 4.8L LPG Naturally Aspirated (VIN S)	
V8 6.6L GAS Naturally Aspirated (VIN M)		Heavy Duty		Water Pump	
Heavy Duty	DP10031	Standard Duty		V8 5.7L GAS Naturally Aspirated (VIN V)	
Standard Duty	DP1003	V8 6.6L GAS Naturally Aspirated (VIN M)		Heavy Duty	DP10031
V8 6.6L GAS Naturally Aspirated (VIN U)		Heavy Duty		Standard Duty	DP1003
Heavy Duty	DP10031	Standard Duty		V8 5.7L GAS Naturally Aspirated (VIN Y)	
Standard Duty	DP1003	V8 7.4L GAS Naturally Aspirated (VIN Z)		Heavy Duty	DP10031
V8 7.4L GAS Naturally Aspirated (VIN Y)		Heavy Duty		Standard Duty	DP1003
Heavy Duty	DP1372 ²⁹	Standard Duty		V8 5.7L LPG Naturally Aspirated	
Standard Duty	DP1015	1974 Bel Air		Heavy Duty	DP10031
1975 Monte Carlo		V8 5.7L GAS Naturally Aspirated (VIN H)		Standard Duty	DP1003
V8 5.7L GAS Naturally Aspirated (VIN H)		Heavy Duty		V8 5.7L LPG Naturally Aspirated (VIN W)	
Heavy Duty	DP10031	Standard Duty		Heavy Duty	DP10031
Standard Duty	DP1003	V8 5.7L GAS Naturally Aspirated (VIN J)		Standard Duty	DP1003
V8 5.7L GAS Naturally Aspirated (VIN L)		Heavy Duty		V8 7.4L GAS Naturally Aspirated (VIN L)	
Heavy Duty	DP10031	Standard Duty		Heavy Duty	DP1372 ²⁹
Standard Duty	DP1003	V8 5.7L GAS Naturally Aspirated (VIN K)		Standard Duty	DP1015
V8 6.6L GAS Naturally Aspirated (VIN U)		Heavy Duty		V8 7.4L GAS Naturally Aspirated (VIN Z)	
Heavy Duty	DP10031	Standard Duty		Heavy Duty	DP1372 ²⁹
Standard Duty	DP1003	V8 5.7L GAS Naturally Aspirated (VIN L)		Standard Duty	DP1015
V8 7.4L GAS Naturally Aspirated (VIN Y)		Heavy Duty		1974 Camaro	
Heavy Duty	DP1372 ²⁹	Standard Duty		L6 4.1L GAS Naturally Aspirated (VIN D)	
Standard Duty	DP1015	V8 5.7L GAS Naturally Aspirated (VIN T)		Water Pump	
1975 Nova		Heavy Duty		V8 5.7L GAS Naturally Aspirated (VIN H)	
L6 4.1L GAS Naturally Aspirated (VIN D)		Standard Duty		Heavy Duty	DP10031
Water Pump	DP862	V8 6.6L GAS Naturally Aspirated (VIN R)		Standard Duty	DP1003
V8 4.3L GAS Naturally Aspirated (VIN G)		Heavy Duty		V8 5.7L GAS Naturally Aspirated (VIN K)	
Heavy Duty	DP10031	Standard Duty		Heavy Duty	DP10031
Standard Duty	DP1003			Standard Duty	DP1003

Chevrolet		Chevrolet		Chevrolet	
1974 Camaro		1974 El Camino		1974 Malibu	
V8 5.7L GAS Naturally Aspirated (VIN L)		V8 7.4L GAS Naturally Aspirated (VIN Y)		V8 5.7L GAS Naturally Aspirated (VIN J)	
Heavy Duty	DP10031	Standard Duty	DP1015	Heavy Duty	DP10031
Standard Duty	DP1003	1974 Impala		Standard Duty	DP1003
V8 5.7L GAS Naturally Aspirated (VIN T)		L6 4.1L GAS Naturally Aspirated (VIN D)		V8 5.7L GAS Naturally Aspirated (VIN K)	
Heavy Duty	DP10031	Water Pump	DP846	Heavy Duty	DP10031
Standard Duty	DP1003	V8 5.7L GAS Naturally Aspirated (VIN H)		Standard Duty	DP1003
1974 Caprice		Heavy Duty	DP10031	V8 5.7L GAS Naturally Aspirated (VIN L)	
L6 4.1L GAS Naturally Aspirated (VIN D)		Standard Duty	DP1003	Heavy Duty	DP10031
Water Pump	DP846	V8 5.7L GAS Naturally Aspirated (VIN J)		Standard Duty	DP1003
V8 5.7L GAS Naturally Aspirated (VIN H)		Heavy Duty	DP10031	V8 5.7L GAS Naturally Aspirated (VIN T)	
Heavy Duty	DP10031	Standard Duty	DP1003	Heavy Duty	DP10031
Standard Duty	DP1003	V8 5.7L GAS Naturally Aspirated (VIN K)		Standard Duty	DP1003
V8 5.7L GAS Naturally Aspirated (VIN J)		Heavy Duty	DP10031	V8 6.6L GAS Naturally Aspirated (VIN R)	
Heavy Duty	DP10031	Standard Duty	DP1003	Heavy Duty	DP10031
Standard Duty	DP1003	V8 5.7L GAS Naturally Aspirated (VIN L)		Standard Duty	DP1003
V8 5.7L GAS Naturally Aspirated (VIN K)		Heavy Duty	DP10031	V8 6.6L GAS Naturally Aspirated (VIN U)	
Heavy Duty	DP10031	Standard Duty	DP1003	Heavy Duty	DP10031
Standard Duty	DP1003	V8 5.7L GAS Naturally Aspirated (VIN T)		Standard Duty	DP1003
V8 5.7L GAS Naturally Aspirated (VIN L)		Heavy Duty	DP10031	V8 7.4L GAS Naturally Aspirated (VIN X)	
Heavy Duty	DP10031	Standard Duty	DP1003	Heavy Duty	DP1372 ²⁹
Standard Duty	DP1003	V8 6.6L GAS Naturally Aspirated (VIN R)		Standard Duty	DP1015
V8 5.7L GAS Naturally Aspirated (VIN T)		Heavy Duty	DP10031	V8 7.4L GAS Naturally Aspirated (VIN Y)	
Heavy Duty	DP10031	Standard Duty	DP1003	Heavy Duty	DP1372 ²⁹
Standard Duty	DP1003	V8 6.6L GAS Naturally Aspirated (VIN U)		Standard Duty	DP1015
V8 6.6L GAS Naturally Aspirated (VIN R)		Heavy Duty	DP10031	1974 Monte Carlo	
Heavy Duty	DP10031	Standard Duty	DP1003	V8 5.7L GAS Naturally Aspirated (VIN H)	
Standard Duty	DP1003	V8 7.4L GAS Naturally Aspirated (VIN X)		Heavy Duty	DP10031
V8 6.6L GAS Naturally Aspirated (VIN U)		Heavy Duty	DP1372 ²⁹	Standard Duty	DP1003
Heavy Duty	DP10031	Standard Duty	DP1015	V8 5.7L GAS Naturally Aspirated (VIN J)	
Standard Duty	DP1003	V8 7.4L GAS Naturally Aspirated (VIN Y)		Heavy Duty	DP10031
V8 7.4L GAS Naturally Aspirated (VIN X)		Heavy Duty	DP1372 ²⁹	Standard Duty	DP1003
Heavy Duty	DP1372 ²⁹	Standard Duty	DP1015	V8 5.7L GAS Naturally Aspirated (VIN K)	
Standard Duty	DP1015	1974 Laguna		Heavy Duty	DP10031
V8 7.4L GAS Naturally Aspirated (VIN Y)		V8 5.7L GAS Naturally Aspirated (VIN H)		Standard Duty	DP1003
Heavy Duty	DP1372 ²⁹	Heavy Duty	DP10031	V8 5.7L GAS Naturally Aspirated (VIN L)	
Standard Duty	DP1015	Standard Duty	DP1003	Heavy Duty	DP10031
1974 Corvette		V8 5.7L GAS Naturally Aspirated (VIN J)		Standard Duty	DP1003
V8 5.7L GAS Naturally Aspirated (VIN J)		Heavy Duty	DP10031	V8 5.7L GAS Naturally Aspirated (VIN T)	
Heavy Duty	DP8191 ²⁹	Standard Duty	DP1003	Heavy Duty	DP10031
Standard Duty	DP819	V8 5.7L GAS Naturally Aspirated (VIN K)		Standard Duty	DP1003
V8 5.7L GAS Naturally Aspirated (VIN K)		Heavy Duty	DP10031	V8 6.6L GAS Naturally Aspirated (VIN R)	
Heavy Duty	DP8191 ²⁹	Standard Duty	DP1003	Heavy Duty	DP10031
Standard Duty	DP819	V8 5.7L GAS Naturally Aspirated (VIN L)		Standard Duty	DP1003
V8 5.7L GAS Naturally Aspirated (VIN L)		Heavy Duty	DP10031	V8 6.6L GAS Naturally Aspirated (VIN U)	
Heavy Duty	DP8191 ²⁹	Standard Duty	DP1003	Heavy Duty	DP10031
Standard Duty	DP819	V8 5.7L GAS Naturally Aspirated (VIN T)		Standard Duty	DP1003
V8 5.7L GAS Naturally Aspirated (VIN T)		Heavy Duty	DP10031	V8 7.4L GAS Naturally Aspirated (VIN X)	
Heavy Duty	DP8191 ²⁹	Standard Duty	DP1003	Heavy Duty	DP1372 ²⁹
Standard Duty	DP819	V8 6.6L GAS Naturally Aspirated (VIN R)		Standard Duty	DP1015
1974 El Camino		Heavy Duty	DP10031	V8 7.4L GAS Naturally Aspirated (VIN Y)	
L6 4.1L GAS Naturally Aspirated (VIN D)		Standard Duty	DP1003	Heavy Duty	DP1372 ²⁹
Water Pump	DP846	V8 6.6L GAS Naturally Aspirated (VIN U)		Standard Duty	DP1015
V8 5.7L GAS Naturally Aspirated (VIN H)		Heavy Duty	DP10031	1974 Nova	
Heavy Duty	DP10031	Standard Duty	DP1003	L6 4.1L GAS Naturally Aspirated (VIN D)	
Standard Duty	DP1003	V8 7.4L GAS Naturally Aspirated (VIN X)		Water Pump	DP846
V8 5.7L GAS Naturally Aspirated (VIN L)		Heavy Duty	DP1372 ²⁹	V8 5.7L GAS Naturally Aspirated (VIN H)	
Heavy Duty	DP10031	Standard Duty	DP1015	Heavy Duty	DP10031
Standard Duty	DP1003	V8 7.4L GAS Naturally Aspirated (VIN Y)		Standard Duty	DP1003
V8 6.6L GAS Naturally Aspirated (VIN R)		Heavy Duty	DP1372 ²⁹	V8 5.7L GAS Naturally Aspirated (VIN J)	
Heavy Duty	DP10031	Standard Duty	DP1015	Heavy Duty	DP10031
Standard Duty	DP1003	1974 Malibu		Standard Duty	DP1003
V8 6.6L GAS Naturally Aspirated (VIN U)		L6 4.1L GAS Naturally Aspirated (VIN D)		V8 5.7L GAS Naturally Aspirated (VIN K)	
Heavy Duty	DP10031	Water Pump	DP846	Heavy Duty	DP10031
Standard Duty	DP1003	V8 5.7L GAS Naturally Aspirated (VIN H)		Standard Duty	DP1003
V8 7.4L GAS Naturally Aspirated (VIN Y)		Heavy Duty	DP10031	V8 5.7L GAS Naturally Aspirated (VIN L)	
Heavy Duty	DP1372 ²⁹	Standard Duty	DP1003	Heavy Duty	DP10031

Chevrolet	
1974 Nova	
V8 5.7L GAS Naturally Aspirated (VIN L)	
Standard Duty	DP1003
V8 5.7L GAS Naturally Aspirated (VIN T)	
Heavy Duty	DP10031
Standard Duty	DP1003
1974 Suburban	
L6 4.1L GAS Naturally Aspirated (VIN Q)	
Water Pump	DP846
L6 4.1L LPG Naturally Aspirated (VIN Q)	
Water Pump	DP846
L6 4.8L GAS Naturally Aspirated (VIN T)	
Water Pump	DP1073
L6 4.8L LPG Naturally Aspirated (VIN S)	
Water Pump	DP1073
V8 5.7L GAS Naturally Aspirated (VIN V)	
Heavy Duty	DP10031
Standard Duty	DP1003
V8 5.7L GAS Naturally Aspirated (VIN Y)	
Heavy Duty	DP10031
Standard Duty	DP1003
V8 5.7L LPG Naturally Aspirated	
Heavy Duty	DP10031
Standard Duty	DP1003
V8 5.7L LPG Naturally Aspirated (VIN W)	
Heavy Duty	DP10031
Standard Duty	DP1003
V8 7.4L GAS Naturally Aspirated (VIN L)	
Heavy Duty	DP1372 ²⁹
Standard Duty	DP1015
V8 7.4L GAS Naturally Aspirated (VIN Z)	
Heavy Duty	DP1372 ²⁹
Standard Duty	DP1015
1974 Van P Series	
L6 4.1L GAS Naturally Aspirated (VIN Q)	
Water Pump	DP846
L6 4.8L GAS Naturally Aspirated (VIN T)	
Water Pump	DP1073
L6 4.8L LPG Naturally Aspirated (VIN S)	
Water Pump	DP1073
V8 5.7L GAS Naturally Aspirated (VIN V)	
Heavy Duty	DP10031
Standard Duty	DP1003
V8 5.7L GAS Naturally Aspirated (VIN Y)	
Heavy Duty	DP10031
Standard Duty	DP1003
V8 7.4L GAS Naturally Aspirated (VIN L)	
Heavy Duty	DP1372 ²⁹
Standard Duty	DP1015
V8 7.4L GAS Naturally Aspirated (VIN Z)	
Heavy Duty	DP1372 ²⁹
Standard Duty	DP1015
1974 Vans G Series	
L6 4.1L GAS Naturally Aspirated (VIN Q)	
Water Pump	DP846
L6 4.8L GAS Naturally Aspirated (VIN T)	
Water Pump	DP1073
L6 4.8L LPG Naturally Aspirated (VIN T)	
Water Pump	DP1073
V8 5.7L GAS Naturally Aspirated (VIN V)	
Heavy Duty	DP10031
Standard Duty	DP1003
V8 5.7L GAS Naturally Aspirated (VIN Y)	
Heavy Duty	DP10031
Standard Duty	DP1003
V8 5.7L LPG Naturally Aspirated	
Heavy Duty	DP10031

Chevrolet	
1974 Vans G Series	
V8 5.7L LPG Naturally Aspirated	
Standard Duty	DP1003
V8 5.7L LPG Naturally Aspirated (VIN W)	
Heavy Duty	DP10031
Standard Duty	DP1003
V8 7.4L GAS Naturally Aspirated (VIN Z)	
Heavy Duty	DP1372 ²⁹
Standard Duty	DP1015
1973 Bel Air	
L6 4.1L GAS Naturally Aspirated (VIN D)	
Water Pump	DP846
V8 5.7L GAS Naturally Aspirated (VIN H)	
Heavy Duty	DP10031
Standard Duty	DP1003
V8 5.7L GAS Naturally Aspirated (VIN J)	
Heavy Duty	DP10031
Standard Duty	DP1003
V8 5.7L GAS Naturally Aspirated (VIN K)	
Heavy Duty	DP10031
Standard Duty	DP1003
V8 5.7L GAS Naturally Aspirated (VIN L)	
Heavy Duty	DP10031
Standard Duty	DP1003
V8 5.7L GAS Naturally Aspirated (VIN T)	
Heavy Duty	DP10031
Standard Duty	DP1003
V8 6.6L GAS Naturally Aspirated (VIN R)	
Heavy Duty	DP10031
Standard Duty	DP1003
V8 6.6L GAS Naturally Aspirated (VIN U)	
Heavy Duty	DP10031
Standard Duty	DP1003
V8 7.4L GAS Naturally Aspirated (VIN X)	
Heavy Duty	DP1372 ²⁹
Standard Duty	DP1015
V8 7.4L GAS Naturally Aspirated (VIN Y)	
Heavy Duty	DP1372 ²⁹
Standard Duty	DP1015
1973 Blazer	
L6 4.1L GAS Naturally Aspirated (VIN Q)	
Water Pump	DP846
L6 4.8L GAS Naturally Aspirated (VIN T)	
Water Pump	DP1073
V8 5.0L GAS Naturally Aspirated (VIN X)	
Heavy Duty	DP10031
Standard Duty	DP1003
V8 5.7L GAS Naturally Aspirated (VIN V)	
Heavy Duty	DP10031
Standard Duty	DP1003
V8 5.7L GAS Naturally Aspirated (VIN Y)	
Heavy Duty	DP10031
Standard Duty	DP1003
V8 7.4L GAS Naturally Aspirated (VIN L)	
Heavy Duty	DP1372 ²⁹
Standard Duty	DP1015
V8 7.4L GAS Naturally Aspirated (VIN Z)	
Heavy Duty	DP1372 ²⁹
Standard Duty	DP1015
1973 C & K Series Pickups	
L6 4.1L GAS Naturally Aspirated (VIN Q)	
Water Pump	DP846
L6 4.1L LPG Naturally Aspirated (VIN Q)	
Water Pump	DP846
L6 4.8L GAS Naturally Aspirated (VIN T)	
Water Pump	DP1073

Chevrolet	
1973 C & K Series Pickups	
V8 5.0L GAS Naturally Aspirated (VIN F)	
Heavy Duty	DP10031
Standard Duty	DP1003
V8 5.0L GAS Naturally Aspirated (VIN X)	
Heavy Duty	DP10031
Standard Duty	DP1003
V8 5.7L GAS Naturally Aspirated (VIN Y)	
Heavy Duty	DP10031
Standard Duty	DP1003
V8 5.7L LPG Naturally Aspirated	
Heavy Duty	DP10031
Standard Duty	DP1003
V8 5.7L LPG Naturally Aspirated (VIN W)	
Heavy Duty	DP10031
Standard Duty	DP1003
V8 7.4L GAS Naturally Aspirated (VIN L)	
Heavy Duty	DP1372 ²⁹
Standard Duty	DP1015
V8 7.4L GAS Naturally Aspirated (VIN Z)	
Heavy Duty	DP1372 ²⁹
Standard Duty	DP1015
1973 Camaro	
L6 4.1L GAS Naturally Aspirated (VIN D)	
Water Pump	DP846
V8 5.0L GAS Naturally Aspirated (VIN F)	
Heavy Duty	DP10031
Standard Duty	DP1003
V8 5.7L GAS Naturally Aspirated (VIN H)	
Heavy Duty	DP10031
Standard Duty	DP1003
V8 5.7L GAS Naturally Aspirated (VIN J)	
Heavy Duty	DP10031
Standard Duty	DP1003
V8 5.7L GAS Naturally Aspirated (VIN K)	
Heavy Duty	DP10031
Standard Duty	DP1003
V8 5.7L GAS Naturally Aspirated (VIN L)	
Heavy Duty	DP10031
Standard Duty	DP1003
V8 5.7L GAS Naturally Aspirated (VIN T)	
Heavy Duty	DP10031
Standard Duty	DP1003
1973 Caprice	
L6 4.1L GAS Naturally Aspirated (VIN D)	
Water Pump	DP846
V8 5.7L GAS Naturally Aspirated (VIN H)	
Heavy Duty	DP10031
Standard Duty	DP1003
V8 5.7L GAS Naturally Aspirated (VIN J)	
Heavy Duty	DP10031
Standard Duty	DP1003
V8 5.7L GAS Naturally Aspirated (VIN K)	
Heavy Duty	DP10031
Standard Duty	DP1003
V8 5.7L GAS Naturally Aspirated (VIN L)	
Heavy Duty	DP10031
Standard Duty	DP1003
V8 5.7L GAS Naturally Aspirated (VIN T)	
Heavy Duty	DP10031
Standard Duty	DP1003
V8 6.6L GAS Naturally Aspirated (VIN R)	
Heavy Duty	DP10031
Standard Duty	DP1003
V8 6.6L GAS Naturally Aspirated (VIN U)	
Heavy Duty	DP10031
Standard Duty	DP1003

Chevrolet		Chevrolet		Chevrolet	
1973 Caprice		1973 El Camino		1973 Laguna	
V8 7.4L GAS Naturally Aspirated (VIN X)		V8 5.7L GAS Naturally Aspirated (VIN K)		V8 6.6L GAS Naturally Aspirated (VIN R)	
Heavy Duty	DP1372 ²⁹	Heavy Duty	DP10031	Standard Duty	DP1003
Standard Duty	DP1015	Standard Duty	DP1003	V8 6.6L GAS Naturally Aspirated (VIN U)	
V8 7.4L GAS Naturally Aspirated (VIN Y)		V8 5.7L GAS Naturally Aspirated (VIN L)		Heavy Duty	DP10031
Heavy Duty	DP1372 ²⁹	Heavy Duty	DP10031	Standard Duty	DP1003
Standard Duty	DP1015	Standard Duty	DP1003	V8 7.4L GAS Naturally Aspirated (VIN X)	
1973 Chevelle		V8 6.6L GAS Naturally Aspirated (VIN R)		Heavy Duty	DP1372 ²⁹
L6 4.1L GAS Naturally Aspirated (VIN D)		Heavy Duty	DP10031	Standard Duty	DP1015
Water Pump	DP846	Standard Duty	DP1003	V8 7.4L GAS Naturally Aspirated (VIN Y)	
V8 5.0L GAS Naturally Aspirated (VIN F)		V8 6.6L GAS Naturally Aspirated (VIN U)		Heavy Duty	DP1372 ²⁹
Heavy Duty	DP10031	Heavy Duty	DP10031	Standard Duty	DP1015
Standard Duty	DP1003	Standard Duty	DP1003	1973 Malibu	
V8 5.7L GAS Naturally Aspirated (VIN H)		V8 7.4L GAS Naturally Aspirated (VIN Y)		L6 4.1L GAS Naturally Aspirated (VIN D)	
Heavy Duty	DP10031	Heavy Duty	DP1372 ²⁹	Water Pump	DP846
Standard Duty	DP1003	Standard Duty	DP1015	V8 5.0L GAS Naturally Aspirated (VIN F)	
V8 5.7L GAS Naturally Aspirated (VIN J)		1973 Impala		Heavy Duty	DP10031
Heavy Duty	DP10031	L6 4.1L GAS Naturally Aspirated (VIN D)		Standard Duty	DP1003
Standard Duty	DP1003	Water Pump	DP846	V8 5.7L GAS Naturally Aspirated (VIN H)	
V8 5.7L GAS Naturally Aspirated (VIN K)		V8 5.7L GAS Naturally Aspirated (VIN H)		Heavy Duty	DP10031
Heavy Duty	DP10031	Heavy Duty	DP10031	Standard Duty	DP1003
Standard Duty	DP1003	Standard Duty	DP1003	V8 5.7L GAS Naturally Aspirated (VIN J)	
V8 5.7L GAS Naturally Aspirated (VIN L)		V8 5.7L GAS Naturally Aspirated (VIN J)		Heavy Duty	DP10031
Heavy Duty	DP10031	Heavy Duty	DP10031	Standard Duty	DP1003
Standard Duty	DP1003	Standard Duty	DP1003	V8 5.7L GAS Naturally Aspirated (VIN K)	
V8 5.7L GAS Naturally Aspirated (VIN T)		V8 5.7L GAS Naturally Aspirated (VIN K)		Heavy Duty	DP10031
Heavy Duty	DP10031	Heavy Duty	DP10031	Standard Duty	DP1003
Standard Duty	DP1003	Standard Duty	DP1003	V8 5.7L GAS Naturally Aspirated (VIN L)	
V8 6.6L GAS Naturally Aspirated (VIN R)		V8 5.7L GAS Naturally Aspirated (VIN L)		Heavy Duty	DP10031
Heavy Duty	DP10031	Heavy Duty	DP10031	Standard Duty	DP1003
Standard Duty	DP1003	Standard Duty	DP1003	V8 5.7L GAS Naturally Aspirated (VIN T)	
V8 6.6L GAS Naturally Aspirated (VIN U)		V8 5.7L GAS Naturally Aspirated (VIN T)		Heavy Duty	DP10031
Heavy Duty	DP10031	Heavy Duty	DP10031	Standard Duty	DP1003
Standard Duty	DP1003	Standard Duty	DP1003	V8 6.6L GAS Naturally Aspirated (VIN R)	
V8 7.4L GAS Naturally Aspirated (VIN X)		V8 6.6L GAS Naturally Aspirated (VIN R)		Heavy Duty	DP10031
Heavy Duty	DP1372 ²⁹	Heavy Duty	DP10031	Standard Duty	DP1003
Standard Duty	DP1015	Standard Duty	DP1003	V8 6.6L GAS Naturally Aspirated (VIN U)	
V8 7.4L GAS Naturally Aspirated (VIN Y)		V8 6.6L GAS Naturally Aspirated (VIN U)		Heavy Duty	DP10031
Heavy Duty	DP1372 ²⁹	Heavy Duty	DP10031	Standard Duty	DP1003
Standard Duty	DP1015	Standard Duty	DP1003	V8 7.4L GAS Naturally Aspirated (VIN X)	
1973 Corvette		V8 7.4L GAS Naturally Aspirated (VIN X)		Heavy Duty	DP1372 ²⁹
V8 5.7L GAS Naturally Aspirated (VIN J)		Heavy Duty	DP1372 ²⁹	Standard Duty	DP1015
Heavy Duty	DP8191 ²⁹	Standard Duty	DP1015	V8 7.4L GAS Naturally Aspirated (VIN Y)	
Standard Duty	DP819	V8 7.4L GAS Naturally Aspirated (VIN Y)		Heavy Duty	DP1372 ²⁹
V8 5.7L GAS Naturally Aspirated (VIN K)		Heavy Duty	DP1372 ²⁹	Standard Duty	DP1015
Heavy Duty	DP8191 ²⁹	Standard Duty	DP1015	1973 Monte Carlo	
Standard Duty	DP819	1973 Laguna		V8 5.7L GAS Naturally Aspirated (VIN H)	
V8 5.7L GAS Naturally Aspirated (VIN L)		V8 5.0L GAS Naturally Aspirated (VIN F)		Heavy Duty	DP10031
Heavy Duty	DP8191 ²⁹	Heavy Duty	DP10031	Standard Duty	DP1003
Standard Duty	DP819	Standard Duty	DP1003	V8 5.7L GAS Naturally Aspirated (VIN J)	
V8 5.7L GAS Naturally Aspirated (VIN T)		V8 5.7L GAS Naturally Aspirated (VIN H)		Heavy Duty	DP10031
Heavy Duty	DP8191 ²⁹	Heavy Duty	DP10031	Standard Duty	DP1003
Standard Duty	DP819	Standard Duty	DP1003	V8 5.7L GAS Naturally Aspirated (VIN K)	
1973 El Camino		V8 5.7L GAS Naturally Aspirated (VIN J)		Heavy Duty	DP10031
L6 4.1L GAS Naturally Aspirated (VIN D)		Heavy Duty	DP10031	Standard Duty	DP1003
Water Pump	DP846	Standard Duty	DP1003	V8 5.7L GAS Naturally Aspirated (VIN L)	
L6 4.1L GAS Naturally Aspirated (VIN Q)		V8 5.7L GAS Naturally Aspirated (VIN K)		Heavy Duty	DP10031
Water Pump	DP846	Heavy Duty	DP10031	Standard Duty	DP1003
V8 5.0L GAS Naturally Aspirated (VIN F)		Standard Duty	DP1003	V8 5.7L GAS Naturally Aspirated (VIN T)	
Heavy Duty	DP10031	V8 5.7L GAS Naturally Aspirated (VIN L)		Heavy Duty	DP10031
Standard Duty	DP1003	Heavy Duty	DP10031	Standard Duty	DP1003
V8 5.0L GAS Naturally Aspirated (VIN X)		Standard Duty	DP1003	V8 6.6L GAS Naturally Aspirated (VIN R)	
Heavy Duty	DP10031	V8 5.7L GAS Naturally Aspirated (VIN T)		Heavy Duty	DP10031
Standard Duty	DP1003	Heavy Duty	DP10031	Standard Duty	DP1003
V8 5.7L GAS Naturally Aspirated (VIN H)		Standard Duty	DP1003	V8 6.6L GAS Naturally Aspirated (VIN U)	
Heavy Duty	DP10031	V8 6.6L GAS Naturally Aspirated (VIN R)		Heavy Duty	DP10031
Standard Duty	DP1003	Heavy Duty	DP10031	Standard Duty	DP1003

Chevrolet

1973 Monte Carlo

V8 7.4L GAS Naturally Aspirated (VIN X)	
Heavy Duty	DP1372 ²⁹
Standard Duty	DP1015
V8 7.4L GAS Naturally Aspirated (VIN Y)	
Heavy Duty	DP1372 ²⁹
Standard Duty	DP1015

1973 Nova

L6 4.1L GAS Naturally Aspirated (VIN D)	
Water Pump	DP846
V8 5.0L GAS Naturally Aspirated (VIN F)	
Heavy Duty	DP10031
Standard Duty	DP1003
V8 5.7L GAS Naturally Aspirated (VIN H)	
Heavy Duty	DP10031
Standard Duty	DP1003
V8 5.7L GAS Naturally Aspirated (VIN J)	
Heavy Duty	DP10031
Standard Duty	DP1003
V8 5.7L GAS Naturally Aspirated (VIN K)	
Heavy Duty	DP10031
Standard Duty	DP1003
V8 5.7L GAS Naturally Aspirated (VIN L)	
Heavy Duty	DP10031
Standard Duty	DP1003
V8 5.7L GAS Naturally Aspirated (VIN T)	
Heavy Duty	DP10031
Standard Duty	DP1003

1973 Suburban

L6 4.1L GAS Naturally Aspirated (VIN Q)	
Water Pump	DP846
L6 4.1L LPG Naturally Aspirated (VIN Q)	
Water Pump	DP846
L6 4.8L GAS Naturally Aspirated (VIN T)	
Water Pump	DP1073
V8 5.0L GAS Naturally Aspirated (VIN X)	
Heavy Duty	DP10031
Standard Duty	DP1003
V8 5.7L GAS Naturally Aspirated (VIN Y)	
Heavy Duty	DP10031
Standard Duty	DP1003
V8 5.7L LPG Naturally Aspirated	
Heavy Duty	DP10031
Standard Duty	DP1003
V8 5.7L LPG Naturally Aspirated (VIN W)	
Heavy Duty	DP10031
Standard Duty	DP1003
V8 7.4L GAS Naturally Aspirated (VIN L)	
Heavy Duty	DP1372 ²⁹
Standard Duty	DP1015
V8 7.4L GAS Naturally Aspirated (VIN Z)	
Heavy Duty	DP1372 ²⁹
Standard Duty	DP1015

1973 Van P Series

L6 4.1L GAS Naturally Aspirated (VIN Q)	
Water Pump	DP846
L6 4.8L GAS Naturally Aspirated (VIN T)	
Water Pump	DP1073
V8 5.0L GAS Naturally Aspirated (VIN X)	
Heavy Duty	DP10031
Standard Duty	DP1003
V8 5.7L GAS Naturally Aspirated (VIN Y)	
Heavy Duty	DP10031
Standard Duty	DP1003
V8 7.4L GAS Naturally Aspirated (VIN Z)	
Heavy Duty	DP1372 ²⁹
Standard Duty	DP1015

Chevrolet

1973 Vans G Series

L6 4.1L GAS Naturally Aspirated (VIN Q)	
Water Pump	DP846
V8 5.0L GAS Naturally Aspirated (VIN X)	
Heavy Duty	DP10031
Standard Duty	DP1003
V8 5.7L GAS Naturally Aspirated (VIN Y)	
Heavy Duty	DP10031
Standard Duty	DP1003
V8 5.7L LPG Naturally Aspirated	
Heavy Duty	DP10031
Standard Duty	DP1003
V8 5.7L LPG Naturally Aspirated (VIN W)	
Heavy Duty	DP10031
Standard Duty	DP1003
V8 7.4L GAS Naturally Aspirated (VIN Z)	
Heavy Duty	DP1372 ²⁹
Standard Duty	DP1015

1972 Bel Air

L6 4.1L GAS Naturally Aspirated (VIN D)	
Water Pump	DP846
V8 5.7L GAS Naturally Aspirated (VIN H)	
Heavy Duty	DP10031
Standard Duty	DP1003
V8 5.7L GAS Naturally Aspirated (VIN J)	
Heavy Duty	DP10031
Standard Duty	DP1003
V8 5.7L GAS Naturally Aspirated (VIN K)	
Heavy Duty	DP10031
Standard Duty	DP1003
V8 5.7L GAS Naturally Aspirated (VIN L)	
Heavy Duty	DP10031
Standard Duty	DP1003
V8 6.6L GAS Naturally Aspirated (VIN R)	
Heavy Duty, w/2 Bbl carb	DP10031
Heavy Duty, w/4 Bbl carb	DP1372 ²⁹
Standard Duty, w/2 Bbl carb	DP1003
Standard Duty, w/4 Bbl carb	DP1015
V8 6.6L GAS Naturally Aspirated (VIN S)	
Heavy Duty, w/2 Bbl carb	DP10031
Heavy Duty, w/4 Bbl carb	DP1372 ²⁹
Standard Duty, w/2 Bbl carb	DP1003
Standard Duty, w/4 Bbl carb	DP1015
V8 6.6L GAS Naturally Aspirated (VIN U)	
Heavy Duty, w/2 Bbl carb	DP10031
Heavy Duty, w/4 Bbl carb	DP1372 ²⁹
Standard Duty, w/2 Bbl carb	DP1003
Standard Duty, w/4 Bbl carb	DP1015
V8 7.4L GAS Naturally Aspirated (VIN V)	
Heavy Duty	DP1372 ²⁹
Standard Duty	DP1015
V8 7.4L GAS Naturally Aspirated (VIN W)	
Heavy Duty	DP1372 ²⁹
Standard Duty	DP1015

1972 Biscayne

L6 4.1L GAS Naturally Aspirated (VIN D)	
Water Pump	DP846
V8 5.7L GAS Naturally Aspirated (VIN H)	
Heavy Duty	DP10031
Standard Duty	DP1003
V8 5.7L GAS Naturally Aspirated (VIN J)	
Heavy Duty	DP10031
Standard Duty	DP1003
V8 5.7L GAS Naturally Aspirated (VIN K)	
Heavy Duty	DP10031
Standard Duty	DP1003

Chevrolet

1972 Biscayne

V8 5.7L GAS Naturally Aspirated (VIN L)	
Heavy Duty	DP10031
Standard Duty	DP1003
V8 6.6L GAS Naturally Aspirated (VIN R)	
Heavy Duty, w/2 Bbl carb	DP10031
Heavy Duty, w/4 Bbl carb	DP1372 ²⁹
Standard Duty, w/2 Bbl carb	DP1003
Standard Duty, w/4 Bbl carb	DP1015
V8 6.6L GAS Naturally Aspirated (VIN S)	
Heavy Duty, w/2 Bbl carb	DP10031
Heavy Duty, w/4 Bbl carb	DP1372 ²⁹
Standard Duty, w/2 Bbl carb	DP1003
Standard Duty, w/4 Bbl carb	DP1015
V8 6.6L GAS Naturally Aspirated (VIN U)	
Heavy Duty, w/2 Bbl carb	DP10031
Heavy Duty, w/4 Bbl carb	DP1372 ²⁹
Standard Duty, w/2 Bbl carb	DP1003
Standard Duty, w/4 Bbl carb	DP1015
V8 7.4L GAS Naturally Aspirated (VIN V)	
Heavy Duty	DP1372 ²⁹
Standard Duty	DP1015
V8 7.4L GAS Naturally Aspirated (VIN W)	
Heavy Duty	DP1372 ²⁹
Standard Duty	DP1015

1972 Blazer

L6 4.1L GAS Naturally Aspirated (VIN D)	
Water Pump	DP846
L6 4.8L GAS Naturally Aspirated (VIN S)	
Water Pump	DP1073
L6 4.8L GAS Naturally Aspirated (VIN T)	
Water Pump	DP1073
V8 5.0L GAS Naturally Aspirated (VIN F)	
Heavy Duty	DP10031
Standard Duty	DP1003
V8 5.7L GAS Naturally Aspirated (VIN E)	
Heavy Duty	DP10031
Standard Duty	DP1003

1972 Brookwood

L6 4.1L GAS Naturally Aspirated (VIN D)	
Water Pump	DP846
V8 5.0L GAS Naturally Aspirated (VIN F)	
Water Pump	DP1003
V8 5.7L GAS Naturally Aspirated (VIN H)	
Heavy Duty	DP10031
Standard Duty	DP1003
V8 5.7L GAS Naturally Aspirated (VIN J)	
Heavy Duty	DP10031
Standard Duty	DP1003
V8 5.7L GAS Naturally Aspirated (VIN K)	
Heavy Duty	DP10031
Standard Duty	DP1003
V8 5.7L GAS Naturally Aspirated (VIN L)	
Heavy Duty	DP10031
Standard Duty	DP1003
V8 6.6L GAS Naturally Aspirated (VIN R)	
Heavy Duty, w/2 Bbl carb	DP10031
Heavy Duty, w/4 Bbl carb	DP1372 ²⁹
Standard Duty, w/2 Bbl carb	DP1003
Standard Duty, w/4 Bbl carb	DP1015
V8 6.6L GAS Naturally Aspirated (VIN S)	
Heavy Duty, w/2 Bbl carb	DP10031
Heavy Duty, w/4 Bbl carb	DP1372 ²⁹
Standard Duty, w/2 Bbl carb	DP1003
Standard Duty, w/4 Bbl carb	DP1015
V8 6.6L GAS Naturally Aspirated (VIN U)	
Heavy Duty, w/2 Bbl carb	DP10031

Chevrolet 1972 Brookwood		Chevrolet 1972 Caprice		Chevrolet 1972 Chevelle	
V8 6.6L GAS Naturally Aspirated (VIN U)		L6 4.1L GAS Naturally Aspirated (VIN D)		V8 6.6L GAS Naturally Aspirated (VIN U)	
Heavy Duty, w/4 Bbl carb	DP1372 ²⁹	Water Pump	DP846	Heavy Duty, w/4 Bbl carb	DP1372 ²⁹
Standard Duty, w/2 Bbl carb	DP1003	V8 5.7L GAS Naturally Aspirated (VIN H)		Standard Duty, w/2 Bbl carb	DP1003
Standard Duty, w/4 Bbl carb	DP1015	Heavy Duty	DP10031	Standard Duty, w/4 Bbl carb	DP1015
V8 7.4L GAS Naturally Aspirated (VIN V)		Standard Duty	DP1003	V8 7.4L GAS Naturally Aspirated (VIN V)	
Heavy Duty	DP1372 ²⁹	V8 5.7L GAS Naturally Aspirated (VIN J)		Heavy Duty	DP1372 ²⁹
Standard Duty	DP1015	Heavy Duty	DP10031	Standard Duty	DP1015
V8 7.4L GAS Naturally Aspirated (VIN W)		Standard Duty	DP1003	V8 7.4L GAS Naturally Aspirated (VIN W)	
Heavy Duty	DP1372 ²⁹	V8 5.7L GAS Naturally Aspirated (VIN K)		Heavy Duty	DP1372 ²⁹
Standard Duty	DP1015	Heavy Duty	DP10031	Standard Duty	DP1015
1972 C & K Series Pickups		Standard Duty	DP1003	1972 Corvette	
L6 4.1L GAS Naturally Aspirated (VIN C)		V8 5.7L GAS Naturally Aspirated (VIN L)		V8 5.7L GAS Naturally Aspirated (VIN J)	
Water Pump	DP846	Heavy Duty	DP10031	Heavy Duty	DP8191 ²⁹
L6 4.1L GAS Naturally Aspirated (VIN D)		Standard Duty	DP1003	Standard Duty	DP819
Water Pump	DP846	V8 6.6L GAS Naturally Aspirated (VIN R)		V8 5.7L GAS Naturally Aspirated (VIN K)	
L6 4.1L GAS Naturally Aspirated (VIN L)		Heavy Duty, w/2 Bbl carb	DP10031	Heavy Duty	DP8191 ²⁹
Water Pump	DP846	Heavy Duty, w/4 Bbl carb	DP1372 ²⁹	Standard Duty	DP819
L6 4.1L GAS Naturally Aspirated (VIN Q)		Standard Duty, w/2 Bbl carb	DP1003	V8 5.7L GAS Naturally Aspirated (VIN L)	
Water Pump	DP846	Standard Duty, w/4 Bbl carb	DP1015	Heavy Duty	DP8191 ²⁹
L6 4.8L GAS Naturally Aspirated (VIN S)		V8 6.6L GAS Naturally Aspirated (VIN S)		Standard Duty	DP819
Water Pump	DP1073	Heavy Duty, w/2 Bbl carb	DP10031	1972 El Camino	
L6 4.8L GAS Naturally Aspirated (VIN T)		Heavy Duty, w/4 Bbl carb	DP1372 ²⁹	L6 4.1L GAS Naturally Aspirated (VIN D)	
Water Pump	DP1073	Standard Duty, w/2 Bbl carb	DP1003	Water Pump	DP846
V8 5.0L GAS Naturally Aspirated (VIN F)		Standard Duty, w/4 Bbl carb	DP1015	V8 5.0L GAS Naturally Aspirated (VIN F)	
Heavy Duty	DP1331 ²⁹	V8 6.6L GAS Naturally Aspirated (VIN U)		Heavy Duty	DP10031
Standard Duty	DP1313	Heavy Duty, w/2 Bbl carb	DP10031	Standard Duty	DP1003
V8 5.7L GAS Naturally Aspirated (VIN E)		Heavy Duty, w/4 Bbl carb	DP1372 ²⁹	V8 5.7L GAS Naturally Aspirated (VIN H)	
Heavy Duty	DP1331 ²⁹	Standard Duty, w/2 Bbl carb	DP1003	Heavy Duty	DP10031
Standard Duty	DP1313	Standard Duty, w/4 Bbl carb	DP1015	Standard Duty	DP1003
V8 5.7L GAS Naturally Aspirated (VIN H)		V8 7.4L GAS Naturally Aspirated (VIN V)		V8 5.7L GAS Naturally Aspirated (VIN J)	
Heavy Duty	DP1331 ²⁹	Heavy Duty	DP1372 ²⁹	Heavy Duty	DP10031
Standard Duty	DP1313	Standard Duty	DP1015	Standard Duty	DP1003
V8 5.7L GAS Naturally Aspirated (VIN J)		V8 7.4L GAS Naturally Aspirated (VIN W)		V8 5.7L GAS Naturally Aspirated (VIN K)	
Heavy Duty	DP1331 ²⁹	Heavy Duty	DP1372 ²⁹	Heavy Duty	DP10031
Standard Duty	DP1313	Standard Duty	DP1015	Standard Duty	DP1003
V8 5.7L LPG Naturally Aspirated		1972 Chevelle		V8 5.7L GAS Naturally Aspirated (VIN L)	
Heavy Duty	DP1331 ²⁹	L6 4.1L GAS Naturally Aspirated (VIN D)		Heavy Duty	DP10031
Standard Duty	DP1313	Water Pump	DP846	Standard Duty	DP1003
V8 6.6L GAS Naturally Aspirated (VIN E)		V8 5.0L GAS Naturally Aspirated (VIN F)		V8 6.6L GAS Naturally Aspirated (VIN E)	
Water Pump	DP1029	Heavy Duty	DP10031	Heavy Duty, w/2 Bbl carb	DP10031
V8 6.6L GAS Naturally Aspirated (VIN U)		Standard Duty	DP1003	Heavy Duty, w/4 Bbl carb	DP1372 ²⁹
Water Pump	DP1029	V8 5.7L GAS Naturally Aspirated (VIN H)		Standard Duty, w/2 Bbl carb	DP1003
1972 Camaro		Heavy Duty	DP10031	Standard Duty, w/4 Bbl carb	DP1015
L6 4.1L GAS Naturally Aspirated (VIN D)		Standard Duty	DP1003	V8 6.6L GAS Naturally Aspirated (VIN R)	
Water Pump	DP846	V8 5.7L GAS Naturally Aspirated (VIN J)		Heavy Duty, w/2 Bbl carb	DP10031
V8 5.0L GAS Naturally Aspirated (VIN F)		Heavy Duty	DP10031	Heavy Duty, w/4 Bbl carb	DP1372 ²⁹
Heavy Duty	DP10031	Standard Duty	DP1003	Standard Duty, w/2 Bbl carb	DP1003
Standard Duty	DP1003	V8 5.7L GAS Naturally Aspirated (VIN K)		Standard Duty, w/4 Bbl carb	DP1015
V8 5.7L GAS Naturally Aspirated (VIN H)		Heavy Duty	DP10031	V8 6.6L GAS Naturally Aspirated (VIN S)	
Heavy Duty	DP10031	Standard Duty	DP1003	Heavy Duty, w/2 Bbl carb	DP10031
Standard Duty	DP1003	V8 5.7L GAS Naturally Aspirated (VIN L)		Heavy Duty, w/4 Bbl carb	DP1372 ²⁹
V8 5.7L GAS Naturally Aspirated (VIN J)		Heavy Duty	DP10031	Standard Duty, w/2 Bbl carb	DP1003
Heavy Duty	DP10031	Standard Duty	DP1003	Standard Duty, w/4 Bbl carb	DP1015
Standard Duty	DP1003	V8 6.6L GAS Naturally Aspirated (VIN R)		V8 6.6L GAS Naturally Aspirated (VIN U)	
V8 5.7L GAS Naturally Aspirated (VIN K)		Heavy Duty, w/2 Bbl carb	DP10031	Heavy Duty, w/2 Bbl carb	DP10031
Heavy Duty	DP10031	Heavy Duty, w/4 Bbl carb	DP1372 ²⁹	Heavy Duty, w/4 Bbl carb	DP1372 ²⁹
Standard Duty	DP1003	Standard Duty, w/2 Bbl carb	DP1003	Standard Duty, w/2 Bbl carb	DP1003
V8 5.7L GAS Naturally Aspirated (VIN L)		Standard Duty, w/4 Bbl carb	DP1015	Standard Duty, w/4 Bbl carb	DP1015
Heavy Duty	DP10031	V8 6.6L GAS Naturally Aspirated (VIN S)		V8 7.4L GAS Naturally Aspirated (VIN V)	
Standard Duty	DP1003	Heavy Duty, w/2 Bbl carb	DP10031	Heavy Duty	DP1372 ²⁹
V8 6.6L GAS Naturally Aspirated (VIN S)		Heavy Duty, w/4 Bbl carb	DP1372 ²⁹	Standard Duty	DP1015
Heavy Duty	DP1372 ²⁹	Standard Duty, w/2 Bbl carb	DP1003	V8 7.4L GAS Naturally Aspirated (VIN W)	
Standard Duty	DP1015	Standard Duty, w/4 Bbl carb	DP1015	Heavy Duty	DP1372 ²⁹
V8 6.6L GAS Naturally Aspirated (VIN U)		V8 6.6L GAS Naturally Aspirated (VIN U)		Standard Duty	DP1015
Heavy Duty	DP1372 ²⁹	Heavy Duty, w/2 Bbl carb	DP10031		
Standard Duty	DP1015				

Chevrolet	
1972 Impala	
L6 4.1L GAS Naturally Aspirated (VIN D)	
Water Pump	DP846
V8 5.7L GAS Naturally Aspirated (VIN H)	
Heavy Duty	DP10031
Standard Duty	DP1003
V8 5.7L GAS Naturally Aspirated (VIN J)	
Heavy Duty	DP10031
Standard Duty	DP1003
V8 5.7L GAS Naturally Aspirated (VIN K)	
Heavy Duty	DP10031
Standard Duty	DP1003
V8 5.7L GAS Naturally Aspirated (VIN L)	
Heavy Duty	DP10031
Standard Duty	DP1003
V8 6.6L GAS Naturally Aspirated (VIN R)	
Heavy Duty, w/2 Bbl carb	DP10031
Heavy Duty, w/4 Bbl carb	DP1372 ²⁹
Standard Duty, w/2 Bbl carb	DP1003
Standard Duty, w/4 Bbl carb	DP1015
V8 6.6L GAS Naturally Aspirated (VIN S)	
Heavy Duty, w/2 Bbl carb	DP10031
Heavy Duty, w/4 Bbl carb	DP1372 ²⁹
Standard Duty, w/2 Bbl carb	DP1003
Standard Duty, w/4 Bbl carb	DP1015
V8 6.6L GAS Naturally Aspirated (VIN U)	
Heavy Duty, w/2 Bbl carb	DP10031
Heavy Duty, w/4 Bbl carb	DP1372 ²⁹
Standard Duty, w/2 Bbl carb	DP1003
Standard Duty, w/4 Bbl carb	DP1015
V8 7.4L GAS Naturally Aspirated (VIN V)	
Heavy Duty	DP1372 ²⁹
Standard Duty	DP1015
V8 7.4L GAS Naturally Aspirated (VIN W)	
Heavy Duty	DP1372 ²⁹
Standard Duty	DP1015

1972 Kingswood	
L6 4.1L GAS Naturally Aspirated (VIN D)	
Water Pump	DP846
V8 5.0L GAS Naturally Aspirated (VIN F)	
Water Pump	DP1003
V8 5.7L GAS Naturally Aspirated (VIN H)	
Heavy Duty	DP10031
Standard Duty	DP1003
V8 5.7L GAS Naturally Aspirated (VIN J)	
Heavy Duty	DP10031
Standard Duty	DP1003
V8 5.7L GAS Naturally Aspirated (VIN K)	
Heavy Duty	DP10031
Standard Duty	DP1003
V8 5.7L GAS Naturally Aspirated (VIN L)	
Heavy Duty	DP10031
Standard Duty	DP1003
V8 6.6L GAS Naturally Aspirated (VIN R)	
Heavy Duty, w/2 Bbl carb	DP10031
Heavy Duty, w/4 Bbl carb	DP1372 ²⁹
Standard Duty, w/2 Bbl carb	DP1003
Standard Duty, w/4 Bbl carb	DP1015
V8 6.6L GAS Naturally Aspirated (VIN S)	
Heavy Duty, w/2 Bbl carb	DP10031
Heavy Duty, w/4 Bbl carb	DP1372 ²⁹
Standard Duty, w/2 Bbl carb	DP1003
Standard Duty, w/4 Bbl carb	DP1015
V8 6.6L GAS Naturally Aspirated (VIN U)	
Heavy Duty, w/2 Bbl carb	DP10031
Heavy Duty, w/4 Bbl carb	DP1372 ²⁹

Chevrolet	
1972 Kingswood	
V8 6.6L GAS Naturally Aspirated (VIN U)	
Standard Duty, w/2 Bbl carb	DP1003
Standard Duty, w/4 Bbl carb	DP1015
V8 7.4L GAS Naturally Aspirated (VIN V)	
Heavy Duty	DP1372 ²⁹
Standard Duty	DP1015
V8 7.4L GAS Naturally Aspirated (VIN W)	
Heavy Duty	DP1372 ²⁹
Standard Duty	DP1015
1972 Monte Carlo	
V8 5.7L GAS Naturally Aspirated (VIN H)	
Heavy Duty	DP10031
Standard Duty	DP1003
V8 5.7L GAS Naturally Aspirated (VIN J)	
Heavy Duty	DP10031
Standard Duty	DP1003
V8 5.7L GAS Naturally Aspirated (VIN K)	
Heavy Duty	DP10031
Standard Duty	DP1003
V8 5.7L GAS Naturally Aspirated (VIN L)	
Heavy Duty	DP10031
Standard Duty	DP1003
V8 6.6L GAS Naturally Aspirated (VIN R)	
Heavy Duty, w/2 Bbl carb	DP10031
Heavy Duty, w/4 Bbl carb	DP1372 ²⁹
Standard Duty, w/2 Bbl carb	DP1003
Standard Duty, w/4 Bbl carb	DP1015
V8 6.6L GAS Naturally Aspirated (VIN S)	
Heavy Duty, w/2 Bbl carb	DP10031
Heavy Duty, w/4 Bbl carb	DP1372 ²⁹
Standard Duty, w/2 Bbl carb	DP1003
Standard Duty, w/4 Bbl carb	DP1015
V8 6.6L GAS Naturally Aspirated (VIN U)	
Heavy Duty, w/2 Bbl carb	DP10031
Heavy Duty, w/4 Bbl carb	DP1372 ²⁹
Standard Duty, w/2 Bbl carb	DP1003
Standard Duty, w/4 Bbl carb	DP1015
V8 7.4L GAS Naturally Aspirated (VIN V)	
Heavy Duty	DP1372 ²⁹
Standard Duty	DP1015
V8 7.4L GAS Naturally Aspirated (VIN W)	
Heavy Duty	DP1372 ²⁹
Standard Duty	DP1015

1972 Nova	
L6 4.1L GAS Naturally Aspirated (VIN D)	
Water Pump	DP846
V8 5.0L GAS Naturally Aspirated (VIN F)	
Heavy Duty	DP10031
Standard Duty	DP1003
V8 5.7L GAS Naturally Aspirated (VIN H)	
Heavy Duty	DP10031
Standard Duty	DP1003
V8 5.7L GAS Naturally Aspirated (VIN J)	
Heavy Duty	DP10031
Standard Duty	DP1003
V8 5.7L GAS Naturally Aspirated (VIN K)	
Heavy Duty	DP10031
Standard Duty	DP1003
V8 5.7L GAS Naturally Aspirated (VIN L)	
Heavy Duty	DP10031
Standard Duty	DP1003

1972 Suburban	
L6 4.1L GAS Naturally Aspirated (VIN C)	
Water Pump	DP846
L6 4.1L GAS Naturally Aspirated (VIN D)	
Water Pump	DP846

Chevrolet	
1972 Suburban	
L6 4.1L GAS Naturally Aspirated (VIN L)	
Water Pump	DP846
L6 4.1L GAS Naturally Aspirated (VIN Q)	
Water Pump	DP846
L6 4.8L GAS Naturally Aspirated (VIN S)	
Water Pump	DP1073
L6 4.8L GAS Naturally Aspirated (VIN T)	
Water Pump	DP1073
V8 5.0L GAS Naturally Aspirated (VIN F)	
Heavy Duty	DP1331 ²⁹
Standard Duty	DP1313
V8 5.7L GAS Naturally Aspirated (VIN E)	
Heavy Duty	DP1331 ²⁹
Standard Duty	DP1313
V8 5.7L GAS Naturally Aspirated (VIN H)	
Heavy Duty	DP1331 ²⁹
Standard Duty	DP1313
V8 5.7L GAS Naturally Aspirated (VIN J)	
Heavy Duty	DP1331 ²⁹
Standard Duty	DP1313
V8 5.7L LPG Naturally Aspirated	
Heavy Duty	DP1331 ²⁹
Standard Duty	DP1313
V8 6.6L GAS Naturally Aspirated (VIN E)	
Water Pump	DP1029
V8 6.6L GAS Naturally Aspirated (VIN U)	
Water Pump	DP1029

1972 Townsman	
V8 5.0L GAS Naturally Aspirated (VIN F)	
Water Pump	DP1003
V8 5.7L GAS Naturally Aspirated (VIN H)	
Heavy Duty	DP10031
Standard Duty	DP1003
V8 5.7L GAS Naturally Aspirated (VIN J)	
Heavy Duty	DP10031
Standard Duty	DP1003
V8 5.7L GAS Naturally Aspirated (VIN K)	
Heavy Duty	DP10031
Standard Duty	DP1003
V8 5.7L GAS Naturally Aspirated (VIN L)	
Heavy Duty	DP10031
Standard Duty	DP1003
V8 6.6L GAS Naturally Aspirated (VIN R)	
Heavy Duty, w/2 Bbl carb	DP10031
Heavy Duty, w/4 Bbl carb	DP1372 ²⁹
Standard Duty, w/2 Bbl carb	DP1003
Standard Duty, w/4 Bbl carb	DP1015
V8 6.6L GAS Naturally Aspirated (VIN S)	
Heavy Duty, w/2 Bbl carb	DP10031
Heavy Duty, w/4 Bbl carb	DP1372 ²⁹
Standard Duty, w/2 Bbl carb	DP1003
Standard Duty, w/4 Bbl carb	DP1015
V8 6.6L GAS Naturally Aspirated (VIN U)	
Heavy Duty, w/2 Bbl carb	DP10031
Heavy Duty, w/4 Bbl carb	DP1372 ²⁹
Standard Duty, w/2 Bbl carb	DP1003
Standard Duty, w/4 Bbl carb	DP1015
V8 7.4L GAS Naturally Aspirated (VIN V)	
Heavy Duty	DP1372 ²⁹
Standard Duty	DP1015
V8 7.4L GAS Naturally Aspirated (VIN W)	
Heavy Duty	DP1372 ²⁹
Standard Duty	DP1015

1972 Van P Series	
L6 4.1L GAS Naturally Aspirated (VIN C)	
Water Pump	DP846

Chevrolet 1972 Van P Series		Chevrolet 1971 Blazer		Chevrolet 1971 Camaro	
L6 4.1L GAS Naturally Aspirated (VIN L)		V8 5.0L GAS Naturally Aspirated (VIN P)		V8 5.0L GAS Naturally Aspirated (VIN CA)	
Water Pump	DP846	Standard Duty	DP1313	Heavy Duty	DP10031
L6 4.8L GAS Naturally Aspirated (VIN S)		V8 5.7L GAS Naturally Aspirated (VIN E)		Standard Duty	DP1003
Water Pump	DP1073	Heavy Duty	DP1331 ²⁹	V8 5.7L GAS Naturally Aspirated	
V8 5.7L GAS Naturally Aspirated (VIN E)		Standard Duty	DP1313	Heavy Duty	DP10031
Heavy Duty, w/2 Bbl carb	DP10031	1971 Brookwood		Standard Duty	DP1003
Standard Duty, w/2 Bbl carb	DP1003	L6 4.1L GAS Naturally Aspirated		V8 6.6L GAS Naturally Aspirated	
V8 6.6L GAS Naturally Aspirated (VIN E)		Water Pump	DP846	Heavy Duty	DP1372 ²⁹
Water Pump	DP1029	V8 5.0L GAS Naturally Aspirated		Standard Duty	DP1015
1972 Vans G Series		Heavy Duty	DP10031	1971 Caprice	
L6 4.1L GAS Naturally Aspirated (VIN C)		Standard Duty	DP1003	L6 4.1L GAS Naturally Aspirated	
Water Pump	DP846	V8 5.7L GAS Naturally Aspirated		Water Pump	DP846
L6 4.1L GAS Naturally Aspirated (VIN D)		Heavy Duty	DP10031	V8 5.0L GAS Naturally Aspirated	
Water Pump	DP846	Standard Duty	DP1003	Heavy Duty	DP10031
L6 4.1L GAS Naturally Aspirated (VIN L)		V8 6.6L GAS Naturally Aspirated		Standard Duty	DP1003
Water Pump	DP846	Heavy Duty, w/2 Bbl carb	DP10031	V8 5.7L GAS Naturally Aspirated	
L6 4.8L GAS Naturally Aspirated (VIN S)		Heavy Duty, w/4 Bbl carb	DP1372 ²⁹	Heavy Duty	DP10031
Water Pump	DP1073	Standard Duty, w/2 Bbl carb	DP1003	Standard Duty	DP1003
L6 4.8L GAS Naturally Aspirated (VIN T)		Standard Duty, w/4 Bbl carb	DP1015	V8 6.6L GAS Naturally Aspirated	
Water Pump	DP1073	V8 7.4L GAS Naturally Aspirated		Heavy Duty, w/2 Bbl carb	DP10031
1971 Bel Air		Heavy Duty	DP1372 ²⁹	Heavy Duty, w/4 Bbl carb	DP1372 ²⁹
L6 4.1L GAS Naturally Aspirated		Standard Duty	DP1015	Standard Duty, w/2 Bbl carb	DP1003
Water Pump	DP846	1971 C & K Series Pickups		Standard Duty, w/4 Bbl carb	DP1015
V8 5.7L GAS Naturally Aspirated		L6 4.1L GAS Naturally Aspirated (VIN C)		V8 7.4L GAS Naturally Aspirated	
Heavy Duty	DP10031	Water Pump	DP846	Heavy Duty	DP1372 ²⁹
Standard Duty	DP1003	L6 4.1L GAS Naturally Aspirated (VIN L)		Standard Duty	DP1015
V8 6.6L GAS Naturally Aspirated		Water Pump	DP846	1971 Chevelle	
Heavy Duty, w/2 Bbl carb	DP10031	L6 4.1L GAS Naturally Aspirated (VIN N)		V8 6.6L GAS Naturally Aspirated	
Heavy Duty, w/4 Bbl carb	DP1372 ²⁹	Water Pump	DP846	Heavy Duty, w/2 Bbl carb	DP10031
Standard Duty, w/2 Bbl carb	DP1003	L6 4.1L GAS Naturally Aspirated (VIN S)		Heavy Duty, w/4 Bbl carb	DP1372 ²⁹
Standard Duty, w/4 Bbl carb	DP1015	Water Pump	DP846	Standard Duty, w/2 Bbl carb	DP1003
V8 7.4L GAS Naturally Aspirated		L6 4.8L GAS Naturally Aspirated		Standard Duty, w/4 Bbl carb	DP1015
Heavy Duty	DP1372 ²⁹	Water Pump	DP1073	V8 7.4L GAS Naturally Aspirated	
Standard Duty	DP1015	L6 4.8L GAS Naturally Aspirated (VIN S)		Heavy Duty	DP1372 ²⁹
1971 Biscayne		Water Pump	DP1073	Standard Duty	DP1015
L6 4.1L GAS Naturally Aspirated		V8 5.0L GAS Naturally Aspirated (VIN F)		1971 Corvette	
Water Pump	DP846	Heavy Duty	DP1331 ²⁹	V8 5.7L GAS Naturally Aspirated	
V8 5.7L GAS Naturally Aspirated		Standard Duty	DP1313	Heavy Duty	DP8191 ²⁹
Heavy Duty	DP10031	V8 5.0L GAS Naturally Aspirated (VIN H)		Standard Duty	DP819
Standard Duty	DP1003	Heavy Duty	DP1331 ²⁹	1971 El Camino	
V8 6.6L GAS Naturally Aspirated		Standard Duty	DP1313	L6 4.1L GAS Naturally Aspirated	
Heavy Duty, w/2 Bbl carb	DP10031	V8 5.0L GAS Naturally Aspirated (VIN P)		Water Pump	DP846
Heavy Duty, w/4 Bbl carb	DP1372 ²⁹	Heavy Duty	DP1331 ²⁹	V8 5.0L GAS Naturally Aspirated	
Standard Duty, w/2 Bbl carb	DP1003	Standard Duty	DP1313	Heavy Duty	DP10031
Standard Duty, w/4 Bbl carb	DP1015	V8 5.7L GAS Naturally Aspirated (VIN A)		Standard Duty	DP1003
V8 7.4L GAS Naturally Aspirated		Heavy Duty	DP1331 ²⁹	V8 5.0L GAS Naturally Aspirated (VIN H)	
Heavy Duty	DP1372 ²⁹	Standard Duty	DP1313	Heavy Duty	DP10031
Standard Duty	DP1015	V8 5.7L GAS Naturally Aspirated (VIN B)		Standard Duty	DP1003
1971 Blazer		Heavy Duty	DP1331 ²⁹	V8 5.0L GAS Naturally Aspirated (VIN P)	
L6 4.1L GAS Naturally Aspirated (VIN C)		Standard Duty	DP1313	Heavy Duty	DP10031
Water Pump	DP846	V8 5.7L GAS Naturally Aspirated (VIN E)		Standard Duty	DP1003
L6 4.1L GAS Naturally Aspirated (VIN L)		Heavy Duty	DP1331 ²⁹	V8 5.7L GAS Naturally Aspirated	
Water Pump	DP846	Standard Duty	DP1313	Heavy Duty	DP10031
L6 4.1L GAS Naturally Aspirated (VIN N)		V8 5.7L LPG Naturally Aspirated		Standard Duty	DP1003
Water Pump	DP846	Heavy Duty	DP1331 ²⁹	Heavy Duty	DP10031
L6 4.1L GAS Naturally Aspirated (VIN S)		Standard Duty	DP1313	Standard Duty	DP1003
Water Pump	DP846	V8 6.6L GAS Naturally Aspirated (VIN E)		V8 5.7L GAS Naturally Aspirated (VIN K)	
L6 4.8L GAS Naturally Aspirated		Water Pump	DP1029	Heavy Duty	DP10031
Water Pump	DP1073	V8 6.6L GAS Naturally Aspirated (VIN K)		Standard Duty	DP1003
L6 4.8L GAS Naturally Aspirated (VIN S)		Water Pump	DP1029	V8 6.6L GAS Naturally Aspirated	
Water Pump	DP1073	1971 Camaro		Heavy Duty, w/2 Bbl carb	DP10031
V8 5.0L GAS Naturally Aspirated (VIN H)		L6 4.1L GAS Naturally Aspirated		Heavy Duty, w/4 Bbl carb	DP1372 ²⁹
Heavy Duty	DP1331 ²⁹	Water Pump	DP846	Standard Duty, w/2 Bbl carb	DP1003
Standard Duty	DP1313	V8 5.0L GAS Naturally Aspirated		Standard Duty, w/4 Bbl carb	DP1015
V8 5.0L GAS Naturally Aspirated (VIN P)		Heavy Duty	DP10031	V8 6.6L GAS Naturally Aspirated (VIN K)	
Heavy Duty	DP1331 ²⁹	Standard Duty	DP1003	Heavy Duty, w/2 Bbl carb	DP10031

Chevrolet	
1971 El Camino	
V8 6.6L GAS Naturally Aspirated (VIN K)	
Standard Duty, w/4 Bbl carb	DP1015
V8 7.4L GAS Naturally Aspirated	
Heavy Duty	DP1372 ²⁹
Standard Duty	DP1015
V8 7.4L GAS Naturally Aspirated (VIN E)	
Heavy Duty	DP1372 ²⁹
Standard Duty	DP1015
1971 Impala	
L6 4.1L GAS Naturally Aspirated	
Water Pump	DP846
V8 5.0L GAS Naturally Aspirated	
Heavy Duty	DP10031
Standard Duty	DP1003
V8 5.7L GAS Naturally Aspirated	
Heavy Duty	DP10031
Standard Duty	DP1003
V8 6.6L GAS Naturally Aspirated	
Heavy Duty, w/2 Bbl carb	DP10031
Heavy Duty, w/4 Bbl carb	DP1372 ²⁹
Standard Duty, w/2 Bbl carb	DP1003
Standard Duty, w/4 Bbl carb	DP1015
V8 7.4L GAS Naturally Aspirated	
Heavy Duty	DP1372 ²⁹
Standard Duty	DP1015
1971 Kingswood	
L6 4.1L GAS Naturally Aspirated	
Water Pump	DP846
V8 5.0L GAS Naturally Aspirated	
Heavy Duty	DP10031
Standard Duty	DP1003
V8 5.7L GAS Naturally Aspirated	
Heavy Duty	DP10031
Standard Duty	DP1003
V8 6.6L GAS Naturally Aspirated	
Heavy Duty, w/2 Bbl carb	DP10031
Heavy Duty, w/4 Bbl carb	DP1372 ²⁹
Standard Duty, w/2 Bbl carb	DP1003
Standard Duty, w/4 Bbl carb	DP1015
V8 7.4L GAS Naturally Aspirated	
Heavy Duty	DP1372 ²⁹
Standard Duty	DP1015
1971 Monte Carlo	
V8 5.7L GAS Naturally Aspirated	
Heavy Duty	DP10031
Standard Duty	DP1003
V8 6.6L GAS Naturally Aspirated	
Heavy Duty, w/2 Bbl carb	DP10031
Heavy Duty, w/4 Bbl carb	DP1372 ²⁹
Standard Duty, w/2 Bbl carb	DP1003
Standard Duty, w/4 Bbl carb	DP1015
V8 7.4L GAS Naturally Aspirated	
Heavy Duty	DP1372 ²⁹
Standard Duty	DP1015
1971 Nova	
L6 4.1L GAS Naturally Aspirated	
Water Pump	DP846
V8 5.0L GAS Naturally Aspirated	
Heavy Duty	DP10031
Standard Duty	DP1003
V8 5.0L GAS Naturally Aspirated (VIN CA)	
Heavy Duty	DP10031
Standard Duty	DP1003
V8 5.7L GAS Naturally Aspirated	
Heavy Duty	DP10031
Standard Duty	DP1003

Chevrolet	
1971 Suburban	
L6 4.1L GAS Naturally Aspirated (VIN C)	
Water Pump	DP846
L6 4.1L GAS Naturally Aspirated (VIN L)	
Water Pump	DP846
L6 4.1L GAS Naturally Aspirated (VIN N)	
Water Pump	DP846
L6 4.1L GAS Naturally Aspirated (VIN S)	
Water Pump	DP846
L6 4.8L GAS Naturally Aspirated	
Water Pump	DP1073
L6 4.8L GAS Naturally Aspirated (VIN S)	
Water Pump	DP1073
V8 5.0L GAS Naturally Aspirated (VIN H)	
Heavy Duty	DP1331 ²⁹
Standard Duty	DP1313
V8 5.0L GAS Naturally Aspirated (VIN P)	
Heavy Duty	DP1331 ²⁹
Standard Duty	DP1313
V8 5.7L GAS Naturally Aspirated (VIN A)	
Heavy Duty	DP1331 ²⁹
Standard Duty	DP1313
V8 5.7L GAS Naturally Aspirated (VIN B)	
Heavy Duty	DP1331 ²⁹
Standard Duty	DP1313
V8 5.7L GAS Naturally Aspirated (VIN E)	
Heavy Duty	DP1331 ²⁹
Standard Duty	DP1313
V8 5.7L GAS Naturally Aspirated (VIN K)	
Water Pump	DP1029
Water Pump	DP1029
1971 Townsman	
V8 5.0L GAS Naturally Aspirated	
Heavy Duty	DP10031
Standard Duty	DP1003
V8 5.7L GAS Naturally Aspirated	
Heavy Duty	DP10031
Standard Duty	DP1003
V8 6.6L GAS Naturally Aspirated	
Heavy Duty, w/2 Bbl carb	DP10031
Heavy Duty, w/4 Bbl carb	DP1372 ²⁹
Standard Duty, w/2 Bbl carb	DP1003
Standard Duty, w/4 Bbl carb	DP1015
V8 7.4L GAS Naturally Aspirated	
Heavy Duty	DP1372 ²⁹
Standard Duty	DP1015
1971 Van P Series	
L6 4.1L GAS Naturally Aspirated (VIN C)	
Water Pump	DP846
L6 4.1L GAS Naturally Aspirated (VIN L)	
Water Pump	DP846
L6 4.8L GAS Naturally Aspirated (VIN S)	
Water Pump	DP1073
V8 5.7L GAS Naturally Aspirated (VIN E)	
Heavy Duty	DP1331 ²⁹
Standard Duty	DP1313
1971 Vans G Series	
L6 4.1L GAS Naturally Aspirated (VIN C)	
Water Pump	DP846

Chevrolet	
1971 Vans G Series	
L6 4.1L GAS Naturally Aspirated (VIN L)	
Water Pump	DP846
L6 4.1L GAS Naturally Aspirated (VIN N)	
Water Pump	DP846
L6 4.1L GAS Naturally Aspirated (VIN S)	
Water Pump	DP846
L6 4.8L GAS Naturally Aspirated	
Water Pump	DP1073
L6 4.8L GAS Naturally Aspirated (VIN S)	
Water Pump	DP1073
1970 Bel Air	
L6 4.1L GAS Naturally Aspirated	
Water Pump	DP846
V8 5.7L GAS Naturally Aspirated	
Heavy Duty	DP10031
Standard Duty	DP1003
V8 6.6L GAS Naturally Aspirated	
Heavy Duty, w/2 Bbl carb	DP10031
Heavy Duty, w/4 Bbl carb	DP1372 ²⁹
Standard Duty, w/2 Bbl carb	DP1003
Standard Duty, w/4 Bbl carb	DP1015
V8 7.4L GAS Naturally Aspirated	
Heavy Duty	DP1372 ²⁹
Standard Duty	DP1015
1970 Biscayne	
L6 4.1L GAS Naturally Aspirated	
Water Pump	DP846
V8 5.7L GAS Naturally Aspirated	
Heavy Duty	DP10031
Standard Duty	DP1003
V8 6.6L GAS Naturally Aspirated	
Heavy Duty, w/2 Bbl carb	DP10031
Heavy Duty, w/4 Bbl carb	DP1372 ²⁹
Standard Duty, w/2 Bbl carb	DP1003
Standard Duty, w/4 Bbl carb	DP1015
V8 7.4L GAS Naturally Aspirated	
Heavy Duty	DP1372 ²⁹
Standard Duty	DP1015
1970 Blazer	
L6 4.1L GAS Naturally Aspirated (VIN N)	
Water Pump	DP846
L6 4.1L GAS Naturally Aspirated (VIN S)	
Water Pump	DP846
L6 4.8L GAS Naturally Aspirated	
Water Pump	DP1073
L6 4.8L GAS Naturally Aspirated (VIN S)	
Water Pump	DP1073
V8 5.0L GAS Naturally Aspirated (VIN A)	
Heavy Duty	DP1331 ²⁹
Standard Duty	DP1313
V8 5.0L GAS Naturally Aspirated (VIN B)	
Heavy Duty	DP1331 ²⁹
Standard Duty	DP1313
V8 5.7L GAS Naturally Aspirated (VIN E)	
Heavy Duty	DP1331 ²⁹
Standard Duty	DP1313
1970 Brookwood	
L6 4.1L GAS Naturally Aspirated	
Water Pump	DP846
V8 5.7L GAS Naturally Aspirated	
Heavy Duty	DP10031
Standard Duty	DP1003
V8 6.6L GAS Naturally Aspirated	
Heavy Duty, w/2 Bbl carb	DP10031
Heavy Duty, w/4 Bbl carb	DP1372 ²⁹
Standard Duty, w/2 Bbl carb	DP1003

Chevrolet		Chevrolet		Chevrolet	
1970 Brookwood		1970 Chevelle		1970 Kingswood	
V8 6.6L GAS Naturally Aspirated		V8 5.7L GAS Naturally Aspirated		L6 4.1L GAS Naturally Aspirated	
Standard Duty, w/4 Bbl carb	DP1015	Standard Duty	DP1003	Water Pump	DP846
V8 7.4L GAS Naturally Aspirated		V8 6.5L GAS Naturally Aspirated		V8 5.7L GAS Naturally Aspirated	
Heavy Duty	DP1372 ²⁹	Heavy Duty	DP1372 ²⁹	Heavy Duty	DP10031
Standard Duty	DP1015	Standard Duty	DP1015	Standard Duty	DP1003
1970 C & K Series Pickups		V8 6.6L GAS Naturally Aspirated		V8 6.6L GAS Naturally Aspirated	
L6 4.1L GAS Naturally Aspirated (VIN N)		Heavy Duty	DP1372 ²⁹	Heavy Duty, w/2 Bbl carb	DP10031
Water Pump	DP846	Standard Duty	DP1015	Heavy Duty, w/4 Bbl carb	DP1372 ²⁹
L6 4.1L GAS Naturally Aspirated (VIN S)		V8 7.4L GAS Naturally Aspirated		Standard Duty, w/2 Bbl carb	DP1003
Water Pump	DP846	Heavy Duty	DP1372 ²⁹	Standard Duty, w/4 Bbl carb	DP1015
L6 4.8L GAS Naturally Aspirated		Standard Duty	DP1015	V8 7.4L GAS Naturally Aspirated	
Water Pump	DP1073	1970 Corvette		Heavy Duty	DP1372 ²⁹
L6 4.8L GAS Naturally Aspirated (VIN S)		V8 5.7L GAS Naturally Aspirated		Standard Duty	DP1015
Water Pump	DP1073	Heavy Duty	DP1331 ²⁹	1970 Monte Carlo	
V8 5.0L GAS Naturally Aspirated (VIN A)		Standard Duty	DP1313	V8 5.7L GAS Naturally Aspirated	
Heavy Duty	DP1331 ²⁹	V8 7.4L GAS Naturally Aspirated		Heavy Duty	DP10031
Standard Duty	DP1313	Water Pump	DP1029	Standard Duty	DP1003
V8 5.0L GAS Naturally Aspirated (VIN B)		1970 El Camino		V8 6.6L GAS Naturally Aspirated	
Heavy Duty	DP1331 ²⁹	L6 4.1L GAS Naturally Aspirated		Heavy Duty, w/2 Bbl carb	DP10031
Standard Duty	DP1313	Water Pump	DP846	Heavy Duty, w/4 Bbl carb	DP1372 ²⁹
V8 5.7L GAS Naturally Aspirated (VIN E)		V8 5.0L GAS Naturally Aspirated		Standard Duty, w/2 Bbl carb	DP1003
Heavy Duty	DP1331 ²⁹	Heavy Duty	DP10031	Standard Duty, w/4 Bbl carb	DP1015
Standard Duty	DP1313	Standard Duty	DP1003	V8 7.4L GAS Naturally Aspirated	
V8 5.7L LPG Naturally Aspirated		V8 5.0L GAS Naturally Aspirated (VIN A)		Heavy Duty	DP1372 ²⁹
Heavy Duty	DP1331 ²⁹	Heavy Duty	DP10031	Standard Duty	DP1015
Standard Duty	DP1313	Standard Duty	DP1003	1970 Nova	
V8 6.6L GAS Naturally Aspirated (VIN E)		V8 5.0L GAS Naturally Aspirated (VIN B)		L4 2.5L GAS Naturally Aspirated	
Water Pump	DP1029	Heavy Duty	DP10031	Water Pump	DP846
1970 Camaro		Standard Duty	DP1003	L4 2.5L GAS Naturally Aspirated (VIN CA)	
L6 4.1L GAS Naturally Aspirated		V8 5.7L GAS Naturally Aspirated		Water Pump	DP846
Water Pump	DP846	Heavy Duty	DP10031	L6 3.8L GAS Naturally Aspirated	
V8 5.0L GAS Naturally Aspirated		Standard Duty	DP1003	Water Pump	DP846
Heavy Duty	DP10031	V8 6.5L GAS Naturally Aspirated		L6 4.1L GAS Naturally Aspirated	
Standard Duty	DP1003	Heavy Duty	DP1372 ²⁹	Water Pump	DP846
V8 5.0L GAS Naturally Aspirated (VIN ND)		Standard Duty	DP1015	V8 5.0L GAS Naturally Aspirated	
Heavy Duty	DP10031	V8 7.4L GAS Naturally Aspirated		Heavy Duty	DP10031
Standard Duty	DP1003	Heavy Duty	DP1372 ²⁹	Standard Duty	DP1003
V8 5.7L GAS Naturally Aspirated		Standard Duty	DP1015	V8 5.0L GAS Naturally Aspirated (VIN ND)	
Heavy Duty	DP10031	V8 7.4L GAS Naturally Aspirated (VIN E)		Heavy Duty	DP10031
Standard Duty	DP1003	Heavy Duty	DP1372 ²⁹	Standard Duty	DP1003
V8 6.6L GAS Naturally Aspirated		Standard Duty	DP1015	V8 5.7L GAS Naturally Aspirated	
Heavy Duty	DP1372 ²⁹	1970 Estate		Heavy Duty	DP10031
Standard Duty	DP1015	V8 6.6L GAS Naturally Aspirated		Standard Duty	DP1003
1970 Caprice		Heavy Duty, w/2 Bbl carb	DP10031	V8 6.5L GAS Naturally Aspirated	
V8 5.7L GAS Naturally Aspirated		Heavy Duty, w/4 Bbl carb	DP1372 ²⁹	Heavy Duty	DP1372 ²⁹
Heavy Duty	DP10031	Heavy Duty; w/4 Bbl carb	DP1372 ²⁹	Standard Duty	DP1015
Standard Duty	DP1003	Standard Duty, w/2 Bbl carb	DP1003	V8 6.6L GAS Naturally Aspirated	
V8 6.6L GAS Naturally Aspirated		Standard Duty, w/4 Bbl carb	DP1015	Heavy Duty	DP1372 ²⁹
Heavy Duty, w/2 Bbl carb	DP10031	V8 7.4L GAS Naturally Aspirated		Standard Duty	DP1015
Heavy Duty, w/4 Bbl carb	DP1372 ²⁹	1970 Impala		V8 5.7L GAS Naturally Aspirated	
Standard Duty, w/2 Bbl carb	DP1003	L6 4.1L GAS Naturally Aspirated		Heavy Duty	DP10031
Standard Duty, w/4 Bbl carb	DP1015	Water Pump	DP846	Standard Duty	DP1003
V8 7.4L GAS Naturally Aspirated		V8 5.7L GAS Naturally Aspirated		V8 6.5L GAS Naturally Aspirated	
Heavy Duty	DP1372 ²⁹	Heavy Duty	DP10031	Heavy Duty	DP1372 ²⁹
Standard Duty	DP1015	Standard Duty	DP1003	Standard Duty	DP1015
1970 Chevelle		V8 6.6L GAS Naturally Aspirated		V8 6.6L GAS Naturally Aspirated	
L6 4.1L GAS Naturally Aspirated		Heavy Duty, w/2 Bbl carb	DP10031	Heavy Duty	DP1372 ²⁹
Water Pump	DP846	Heavy Duty, w/4 Bbl carb	DP1372 ²⁹	Standard Duty	DP1015
V8 5.0L GAS Naturally Aspirated		Standard Duty, w/2 Bbl carb	DP1003	1970 Suburban	
Heavy Duty	DP10031	Standard Duty, w/4 Bbl carb	DP1015	L6 4.1L GAS Naturally Aspirated (VIN N)	
Standard Duty	DP1003	V8 7.4L GAS Naturally Aspirated		Water Pump	DP846
V8 5.0L GAS Naturally Aspirated (VIN ND)		Heavy Duty	DP1372 ²⁹	L6 4.1L GAS Naturally Aspirated (VIN S)	
Heavy Duty	DP10031	Standard Duty	DP1015	Water Pump	DP846
Standard Duty	DP1003	1970 Impala		L6 4.8L GAS Naturally Aspirated	
V8 5.7L GAS Naturally Aspirated		L6 4.1L GAS Naturally Aspirated		Water Pump	DP1073
Heavy Duty	DP10031	V8 5.7L GAS Naturally Aspirated		L6 4.8L GAS Naturally Aspirated (VIN S)	
Standard Duty	DP1003	Heavy Duty	DP10031	Water Pump	DP1073
V8 5.0L GAS Naturally Aspirated (VIN ND)		Standard Duty	DP1003	V8 5.0L GAS Naturally Aspirated (VIN A)	
Heavy Duty	DP10031	V8 6.6L GAS Naturally Aspirated		Heavy Duty	DP1331 ²⁹
Standard Duty	DP1003	Heavy Duty, w/2 Bbl carb	DP10031	Standard Duty	DP1313
V8 5.7L GAS Naturally Aspirated		Heavy Duty, w/4 Bbl carb	DP1372 ²⁹	V8 5.0L GAS Naturally Aspirated (VIN B)	
Heavy Duty	DP10031	Standard Duty, w/2 Bbl carb	DP1003	Heavy Duty	DP1331 ²⁹
Standard Duty	DP1003	Standard Duty, w/4 Bbl carb	DP1015	Standard Duty	DP1313
V8 5.7L GAS Naturally Aspirated		V8 7.4L GAS Naturally Aspirated		V8 5.7L GAS Naturally Aspirated (VIN E)	
Heavy Duty	DP10031	Heavy Duty	DP1372 ²⁹	Heavy Duty	DP1331 ²⁹
Standard Duty	DP1003	Standard Duty	DP1015		

Chevrolet	
1970 Suburban	
V8 5.7L GAS Naturally Aspirated (VIN E)	
Standard Duty	DP1313
V8 5.7L LPG Naturally Aspirated	
Heavy Duty	DP1331 ²⁹
Standard Duty	DP1313
V8 6.6L GAS Naturally Aspirated (VIN E)	
Water Pump	DP1029
1970 Townsman	
V8 5.7L GAS Naturally Aspirated	
Heavy Duty	DP10031
Standard Duty	DP1003
V8 6.6L GAS Naturally Aspirated	
Heavy Duty, w/2 Bbl carb	DP10031
Heavy Duty, w/4 Bbl carb	DP1372 ²⁹
Standard Duty, w/2 Bbl carb	DP1003
Standard Duty, w/4 Bbl carb	DP1015
V8 7.4L GAS Naturally Aspirated	
Heavy Duty	DP1372 ²⁹
Standard Duty	DP1015
1970 Van P Series	
L6 4.1L GAS Naturally Aspirated (VIN N)	
Water Pump	DP846
L6 4.1L GAS Naturally Aspirated (VIN S)	
Water Pump	DP846
L6 4.8L GAS Naturally Aspirated (VIN S)	
Water Pump	DP1073
V8 5.7L GAS Naturally Aspirated (VIN E)	
Heavy Duty	DP1331 ²⁹
Standard Duty	DP1313
1970 Vans G Series	
L6 4.1L GAS Naturally Aspirated (VIN N)	
Water Pump	DP846
L6 4.1L GAS Naturally Aspirated (VIN S)	
Water Pump	DP846
V8 5.0L GAS Naturally Aspirated (VIN A)	
Heavy Duty	DP1331 ²⁹
Standard Duty	DP1313
V8 5.0L GAS Naturally Aspirated (VIN B)	
Heavy Duty	DP1331 ²⁹
Standard Duty	DP1313
V8 5.7L GAS Naturally Aspirated (VIN E)	
Heavy Duty	DP1331 ²⁹
Standard Duty	DP1313
V8 5.7L LPG Naturally Aspirated	
Heavy Duty	DP1331 ²⁹
Standard Duty	DP1313
1969 Bel Air	
L6 4.1L GAS Naturally Aspirated	
Water Pump	DP846
V8 5.3L GAS Naturally Aspirated	
Heavy Duty	DP10031
Standard Duty	DP1003
V8 5.4L GAS Naturally Aspirated (VIN FB)	
Heavy Duty	DP10031
Standard Duty	DP1003
V8 5.7L GAS Naturally Aspirated	
Heavy Duty	DP10031
Standard Duty	DP1003
V8 6.5L GAS Naturally Aspirated	
Heavy Duty	DP1372 ²⁹
Standard Duty	DP1015
V8 7.0L GAS Naturally Aspirated	
Heavy Duty	DP1372 ²⁹
Standard Duty	DP1015

Chevrolet	
1969 Biscayne	
L6 4.1L GAS Naturally Aspirated	
Water Pump	DP846
V8 5.3L GAS Naturally Aspirated	
Heavy Duty	DP10031
Standard Duty	DP1003
V8 5.4L GAS Naturally Aspirated (VIN FB)	
Heavy Duty	DP10031
Standard Duty	DP1003
V8 5.7L GAS Naturally Aspirated	
Heavy Duty	DP10031
Standard Duty	DP1003
V8 6.5L GAS Naturally Aspirated	
Heavy Duty	DP1372 ²⁹
Standard Duty	DP1015
V8 7.0L GAS Naturally Aspirated	
Heavy Duty	DP1372 ²⁹
Standard Duty	DP1015
1969 Blazer	
L6 4.1L GAS Naturally Aspirated (VIN P)	
Water Pump	DP846
L6 4.8L GAS Naturally Aspirated	
Water Pump	DP1073
L6 4.8L GAS Naturally Aspirated (VIN S)	
Water Pump	DP1073
V8 5.0L GAS Naturally Aspirated (VIN E)	
Heavy Duty	DP1331 ²⁹
Standard Duty	DP1313
V8 5.0L GAS Naturally Aspirated (VIN U)	
Heavy Duty	DP1331 ²⁹
Standard Duty	DP1313
V8 5.7L GAS Naturally Aspirated (VIN E)	
Heavy Duty	DP1331 ²⁹
Standard Duty	DP1313
1969 Brookwood	
L6 4.1L GAS Naturally Aspirated	
Water Pump	DP846
V8 5.0L GAS Naturally Aspirated	
Heavy Duty	DP10031
Standard Duty	DP1003
V8 5.3L GAS Naturally Aspirated	
Heavy Duty	DP10031
Standard Duty	DP1003
V8 5.7L GAS Naturally Aspirated	
Heavy Duty	DP10031
Standard Duty	DP1003
V8 6.5L GAS Naturally Aspirated	
Heavy Duty	DP1372 ²⁹
Standard Duty	DP1015
V8 7.0L GAS Naturally Aspirated	
Heavy Duty	DP1372 ²⁹
Standard Duty	DP1015
1969 C & K Series Pickups	
L6 3.8L GAS Naturally Aspirated	
Water Pump	DP846
L6 3.8L GAS Naturally Aspirated (VIN S)	
Water Pump	DP846
L6 4.1L GAS Naturally Aspirated (VIN P)	
Water Pump	DP846
L6 4.8L GAS Naturally Aspirated	
Water Pump	DP1073
L6 4.8L GAS Naturally Aspirated (VIN S)	
Water Pump	DP1073
V8 5.0L GAS Naturally Aspirated (VIN E)	
Heavy Duty	DP1331 ²⁹
Standard Duty	DP1313

Chevrolet	
1969 C & K Series Pickups	
V8 5.0L GAS Naturally Aspirated (VIN U)	
Heavy Duty	DP1331 ²⁹
Standard Duty	DP1313
V8 5.3L GAS Naturally Aspirated	
Heavy Duty	DP1331 ²⁹
Standard Duty	DP1313
V8 5.7L GAS Naturally Aspirated (VIN E)	
Heavy Duty	DP1331 ²⁹
Standard Duty	DP1313
V8 5.7L LPG Naturally Aspirated	
Heavy Duty	DP1331 ²⁹
Standard Duty	DP1313
V8 6.5L GAS Naturally Aspirated (VIN E)	
Water Pump	DP1029
V8 6.5L GAS Naturally Aspirated (VIN Y)	
Water Pump	DP1029
1969 Camaro	
L6 3.8L GAS Naturally Aspirated	
Water Pump	DP846
L6 4.1L GAS Naturally Aspirated	
Water Pump	DP846
V8 4.9L GAS Naturally Aspirated	
Heavy Duty	DP10031
Standard Duty	DP1003
V8 5.0L GAS Naturally Aspirated	
Heavy Duty	DP10031
Standard Duty	DP1003
V8 5.0L GAS Naturally Aspirated (VIN DC)	
Heavy Duty	DP10031
Standard Duty	DP1003
V8 5.3L GAS Naturally Aspirated	
Heavy Duty	DP10031
Standard Duty	DP1003
V8 5.4L GAS Naturally Aspirated (VIN FB)	
Heavy Duty	DP10031
Standard Duty	DP1003
V8 5.7L GAS Naturally Aspirated	
Heavy Duty	DP10031
Standard Duty	DP1003
V8 6.5L GAS Naturally Aspirated	
Heavy Duty	DP1372 ²⁹
Standard Duty	DP1015
V8 7.0L GAS Naturally Aspirated	
Heavy Duty	DP1372 ²⁹
Standard Duty	DP1015
1969 Caprice	
L6 4.1L GAS Naturally Aspirated	
Water Pump	DP846
V8 5.0L GAS Naturally Aspirated	
Heavy Duty	DP10031
Standard Duty	DP1003
V8 5.3L GAS Naturally Aspirated	
Heavy Duty	DP10031
Standard Duty	DP1003
V8 5.4L GAS Naturally Aspirated (VIN FB)	
Heavy Duty	DP10031
Standard Duty	DP1003
V8 5.7L GAS Naturally Aspirated	
Heavy Duty	DP10031
Standard Duty	DP1003
V8 6.5L GAS Naturally Aspirated	
Heavy Duty	DP1372 ²⁹
Standard Duty	DP1015
V8 7.0L GAS Naturally Aspirated	
Heavy Duty	DP1372 ²⁹
Standard Duty	DP1015

Chevrolet		Chevrolet		Chevrolet	
1969 Chevelle		1969 Kingswood		1969 Townsman	
L6 3.8L GAS Naturally Aspirated		L6 4.1L GAS Naturally Aspirated		V8 5.0L GAS Naturally Aspirated	
Water Pump	DP846	Water Pump	DP846	Heavy Duty	DP10031
L6 4.1L GAS Naturally Aspirated		V8 5.0L GAS Naturally Aspirated		Standard Duty	DP1003
Water Pump	DP846	Heavy Duty	DP10031	V8 5.3L GAS Naturally Aspirated	
V8 5.0L GAS Naturally Aspirated		Standard Duty	DP1003	Heavy Duty	DP10031
Heavy Duty	DP10031	V8 5.3L GAS Naturally Aspirated		Standard Duty	DP1003
Standard Duty	DP1003	Heavy Duty	DP10031	V8 5.7L GAS Naturally Aspirated	
V8 5.0L GAS Naturally Aspirated (VIN DC)		Standard Duty	DP1003	Heavy Duty	DP10031
Heavy Duty	DP10031	V8 5.7L GAS Naturally Aspirated		Standard Duty	DP1003
Standard Duty	DP1003	Heavy Duty	DP10031	V8 6.5L GAS Naturally Aspirated	
V8 5.7L GAS Naturally Aspirated		Standard Duty	DP1003	Heavy Duty	DP1372 ²⁹
Heavy Duty	DP10031	V8 6.5L GAS Naturally Aspirated		Standard Duty	DP1015
Standard Duty	DP1003	Heavy Duty	DP1372 ²⁹	V8 7.0L GAS Naturally Aspirated	
V8 6.5L GAS Naturally Aspirated		Standard Duty	DP1015	Heavy Duty	DP1372 ²⁹
Heavy Duty	DP1372 ²⁹	V8 7.0L GAS Naturally Aspirated		Standard Duty	DP1015
Standard Duty	DP1015	Heavy Duty	DP1372 ²⁹	1969 Van P Series	
1969 Corvette		Standard Duty	DP1015	L6 3.8L GAS Naturally Aspirated (VIN S)	
V8 5.7L GAS Naturally Aspirated		1969 Nova		Water Pump	DP846
Heavy Duty	DP1331 ²⁹	L4 2.5L GAS Naturally Aspirated		L6 4.1L GAS Naturally Aspirated (VIN P)	
Standard Duty	DP1313	Water Pump	DP846	Water Pump	DP846
V8 7.0L GAS Naturally Aspirated		L4 2.5L GAS Naturally Aspirated (VIN AA)		L6 4.8L GAS Naturally Aspirated (VIN S)	
Water Pump	DP1029	Water Pump	DP846	Water Pump	DP1073
1969 El Camino		L6 3.8L GAS Naturally Aspirated		V8 5.0L GAS Naturally Aspirated (VIN E)	
L6 3.8L GAS Naturally Aspirated (VIN S)		Water Pump	DP846	Heavy Duty	DP1331 ²⁹
Water Pump	DP846	L6 4.1L GAS Naturally Aspirated		Standard Duty	DP1313
L6 4.1L GAS Naturally Aspirated		Water Pump	DP846	1969 Vans G Series	
Water Pump	DP846	V8 5.0L GAS Naturally Aspirated		L6 3.8L GAS Naturally Aspirated (VIN S)	
V8 5.0L GAS Naturally Aspirated		Heavy Duty	DP10031	Water Pump	DP846
Heavy Duty	DP10031	Standard Duty	DP1003	L6 4.1L GAS Naturally Aspirated (VIN P)	
Standard Duty	DP1003	V8 5.0L GAS Naturally Aspirated (VIN DC)		Water Pump	DP846
V8 5.0L GAS Naturally Aspirated (VIN DC)		Heavy Duty	DP10031	V8 5.0L GAS Naturally Aspirated (VIN E)	
Heavy Duty	DP10031	Standard Duty	DP1003	Heavy Duty	DP1331 ²⁹
Standard Duty	DP1003	V8 5.7L GAS Naturally Aspirated		Standard Duty	DP1313
V8 5.0L GAS Naturally Aspirated (VIN E)		Heavy Duty	DP10031	V8 5.0L GAS Naturally Aspirated (VIN U)	
Heavy Duty	DP10031	Standard Duty	DP1003	Heavy Duty	DP1331 ²⁹
Standard Duty	DP1003	V8 6.5L GAS Naturally Aspirated		Standard Duty	DP1313
V8 5.0L GAS Naturally Aspirated (VIN U)		Heavy Duty	DP1372 ²⁹	1968 Bel Air	
Heavy Duty	DP10031	Standard Duty	DP1015	L6 4.1L GAS Naturally Aspirated	
Standard Duty	DP1003	1969 Suburban		Water Pump	DP846
V8 5.7L GAS Naturally Aspirated		L6 4.1L GAS Naturally Aspirated (VIN P)		V8 5.0L GAS Naturally Aspirated	
Heavy Duty	DP10031	Water Pump	DP846	Heavy Duty	DP1331 ²⁹
Standard Duty	DP1003	L6 4.8L GAS Naturally Aspirated		Standard Duty	DP1313
V8 6.5L GAS Naturally Aspirated		Water Pump	DP1073	V8 5.0L GAS Naturally Aspirated (VIN ME)	
Heavy Duty	DP1372 ²⁹	L6 4.8L GAS Naturally Aspirated (VIN S)		Heavy Duty	DP1331 ²⁹
Standard Duty	DP1015	Water Pump	DP1073	Standard Duty	DP1313
1969 Impala		V8 5.0L GAS Naturally Aspirated (VIN E)		V8 5.3L GAS Naturally Aspirated	
L6 4.1L GAS Naturally Aspirated		Heavy Duty	DP1331 ²⁹	Heavy Duty	DP1331 ²⁹
Water Pump	DP846	Standard Duty	DP1313	Standard Duty	DP1313
V8 5.0L GAS Naturally Aspirated		V8 5.0L GAS Naturally Aspirated (VIN U)		V8 5.4L GAS Naturally Aspirated (VIN HJ)	
Heavy Duty	DP10031	Heavy Duty	DP1331 ²⁹	Heavy Duty	DP1331 ²⁹
Standard Duty	DP1003	Standard Duty	DP1313	Standard Duty	DP1313
V8 5.3L GAS Naturally Aspirated		V8 5.3L GAS Naturally Aspirated		V8 6.5L GAS Naturally Aspirated	
Heavy Duty	DP10031	Heavy Duty	DP1331 ²⁹	Water Pump	DP1029
Standard Duty	DP1003	Standard Duty	DP1313	V8 7.0L GAS Naturally Aspirated	
V8 5.4L GAS Naturally Aspirated (VIN FB)		V8 5.7L GAS Naturally Aspirated (VIN E)		Water Pump	DP1029
Heavy Duty	DP10031	Heavy Duty	DP1331 ²⁹	1968 Biscayne	
Standard Duty	DP1003	Standard Duty	DP1313	L6 4.1L GAS Naturally Aspirated	
V8 5.7L GAS Naturally Aspirated		V8 5.7L LPG Naturally Aspirated		Water Pump	DP846
Heavy Duty	DP10031	Heavy Duty	DP1331 ²⁹	V8 5.0L GAS Naturally Aspirated	
Standard Duty	DP1003	Standard Duty	DP1313	Heavy Duty	DP1331 ²⁹
V8 6.5L GAS Naturally Aspirated		V8 6.5L GAS Naturally Aspirated (VIN E)		Standard Duty	DP1313
Heavy Duty	DP1372 ²⁹	Water Pump	DP1029	V8 5.0L GAS Naturally Aspirated (VIN ME)	
Standard Duty	DP1015	V8 6.5L GAS Naturally Aspirated (VIN Y)		Heavy Duty	DP1331 ²⁹
V8 7.0L GAS Naturally Aspirated		Water Pump	DP1029	Standard Duty	DP1313
Heavy Duty	DP1372 ²⁹			V8 5.3L GAS Naturally Aspirated	
Standard Duty	DP1015			Heavy Duty	DP1331 ²⁹

Chevrolet		Chevrolet		Chevrolet	
1968 Biscayne		1968 Caprice		1968 El Camino	
V8 5.3L GAS Naturally Aspirated		V8 5.3L GAS Naturally Aspirated		L6 4.1L GAS Naturally Aspirated	
Standard Duty	DP1313	Standard Duty	DP1313	Water Pump	DP846
V8 5.4L GAS Naturally Aspirated (VIN HJ)		V8 5.4L GAS Naturally Aspirated (VIN HJ)		V8 5.0L GAS Naturally Aspirated	
Heavy Duty	DP1331 ²⁹	Heavy Duty	DP1331 ²⁹	Heavy Duty	DP1331 ²⁹
Standard Duty	DP1313	Standard Duty	DP1313	Standard Duty	DP1313
V8 6.5L GAS Naturally Aspirated		V8 6.5L GAS Naturally Aspirated		V8 5.0L GAS Naturally Aspirated (VIN E)	
Water Pump	DP1029	Water Pump	DP1029	Heavy Duty	DP1331 ²⁹
V8 7.0L GAS Naturally Aspirated		V8 7.0L GAS Naturally Aspirated		Standard Duty	DP1313
Water Pump	DP1029	Water Pump	DP1029	V8 5.0L GAS Naturally Aspirated (VIN ME)	
1968 C & K Series Pickups		1968 Chevelle		Heavy Duty	DP1331 ²⁹
L6 3.8L GAS Naturally Aspirated		L6 3.8L GAS Naturally Aspirated		Standard Duty	DP1313
Water Pump	DP846	Water Pump	DP846	V8 5.3L GAS Naturally Aspirated	
L6 3.8L GAS Naturally Aspirated (VIN S)		L6 4.1L GAS Naturally Aspirated		Heavy Duty	DP1331 ²⁹
Water Pump	DP846	Water Pump	DP846	Standard Duty	DP1313
L6 4.1L GAS Naturally Aspirated (VIN P)		V8 5.0L GAS Naturally Aspirated		V8 5.4L GAS Naturally Aspirated (VIN HJ)	
Water Pump	DP846	Heavy Duty	DP1331 ²⁹	Heavy Duty	DP1331 ²⁹
L6 4.8L GAS Naturally Aspirated		Standard Duty	DP1313	Standard Duty	DP1313
Water Pump	DP1073	V8 5.0L GAS Naturally Aspirated (VIN ME)		V8 5.7L GAS Naturally Aspirated	
L6 4.8L GAS Naturally Aspirated (VIN S)		Heavy Duty	DP1331 ²⁹	Heavy Duty	DP1331 ²⁹
Water Pump	DP1073	Standard Duty	DP1313	Standard Duty	DP1313
V8 5.0L GAS Naturally Aspirated (VIN E)		V8 5.3L GAS Naturally Aspirated		V8 6.5L GAS Naturally Aspirated	
Heavy Duty	DP1331 ²⁹	Heavy Duty	DP1331 ²⁹	Water Pump	DP1029
Standard Duty	DP1313	Standard Duty	DP1313	1968 Impala	
V8 5.3L GAS Naturally Aspirated		V8 5.4L GAS Naturally Aspirated		L6 4.1L GAS Naturally Aspirated	
Heavy Duty	DP1331 ²⁹	Heavy Duty	DP1331 ²⁹	Water Pump	DP846
Standard Duty	DP1313	Standard Duty	DP1313	V8 5.0L GAS Naturally Aspirated	
V8 5.3L GAS Naturally Aspirated (VIN E)		V8 5.4L GAS Naturally Aspirated (VIN HJ)		Heavy Duty	DP1331 ²⁹
Heavy Duty	DP1331 ²⁹	Heavy Duty	DP1331 ²⁹	Standard Duty	DP1313
Standard Duty	DP1313	Standard Duty	DP1313	V8 5.0L GAS Naturally Aspirated (VIN ME)	
V8 5.4L GAS Naturally Aspirated (VIN E)		V8 6.5L GAS Naturally Aspirated		Heavy Duty	DP1331 ²⁹
Heavy Duty	DP1331 ²⁹	Water Pump	DP1029	Standard Duty	DP1313
Standard Duty	DP1313	1968 Chevy II		V8 5.3L GAS Naturally Aspirated	
V8 6.5L GAS Naturally Aspirated (VIN E)		L4 2.5L GAS Naturally Aspirated		Heavy Duty	DP1331 ²⁹
Water Pump	DP1029	Water Pump	DP846	Standard Duty	DP1313
V8 6.5L GAS Naturally Aspirated (VIN Y)		L4 2.5L GAS Naturally Aspirated (VIN OH)		V8 5.4L GAS Naturally Aspirated (VIN HJ)	
Water Pump	DP1029	Water Pump	DP846	Heavy Duty	DP1331 ²⁹
1968 Camaro		L6 3.8L GAS Naturally Aspirated		Standard Duty	DP1313
L6 3.8L GAS Naturally Aspirated		Water Pump	DP846	V8 5.0L GAS Naturally Aspirated (VIN ME)	
Water Pump	DP846	L6 4.1L GAS Naturally Aspirated		Heavy Duty	DP1331 ²⁹
L6 4.1L GAS Naturally Aspirated		Water Pump	DP846	Standard Duty	DP1313
Water Pump	DP846	V8 5.0L GAS Naturally Aspirated		V8 6.5L GAS Naturally Aspirated	
V8 4.9L GAS Naturally Aspirated		Heavy Duty	DP1331 ²⁹	Water Pump	DP1029
Heavy Duty	DP1331 ²⁹	Standard Duty	DP1313	V8 7.0L GAS Naturally Aspirated	
Standard Duty	DP1313	V8 5.0L GAS Naturally Aspirated (VIN ME)		Water Pump	DP1029
V8 5.3L GAS Naturally Aspirated		Heavy Duty	DP1331 ²⁹	1968 Suburban	
Heavy Duty	DP1331 ²⁹	Standard Duty	DP1313	L6 4.1L GAS Naturally Aspirated (VIN P)	
Standard Duty	DP1313	V8 5.3L GAS Naturally Aspirated		Water Pump	DP846
V8 5.4L GAS Naturally Aspirated (VIN HJ)		Heavy Duty	DP1331 ²⁹	L6 4.8L GAS Naturally Aspirated	
Heavy Duty	DP1331 ²⁹	Standard Duty	DP1313	Water Pump	DP1073
Standard Duty	DP1313	V8 5.4L GAS Naturally Aspirated (VIN HJ)		L6 4.8L GAS Naturally Aspirated (VIN S)	
V8 5.7L GAS Naturally Aspirated		Heavy Duty	DP1331 ²⁹	Water Pump	DP1073
Heavy Duty	DP1331 ²⁹	Standard Duty	DP1313	V8 5.0L GAS Naturally Aspirated (VIN E)	
Standard Duty	DP1313	Heavy Duty	DP1331 ²⁹	Heavy Duty	DP1331 ²⁹
V8 6.5L GAS Naturally Aspirated		Standard Duty	DP1313	Standard Duty	DP1313
Water Pump	DP1029	V8 5.7L GAS Naturally Aspirated		Heavy Duty	DP1331 ²⁹
1968 Caprice		Heavy Duty	DP1331 ²⁹	Standard Duty	DP1313
L6 4.1L GAS Naturally Aspirated		Standard Duty	DP1313	V8 5.3L GAS Naturally Aspirated (VIN E)	
Water Pump	DP846	V8 6.5L GAS Naturally Aspirated		Heavy Duty	DP1331 ²⁹
V8 5.0L GAS Naturally Aspirated		Water Pump	DP1029	Standard Duty	DP1313
Heavy Duty	DP1331 ²⁹	1968 Corvette		V8 5.4L GAS Naturally Aspirated (VIN E)	
Standard Duty	DP1313	V8 5.4L GAS Naturally Aspirated (VIN HJ)		Heavy Duty	DP1331 ²⁹
V8 5.0L GAS Naturally Aspirated (VIN ME)		Heavy Duty	DP1331 ²⁹	Standard Duty	DP1313
Heavy Duty	DP1331 ²⁹	Standard Duty	DP1313	V8 6.5L GAS Naturally Aspirated (VIN E)	
Standard Duty	DP1313	V8 7.0L GAS Naturally Aspirated		Water Pump	DP1029
V8 5.3L GAS Naturally Aspirated		Water Pump	DP1029	V8 6.5L GAS Naturally Aspirated (VIN Y)	
Heavy Duty	DP1331 ²⁹	1968 El Camino		Water Pump	DP1029
Standard Duty	DP1313	L6 3.8L GAS Naturally Aspirated (VIN S)			
V8 5.3L GAS Naturally Aspirated		Water Pump	DP846		
Heavy Duty	DP1331 ²⁹				

Chevrolet		Chevrolet		Chevrolet	
1968 Van P Series		1967 Camaro		1967 Impala	
L6 3.8L GAS Naturally Aspirated (VIN S)		V8 4.9L GAS Naturally Aspirated		V8 4.6L GAS Naturally Aspirated	
Water Pump	DP846	Heavy Duty	DP1331 ²⁹	Heavy Duty	DP1331 ²⁹
L6 4.1L GAS Naturally Aspirated (VIN P)		Standard Duty	DP1313	Standard Duty	DP1313
Water Pump	DP846	V8 5.3L GAS Naturally Aspirated		V8 5.3L GAS Naturally Aspirated	
L6 4.8L GAS Naturally Aspirated (VIN S)		Heavy Duty	DP1331 ²⁹	Heavy Duty	DP1331 ²⁹
Water Pump	DP1073	Standard Duty	DP1313	Standard Duty	DP1313
V8 5.0L GAS Naturally Aspirated (VIN E)		V8 5.7L GAS Naturally Aspirated		V8 5.4L GAS Naturally Aspirated	
Heavy Duty	DP1331 ²⁹	Heavy Duty	DP1331 ²⁹	Heavy Duty	DP1331 ²⁹
Standard Duty	DP1313	Standard Duty	DP1313	Standard Duty	DP1313
1968 Vans G Series		V8 6.5L GAS Naturally Aspirated		V8 6.5L GAS Naturally Aspirated	
L6 3.8L GAS Naturally Aspirated (VIN S)		Water Pump	DP1029	Water Pump	DP1029
Water Pump	DP846	1967 Caprice		V8 7.0L GAS Naturally Aspirated	
L6 4.1L GAS Naturally Aspirated (VIN P)		L6 4.1L GAS Naturally Aspirated		Water Pump	DP1029
Water Pump	DP846	Water Pump	DP846	1967 K20 Panel	
V8 5.0L GAS Naturally Aspirated (VIN E)		V8 4.6L GAS Naturally Aspirated		L6 4.1L GAS Naturally Aspirated	
Heavy Duty	DP1331 ²⁹	Heavy Duty	DP1331 ²⁹	Water Pump	DP846
Standard Duty	DP1313	Standard Duty	DP1313	V8 4.6L GAS Naturally Aspirated	
1967 Bel Air		V8 5.3L GAS Naturally Aspirated		Heavy Duty	DP1331 ²⁹
L6 4.1L GAS Naturally Aspirated		Heavy Duty	DP1331 ²⁹	Standard Duty	DP1313
Water Pump	DP846	Standard Duty	DP1313	V8 5.4L GAS Naturally Aspirated	
V8 4.6L GAS Naturally Aspirated		V8 6.5L GAS Naturally Aspirated		Heavy Duty	DP1331 ²⁹
Heavy Duty	DP1331 ²⁹	Water Pump	DP1029	Standard Duty	DP1313
Standard Duty	DP1313	V8 7.0L GAS Naturally Aspirated		1967 Malibu	
V8 5.3L GAS Naturally Aspirated		Water Pump	DP1029	V8 4.6L GAS Naturally Aspirated	
Heavy Duty	DP1331 ²⁹	1967 Chevelle		Heavy Duty	DP1331 ²⁹
Standard Duty	DP1313	V8 4.6L GAS Naturally Aspirated		Standard Duty	DP1313
V8 6.5L GAS Naturally Aspirated		Heavy Duty	DP1331 ²⁹	V8 5.3L GAS Naturally Aspirated	
Water Pump	DP1029	Standard Duty	DP1313	Heavy Duty	DP1331 ²⁹
V8 7.0L GAS Naturally Aspirated		V8 5.3L GAS Naturally Aspirated		Standard Duty	DP1313
Water Pump	DP1029	Heavy Duty	DP1331 ²⁹	V8 6.5L GAS Naturally Aspirated	
1967 Biscayne		Standard Duty	DP1313	Water Pump	DP1029
L6 4.1L GAS Naturally Aspirated		V8 5.4L GAS Naturally Aspirated		1967 Suburban	
Water Pump	DP846	Heavy Duty	DP1331 ²⁹	L6 4.1L GAS Naturally Aspirated	
V8 4.6L GAS Naturally Aspirated		Standard Duty	DP1313	Water Pump	DP846
Heavy Duty	DP1331 ²⁹	V8 6.5L GAS Naturally Aspirated		L6 4.8L GAS Naturally Aspirated	
Standard Duty	DP1313	Water Pump	DP1029	Water Pump	DP1073
V8 5.3L GAS Naturally Aspirated		1967 Chevy II		V8 4.6L GAS Naturally Aspirated	
Heavy Duty	DP1331 ²⁹	L4 2.5L GAS Naturally Aspirated		Heavy Duty	DP1331 ²⁹
Standard Duty	DP1313	Water Pump	DP846	Standard Duty	DP1313
V8 6.5L GAS Naturally Aspirated		L6 3.2L GAS Naturally Aspirated		V8 5.3L GAS Naturally Aspirated	
Water Pump	DP1029	Water Pump	DP846	Heavy Duty	DP1331 ²⁹
V8 7.0L GAS Naturally Aspirated		L6 4.1L GAS Naturally Aspirated		Standard Duty	DP1313
Water Pump	DP1029	Water Pump	DP846	1967 Van P Series	
1967 C & K Series Pickups		V8 4.6L GAS Naturally Aspirated		L6 3.8L GAS Naturally Aspirated	
L6 3.8L GAS Naturally Aspirated		Heavy Duty	DP1331 ²⁹	Water Pump	DP846
Water Pump	DP846	Standard Duty	DP1313	L6 4.1L GAS Naturally Aspirated	
L6 4.1L GAS Naturally Aspirated		V8 5.3L GAS Naturally Aspirated		Water Pump	DP846
Water Pump	DP846	Heavy Duty	DP1331 ²⁹	L6 4.8L GAS Naturally Aspirated	
L6 4.8L GAS Naturally Aspirated		Standard Duty	DP1313	Water Pump	DP1073
Water Pump	DP1073	1967 Corvette		1967 Vans G Series	
V8 4.6L GAS Naturally Aspirated		V8 5.3L GAS Naturally Aspirated		L6 3.8L GAS Naturally Aspirated	
Heavy Duty	DP1331 ²⁹	Heavy Duty	DP1331 ²⁹	Water Pump	DP846
Standard Duty	DP1313	Standard Duty	DP1313	L6 4.1L GAS Naturally Aspirated	
V8 5.3L GAS Naturally Aspirated		V8 7.0L GAS Naturally Aspirated		Water Pump	DP846
Heavy Duty	DP1331 ²⁹	Water Pump	DP1029	V8 4.6L GAS Naturally Aspirated	
Standard Duty	DP1313	1967 El Camino		Heavy Duty	DP1331 ²⁹
1967 C10 Panel		V8 4.6L GAS Naturally Aspirated		Standard Duty	DP1313
L6 4.1L GAS Naturally Aspirated		Heavy Duty	DP1331 ²⁹	1966 Bel Air	
Water Pump	DP846	Standard Duty	DP1313	L6 4.1L GAS Naturally Aspirated	
1967 C20 Panel		V8 5.3L GAS Naturally Aspirated		Water Pump	DP846
L6 4.1L GAS Naturally Aspirated		Heavy Duty	DP1331 ²⁹	V8 4.6L GAS Naturally Aspirated	
Water Pump	DP846	Standard Duty	DP1313	Heavy Duty	DP1331 ²⁹
1967 Camaro		V8 6.5L GAS Naturally Aspirated		Standard Duty	DP1313
L6 3.8L GAS Naturally Aspirated		Water Pump	DP1029	V8 5.3L GAS Naturally Aspirated	
Water Pump	DP846	1967 Impala		Heavy Duty	DP1331 ²⁹
L6 4.1L GAS Naturally Aspirated		L6 4.1L GAS Naturally Aspirated		Standard Duty	DP1313
Water Pump	DP846	Water Pump	DP846		

9 Interference Engine 11 Water Pump Driven by Timing Belt 27 It is recommended that the FAN CLUTCH for this application be replaced. 28 Failure to inspect or replace worn or defective fan clutch may void warranty 29 Heavy Duty option is for performance enhanced engines/severe duty applications

Chevrolet		Chevrolet		Chevrolet	
1966 Bel Air		1966 Chevy II		1966 Van P Series	
V8 6.5L GAS Naturally Aspirated		V8 5.3L GAS Naturally Aspirated		L6 4.8L GAS Naturally Aspirated	
Water Pump	DP1029	Heavy Duty	DP1331 ²⁹	Water Pump	DP1073
V8 7.0L GAS Naturally Aspirated		V8 5.4L GAS Naturally Aspirated		1966 Vans G Series	
Water Pump	DP1029	Standard Duty	DP1313	L6 3.8L GAS Naturally Aspirated	
1966 Biscayne		Heavy Duty	DP1331 ²⁹	Water Pump	DP846
L6 4.1L GAS Naturally Aspirated		Standard Duty	DP1313	1965 Bel Air	
Water Pump	DP846	1966 Corvette		L6 3.8L GAS Naturally Aspirated	
V8 4.6L GAS Naturally Aspirated		V8 5.3L GAS Naturally Aspirated		Water Pump	DP846
Heavy Duty	DP1331 ²⁹	Heavy Duty	DP1331 ²⁹	L6 4.1L GAS Naturally Aspirated	
Standard Duty	DP1313	Standard Duty	DP1313	Water Pump	DP846
V8 5.3L GAS Naturally Aspirated		V8 7.0L GAS Naturally Aspirated		V8 4.6L GAS Naturally Aspirated	
Heavy Duty	DP1331 ²⁹	Water Pump	DP1029	Heavy Duty	DP1331 ²⁹
Standard Duty	DP1313	1966 El Camino		Standard Duty	DP1313
V8 6.5L GAS Naturally Aspirated		V8 4.6L GAS Naturally Aspirated		V8 5.3L GAS Naturally Aspirated	
Water Pump	DP1029	Heavy Duty	DP1331 ²⁹	Heavy Duty	DP1331 ²⁹
V8 7.0L GAS Naturally Aspirated		Standard Duty	DP1313	Standard Duty	DP1313
Water Pump	DP1029	V8 5.3L GAS Naturally Aspirated		V8 6.5L GAS Naturally Aspirated	
1966 C & K Series Pickups		Heavy Duty	DP1331 ²⁹	Water Pump	DP1029
L6 3.8L GAS Naturally Aspirated		Standard Duty	DP1313	1965 Biscayne	
Water Pump	DP846	V8 6.5L GAS Naturally Aspirated		L6 3.8L GAS Naturally Aspirated	
L6 4.1L GAS Naturally Aspirated		Water Pump	DP1029	Water Pump	DP846
Water Pump	DP846	1966 Impala		L6 4.1L GAS Naturally Aspirated	
L6 4.8L GAS Naturally Aspirated		L6 4.1L GAS Naturally Aspirated		Water Pump	DP846
Water Pump	DP1073	Water Pump	DP846	V8 4.6L GAS Naturally Aspirated	
V8 4.6L GAS Naturally Aspirated		V8 4.6L GAS Naturally Aspirated		Heavy Duty	DP1331 ²⁹
Heavy Duty	DP1331 ²⁹	Heavy Duty	DP1331 ²⁹	Standard Duty	DP1313
Standard Duty	DP1313	Standard Duty	DP1313	V8 5.3L GAS Naturally Aspirated	
V8 5.3L GAS Naturally Aspirated		V8 5.3L GAS Naturally Aspirated		Heavy Duty	DP1331 ²⁹
Heavy Duty	DP1331 ²⁹	Heavy Duty	DP1331 ²⁹	Standard Duty	DP1313
Standard Duty	DP1313	Standard Duty	DP1313	V8 6.5L GAS Naturally Aspirated	
1966 C10 Panel		V8 5.4L GAS Naturally Aspirated		Water Pump	DP1029
L6 4.1L GAS Naturally Aspirated		Heavy Duty	DP1331 ²⁹	1965 C & K Series Pickups	
Water Pump	DP846	Standard Duty	DP1313	L6 3.8L GAS Naturally Aspirated	
1966 C30 Panel		V8 6.5L GAS Naturally Aspirated		Water Pump	DP846
L6 4.1L GAS Naturally Aspirated		Water Pump	DP1029	L6 4.8L GAS Naturally Aspirated	
Water Pump	DP846	V8 7.0L GAS Naturally Aspirated		Water Pump	DP1073
1966 Caprice		Water Pump	DP1029	V8 4.6L GAS Naturally Aspirated	
V8 4.6L GAS Naturally Aspirated		1966 Malibu		Heavy Duty	DP1331 ²⁹
Heavy Duty	DP1331 ²⁹	V8 4.6L GAS Naturally Aspirated		Standard Duty	DP1313
Standard Duty	DP1313	Heavy Duty	DP1331 ²⁹	1965 C10 Panel	
V8 5.3L GAS Naturally Aspirated		Standard Duty	DP1313	L6 3.8L GAS Naturally Aspirated	
Heavy Duty	DP1331 ²⁹	V8 5.3L GAS Naturally Aspirated		Water Pump	DP846
Standard Duty	DP1313	Heavy Duty	DP1331 ²⁹	1965 C30 Panel	
V8 6.5L GAS Naturally Aspirated		Standard Duty	DP1313	L6 3.8L GAS Naturally Aspirated	
Water Pump	DP1029	V8 6.5L GAS Naturally Aspirated		Water Pump	DP846
V8 7.0L GAS Naturally Aspirated		Water Pump	DP1029	1965 Chevelle	
Water Pump	DP1029	1966 Suburban		V8 4.6L GAS Naturally Aspirated	
1966 Chevelle		L6 3.8L GAS Naturally Aspirated		Heavy Duty	DP1331 ²⁹
V8 4.6L GAS Naturally Aspirated		Water Pump	DP846	Standard Duty	DP1313
Heavy Duty	DP1331 ²⁹	L6 4.1L GAS Naturally Aspirated		V8 5.3L GAS Naturally Aspirated	
Standard Duty	DP1313	Water Pump	DP846	Heavy Duty	DP1331 ²⁹
V8 5.3L GAS Naturally Aspirated		L6 4.8L GAS Naturally Aspirated		Standard Duty	DP1313
Heavy Duty	DP1331 ²⁹	Water Pump	DP1073	V8 5.4L GAS Naturally Aspirated	
Standard Duty	DP1313	V8 4.6L GAS Naturally Aspirated		Heavy Duty	DP1331 ²⁹
V8 6.5L GAS Naturally Aspirated		Heavy Duty	DP1331 ²⁹	Standard Duty	DP1313
Water Pump	DP1029	Standard Duty	DP1313	V8 6.5L GAS Naturally Aspirated	
1966 Chevy II		V8 5.3L GAS Naturally Aspirated		Water Pump	DP1029
L4 2.5L GAS Naturally Aspirated		Heavy Duty	DP1331 ²⁹	1965 Chevy II	
Water Pump	DP846	Standard Duty	DP1313	L4 2.5L GAS Naturally Aspirated	
L6 3.2L GAS Naturally Aspirated		1966 Van P Series		Water Pump	DP846
Water Pump	DP846	L6 3.2L GAS Naturally Aspirated		L6 3.2L GAS Naturally Aspirated	
L6 3.8L GAS Naturally Aspirated		Water Pump	DP846	Water Pump	DP846
Water Pump	DP846	L6 3.8L GAS Naturally Aspirated		L6 3.8L GAS Naturally Aspirated	
V8 4.6L GAS Naturally Aspirated		Water Pump	DP846	Water Pump	DP846
Heavy Duty	DP1331 ²⁹	L6 4.1L GAS Naturally Aspirated		V8 4.6L GAS Naturally Aspirated	
Standard Duty	DP1313	Water Pump	DP846	Heavy Duty	DP1331 ²⁹

Chevrolet		Chevrolet		Chevrolet	
1965 Chevy II		1964 Bel Air		1964 Malibu	
V8 5.3L GAS Naturally Aspirated		V8 5.3L GAS Naturally Aspirated		V8 5.3L GAS Naturally Aspirated	
Heavy Duty	DP1331 ²⁹	Standard Duty	DP1313	Heavy Duty	DP1331 ²⁹
Standard Duty	DP1313	1964 Biscayne		Standard Duty	DP1313
V8 5.4L GAS Naturally Aspirated		L6 3.8L GAS Naturally Aspirated		1964 Suburban	
Heavy Duty	DP1331 ²⁹	Water Pump	DP846	L6 3.8L GAS Naturally Aspirated	
Standard Duty	DP1313	V8 4.6L GAS Naturally Aspirated		Water Pump	DP846
1965 Corvette		Heavy Duty	DP1331 ²⁹	V8 4.6L GAS Naturally Aspirated	
V8 5.3L GAS Naturally Aspirated		Standard Duty	DP1313	Heavy Duty	DP1331 ²⁹
Heavy Duty	DP1331 ²⁹	V8 5.3L GAS Naturally Aspirated		Standard Duty	DP1313
Standard Duty	DP1313	Heavy Duty	DP1331 ²⁹	1964 Van P Series	
V8 6.5L GAS Naturally Aspirated		Standard Duty	DP1313	L4 2.5L GAS Naturally Aspirated	
Water Pump	DP1029	1964 C & K Series Pickups		Water Pump	DP846
1965 El Camino		L6 3.8L GAS Naturally Aspirated		L6 3.8L GAS Naturally Aspirated	
V8 4.6L GAS Naturally Aspirated		Water Pump	DP846	Water Pump	DP846
Heavy Duty	DP1331 ²⁹	V8 4.6L GAS Naturally Aspirated		1964 Vans G Series	
Standard Duty	DP1313	Heavy Duty	DP1331 ²⁹	L6 3.2L GAS Naturally Aspirated	
V8 5.3L GAS Naturally Aspirated		Standard Duty	DP1313	Water Pump	DP846
Heavy Duty	DP1331 ²⁹	1964 C10 Panel		1963 Bel Air	
Standard Duty	DP1313	L6 3.8L GAS Naturally Aspirated		L6 3.8L GAS Naturally Aspirated	
1965 Impala		Water Pump	DP846	Water Pump	DP846
L6 3.8L GAS Naturally Aspirated		1964 C30 Panel		V8 4.6L GAS Naturally Aspirated	
Water Pump	DP846	L6 3.8L GAS Naturally Aspirated		Heavy Duty	DP1331 ²⁹
L6 4.1L GAS Naturally Aspirated		Water Pump	DP846	Standard Duty	DP1313
Water Pump	DP846	1964 Chevelle		V8 5.3L GAS Naturally Aspirated	
V8 4.6L GAS Naturally Aspirated		V8 4.6L GAS Naturally Aspirated		Heavy Duty	DP1331 ²⁹
Heavy Duty	DP1331 ²⁹	Heavy Duty	DP1331 ²⁹	Standard Duty	DP1313
Standard Duty	DP1313	Standard Duty	DP1313	1963 Biscayne	
V8 5.3L GAS Naturally Aspirated		V8 5.3L GAS Naturally Aspirated		L6 3.8L GAS Naturally Aspirated	
Heavy Duty	DP1331 ²⁹	Heavy Duty	DP1331 ²⁹	Water Pump	DP846
Standard Duty	DP1313	Standard Duty	DP1313	V8 4.6L GAS Naturally Aspirated	
V8 5.4L GAS Naturally Aspirated		1964 Chevy II		Heavy Duty	DP1331 ²⁹
Heavy Duty	DP1331 ²⁹	L4 2.5L GAS Naturally Aspirated		Standard Duty	DP1313
Standard Duty	DP1313	Water Pump	DP846	V8 5.3L GAS Naturally Aspirated	
V8 6.5L GAS Naturally Aspirated		L6 3.2L GAS Naturally Aspirated		Heavy Duty	DP1331 ²⁹
Water Pump	DP1029	Water Pump	DP846	Standard Duty	DP1313
1965 Malibu		L6 3.8L GAS Naturally Aspirated		1963 C & K Series Pickups	
V8 4.6L GAS Naturally Aspirated		Water Pump	DP846	L6 3.8L GAS Naturally Aspirated	
Heavy Duty	DP1331 ²⁹	V8 4.6L GAS Naturally Aspirated		Water Pump	DP846
Standard Duty	DP1313	Heavy Duty	DP1331 ²⁹	V8 4.6L GAS Naturally Aspirated	
V8 5.3L GAS Naturally Aspirated		Standard Duty	DP1313	Heavy Duty	DP1331 ²⁹
Heavy Duty	DP1331 ²⁹	1964 Corvette		Standard Duty	DP1313
Standard Duty	DP1313	V8 5.3L GAS Naturally Aspirated		1963 C10 Panel	
V8 6.5L GAS Naturally Aspirated		Heavy Duty	DP1331 ²⁹	L6 3.8L GAS Naturally Aspirated	
Water Pump	DP1029	Standard Duty	DP1313	Water Pump	DP846
1965 Suburban		1964 El Camino		1963 C30 Panel	
L6 3.8L GAS Naturally Aspirated		V8 4.6L GAS Naturally Aspirated		L6 3.8L GAS Naturally Aspirated	
Water Pump	DP846	Heavy Duty	DP1331 ²⁹	Water Pump	DP846
L6 4.8L GAS Naturally Aspirated		Standard Duty	DP1313	1963 Chevy II	
Water Pump	DP1073	V8 5.3L GAS Naturally Aspirated		L4 2.5L GAS Naturally Aspirated	
V8 4.6L GAS Naturally Aspirated		Heavy Duty	DP1331 ²⁹	Water Pump	DP846
Heavy Duty	DP1331 ²⁹	Standard Duty	DP1313	L6 3.2L GAS Naturally Aspirated	
Standard Duty	DP1313	1964 Impala		Water Pump	DP846
1965 Van P Series		L6 3.8L GAS Naturally Aspirated		V8 4.6L GAS Naturally Aspirated	
L4 2.5L GAS Naturally Aspirated		Water Pump	DP846	Heavy Duty	DP1331 ²⁹
Water Pump	DP846	V8 4.6L GAS Naturally Aspirated		Standard Duty	DP1313
L6 3.8L GAS Naturally Aspirated		Heavy Duty	DP1331 ²⁹	1963 Corvette	
Water Pump	DP846	Standard Duty	DP1313	V8 5.3L GAS Naturally Aspirated	
L6 4.8L GAS Naturally Aspirated		V8 5.3L GAS Naturally Aspirated		Heavy Duty	DP1331 ²⁹
Water Pump	DP1073	Heavy Duty	DP1331 ²⁹	Standard Duty	DP1313
1964 Bel Air		Standard Duty	DP1313	1963 Impala	
L6 3.8L GAS Naturally Aspirated		V8 5.4L GAS Naturally Aspirated		L6 3.8L GAS Naturally Aspirated	
Water Pump	DP846	Heavy Duty	DP1331 ²⁹	Water Pump	DP846
V8 4.6L GAS Naturally Aspirated		Standard Duty	DP1313	V8 4.6L GAS Naturally Aspirated	
Heavy Duty	DP1331 ²⁹	1964 Malibu		Heavy Duty	DP1331 ²⁹
Standard Duty	DP1313	V8 4.6L GAS Naturally Aspirated		Standard Duty	DP1313
V8 5.3L GAS Naturally Aspirated		Heavy Duty	DP1331 ²⁹	V8 5.3L GAS Naturally Aspirated	
Heavy Duty	DP1331 ²⁹	Standard Duty	DP1313	Heavy Duty	DP1331 ²⁹

9 Interference Engine 11 Water Pump Driven by Timing Belt 27 It is recommended that the FAN CLUTCH for this application be replaced. 28 Failure to inspect or replace worn or defective fan clutch may void warranty 29 Heavy Duty option is for performance enhanced engines/severe duty applications

Chevrolet		Chevrolet		Chevrolet	
1963 Impala		1962 Van P Series		1960 Brookwood	
V8 5.3L GAS Naturally Aspirated		L6 3.8L GAS Naturally Aspirated		V8 4.6L GAS Naturally Aspirated	
Standard Duty	DP1313	Water Pump	DP1107	Heavy Duty	DP1331 ²⁹
1963 Suburban		V8 4.6L GAS Naturally Aspirated		Standard Duty	DP1313
L6 3.8L GAS Naturally Aspirated		Heavy Duty	DP1331 ²⁹	1960 C & K Series Pickups	
Water Pump	DP846	Standard Duty	DP1313	V8 4.6L GAS Naturally Aspirated	
V8 4.6L GAS Naturally Aspirated		1961 Bel Air		Heavy Duty	DP1331 ²⁹
Heavy Duty	DP1331 ²⁹	V8 4.6L GAS Naturally Aspirated		Standard Duty	DP1313
Standard Duty	DP1313	Heavy Duty	DP1331 ²⁹	1960 C10 Panel	
1963 Van P Series		Standard Duty	DP1313	L6 3.9L GAS Naturally Aspirated	
L4 2.5L GAS Naturally Aspirated		1961 Biscayne		Water Pump	DP1107
Water Pump	DP846	L6 3.8L GAS Naturally Aspirated		1960 C30 Panel	
L6 3.8L GAS Naturally Aspirated		Water Pump	DP1107	L6 3.9L GAS Naturally Aspirated	
Water Pump	DP846	V8 4.6L GAS Naturally Aspirated		Water Pump	DP1107
1962 Bel Air		Heavy Duty	DP1331 ²⁹	1960 Corvette	
V8 4.6L GAS Naturally Aspirated		Standard Duty	DP1313	V8 4.6L GAS Naturally Aspirated	
Heavy Duty	DP1331 ²⁹	1961 Brookwood		Heavy Duty	DP1331 ²⁹
Standard Duty	DP1313	V8 4.6L GAS Naturally Aspirated		Standard Duty	DP1313
V8 5.3L GAS Naturally Aspirated		Heavy Duty	DP1331 ²⁹	1960 El Camino	
Heavy Duty	DP1331 ²⁹	Standard Duty	DP1313	V8 4.6L GAS Naturally Aspirated	
Standard Duty	DP1313	1961 C & K Series Pickups		Heavy Duty	DP1331 ²⁹
1962 Biscayne		L6 3.8L GAS Naturally Aspirated		Standard Duty	DP1313
L6 3.8L GAS Naturally Aspirated		Water Pump	DP1107	1960 Impala	
Water Pump	DP1107	V8 4.6L GAS Naturally Aspirated		L6 3.8L GAS Naturally Aspirated	
V8 4.6L GAS Naturally Aspirated		Heavy Duty	DP1331 ²⁹	Water Pump	DP1107
Heavy Duty	DP1331 ²⁹	Standard Duty	DP1313	V8 4.6L GAS Naturally Aspirated	
Standard Duty	DP1313	1961 C10 Panel		Heavy Duty	DP1331 ²⁹
V8 5.3L GAS Naturally Aspirated		L6 3.9L GAS Naturally Aspirated		Standard Duty	DP1313
Heavy Duty	DP1331 ²⁹	Water Pump	DP1107	1960 Kingswood	
Standard Duty	DP1313	1961 C30 Panel		V8 4.6L GAS Naturally Aspirated	
1962 C & K Series Pickups		L6 3.9L GAS Naturally Aspirated		Heavy Duty	DP1331 ²⁹
L6 3.8L GAS Naturally Aspirated		Water Pump	DP1107	Standard Duty	DP1313
Water Pump	DP1107	1961 Corvette		1960 Suburban	
V8 4.6L GAS Naturally Aspirated		V8 4.6L GAS Naturally Aspirated		L6 3.8L GAS Naturally Aspirated	
Heavy Duty	DP1331 ²⁹	Heavy Duty	DP1331 ²⁹	Water Pump	DP1107
Standard Duty	DP1313	Standard Duty	DP1313	1960 Truck	
1962 C10 Panel		1961 Impala		L6 3.8L GAS Naturally Aspirated	
L6 3.9L GAS Naturally Aspirated		L6 3.8L GAS Naturally Aspirated		Water Pump	DP1107
Water Pump	DP1107	Water Pump	DP1107	V8 4.6L GAS Naturally Aspirated	
1962 C30 Panel		V8 4.6L GAS Naturally Aspirated		Heavy Duty	DP1331 ²⁹
L6 3.9L GAS Naturally Aspirated		Heavy Duty	DP1331 ²⁹	Standard Duty	DP1313
Water Pump	DP1107	Standard Duty	DP1313	1960 Van P Series	
1962 Chevy II		1961 Kingswood		L6 3.8L GAS Naturally Aspirated	
L4 2.5L GAS Naturally Aspirated		V8 4.6L GAS Naturally Aspirated		Water Pump	DP1107
Water Pump	DP846	Heavy Duty	DP1331 ²⁹	1959 Bel Air	
L6 3.2L GAS Naturally Aspirated		Standard Duty	DP1313	V8 4.6L GAS Naturally Aspirated	
Water Pump	DP846	1961 Suburban		Heavy Duty	DP1331 ²⁹
1962 Corvette		L6 3.8L GAS Naturally Aspirated		Standard Duty	DP1313
V8 5.3L GAS Naturally Aspirated		Water Pump	DP1107	1959 Biscayne	
Heavy Duty	DP1331 ²⁹	V8 4.6L GAS Naturally Aspirated		V8 4.6L GAS Naturally Aspirated	
Standard Duty	DP1313	Heavy Duty	DP1331 ²⁹	Heavy Duty	DP1331 ²⁹
1962 Impala		Standard Duty	DP1313	Standard Duty	DP1313
L6 3.8L GAS Naturally Aspirated		1961 Van P Series		1959 Brookwood	
Water Pump	DP1107	L6 3.8L GAS Naturally Aspirated		V8 4.6L GAS Naturally Aspirated	
V8 4.6L GAS Naturally Aspirated		Water Pump	DP1107	Heavy Duty	DP1331 ²⁹
Heavy Duty	DP1331 ²⁹	V8 4.6L GAS Naturally Aspirated		Standard Duty	DP1313
Standard Duty	DP1313	Heavy Duty	DP1331 ²⁹	1959 Corvette	
V8 5.3L GAS Naturally Aspirated		Standard Duty	DP1313	V8 4.6L GAS Naturally Aspirated	
Heavy Duty	DP1331 ²⁹	1960 Bel Air		Heavy Duty	DP1331 ²⁹
Standard Duty	DP1313	V8 4.6L GAS Naturally Aspirated		Standard Duty	DP1313
1962 Suburban		Heavy Duty	DP1331 ²⁹	1959 El Camino	
L6 3.8L GAS Naturally Aspirated		Standard Duty	DP1313	V8 4.6L GAS Naturally Aspirated	
Water Pump	DP1107	1960 Biscayne		Heavy Duty	DP1331 ²⁹
V8 4.6L GAS Naturally Aspirated		L6 3.9L GAS Naturally Aspirated		Standard Duty	DP1313
Heavy Duty	DP1331 ²⁹	Water Pump	DP1107	1959 Impala	
Standard Duty	DP1313	V8 4.6L GAS Naturally Aspirated		V8 4.6L GAS Naturally Aspirated	
		Heavy Duty	DP1331 ²⁹	Heavy Duty	DP1331 ²⁹
		Standard Duty	DP1313	Standard Duty	DP1313

Chevrolet		Chevrolet		Chevrolet	
1959 Kingswood		1957 Two-Ten Series		1952 Styleline Deluxe	
V8 4.6L GAS Naturally Aspirated		V8 4.6L GAS Naturally Aspirated		L6 3.8L GAS Naturally Aspirated	
Heavy Duty	DP1331 ²⁹	Heavy Duty	DP1331 ²⁹	Water Pump	DP1109
Standard Duty	DP1313	Standard Duty	DP1313	L6 3.9L GAS Naturally Aspirated	
1958 Bel Air		1956 Bel Air		Water Pump DP1109	
V8 4.6L GAS Naturally Aspirated		V8 4.3L GAS Naturally Aspirated		1952 Styleline Special	
Heavy Duty	DP1331 ²⁹	Heavy Duty	DP1331 ²⁹	L6 3.5L GAS Naturally Aspirated	
Standard Duty	DP1313	Standard Duty	DP1313	Water Pump DP1109	
1958 Biscayne		1956 Corvette		L6 3.8L GAS Naturally Aspirated	
V8 4.6L GAS Naturally Aspirated		V8 4.3L GAS Naturally Aspirated		Water Pump DP1109	
Heavy Duty	DP1331 ²⁹	Heavy Duty	DP1331 ²⁹	1952 Truck	
Standard Duty	DP1313	Standard Duty	DP1313	L6 3.5L GAS Naturally Aspirated	
1958 Brookwood		1956 One-Fifty Series		Water Pump DP1109	
V8 4.6L GAS Naturally Aspirated		V8 4.3L GAS Naturally Aspirated		L6 3.8L GAS Naturally Aspirated	
Heavy Duty	DP1331 ²⁹	Heavy Duty	DP1331 ²⁹	Water Pump DP1109	
Standard Duty	DP1313	Standard Duty	DP1313	1951 Bel Air	
1958 Corvette		1956 Truck		L6 3.5L GAS Naturally Aspirated	
V8 4.6L GAS Naturally Aspirated		V8 4.3L GAS Naturally Aspirated		Water Pump DP1109	
Heavy Duty	DP1331 ²⁹	Heavy Duty	DP1331 ²⁹	L6 3.8L GAS Naturally Aspirated	
Standard Duty	DP1313	Standard Duty	DP1313	Water Pump DP1109	
1958 Del Ray		1956 Two-Ten Series		L6 3.9L GAS Naturally Aspirated	
V8 4.6L GAS Naturally Aspirated		V8 4.3L GAS Naturally Aspirated		Water Pump DP1109	
Heavy Duty	DP1331 ²⁹	Heavy Duty	DP1331 ²⁹	1951 Fleetline	
Standard Duty	DP1313	Standard Duty	DP1313	L6 3.5L GAS Naturally Aspirated	
1958 Impala		1955 Bel Air		Water Pump DP1109	
V8 4.6L GAS Naturally Aspirated		V8 4.3L GAS Naturally Aspirated		L6 3.8L GAS Naturally Aspirated	
Heavy Duty	DP1331 ²⁹	Heavy Duty	DP1331 ²⁹	Water Pump DP1109	
Standard Duty	DP1313	Standard Duty	DP1313	1951 Styleline Deluxe	
1958 Truck		1955 Corvette		L6 3.5L GAS Naturally Aspirated	
V8 4.6L GAS Naturally Aspirated		V8 4.3L GAS Naturally Aspirated		Water Pump DP1109	
Heavy Duty	DP1331 ²⁹	Heavy Duty	DP1331 ²⁹	L6 3.8L GAS Naturally Aspirated	
Standard Duty	DP1313	Standard Duty	DP1313	Water Pump DP1109	
1957 Bel Air		1955 One-Fifty Series		L6 3.9L GAS Naturally Aspirated	
V8 4.3L GAS Naturally Aspirated		V8 4.3L GAS Naturally Aspirated		Water Pump DP1109	
Heavy Duty	DP1331 ²⁹	Heavy Duty	DP1331 ²⁹	1951 Styleline Special	
Standard Duty	DP1313	Standard Duty	DP1313	L6 3.5L GAS Naturally Aspirated	
V8 4.6L GAS Naturally Aspirated		1955 Truck		Water Pump DP1109	
Heavy Duty	DP1331 ²⁹	V8 4.3L GAS Naturally Aspirated		L6 3.8L GAS Naturally Aspirated	
Standard Duty	DP1313	Heavy Duty DP1331 ²⁹		Water Pump DP1109	
1957 Corvette		Standard Duty DP1313		1951 Truck	
V8 4.6L GAS Naturally Aspirated		1955 Two-Ten Series		L6 3.5L GAS Naturally Aspirated	
Heavy Duty	DP1331 ²⁹	V8 4.3L GAS Naturally Aspirated		Water Pump DP1109	
Standard Duty	DP1313	Heavy Duty DP1331 ²⁹		L6 3.8L GAS Naturally Aspirated	
1957 Del Ray		Standard Duty DP1313		Water Pump DP1109	
V8 4.3L GAS Naturally Aspirated		1954 Corvette		1950 Bel Air	
Heavy Duty	DP1331 ²⁹	L6 3.8L GAS Naturally Aspirated		L6 3.5L GAS Naturally Aspirated	
Standard Duty	DP1313	Water Pump DP1109		Water Pump DP1109	
V8 4.6L GAS Naturally Aspirated		1953 Corvette		L6 3.8L GAS Naturally Aspirated	
Heavy Duty	DP1331 ²⁹	L6 3.8L GAS Naturally Aspirated		Water Pump DP1109	
Standard Duty	DP1313	Water Pump DP1109		L6 3.9L GAS Naturally Aspirated	
1957 One-Fifty Series		L6 3.9L GAS Naturally Aspirated		Water Pump DP1109	
V8 4.3L GAS Naturally Aspirated		1952 Bel Air		1950 Fleetline	
Heavy Duty	DP1331 ²⁹	L6 3.5L GAS Naturally Aspirated		L6 3.5L GAS Naturally Aspirated	
Standard Duty	DP1313	Water Pump DP1109		Water Pump DP1109	
V8 4.6L GAS Naturally Aspirated		L6 3.8L GAS Naturally Aspirated		L6 3.8L GAS Naturally Aspirated	
Heavy Duty	DP1331 ²⁹	Water Pump DP1109		Water Pump DP1109	
Standard Duty	DP1313	L6 3.9L GAS Naturally Aspirated		1950 Styleline Deluxe	
1957 Truck		Water Pump DP1109		L6 3.5L GAS Naturally Aspirated	
V8 4.3L GAS Naturally Aspirated		1952 Fleetline		Water Pump DP1109	
Heavy Duty	DP1331 ²⁹	L6 3.5L GAS Naturally Aspirated		L6 3.8L GAS Naturally Aspirated	
Standard Duty	DP1313	Water Pump DP1109		Water Pump DP1109	
V8 4.6L GAS Naturally Aspirated		L6 3.8L GAS Naturally Aspirated		1950 Styleline Special	
Heavy Duty	DP1331 ²⁹	Water Pump DP1109		L6 3.5L GAS Naturally Aspirated	
Standard Duty	DP1313	1952 Styleline Deluxe		Water Pump DP1109	
1957 Two-Ten Series		L6 3.5L GAS Naturally Aspirated		L6 3.8L GAS Naturally Aspirated	
V8 4.3L GAS Naturally Aspirated		Water Pump DP1109		Water Pump DP1109	
Heavy Duty	DP1331 ²⁹				
Standard Duty	DP1313				

9 Interference Engine 11 Water Pump Driven by Timing Belt 27 It is recommended that the FAN CLUTCH for this application be replaced. 28 Failure to inspect or replace worn or defective fan clutch may void warranty
29 Heavy Duty option is for performance enhanced engines/severe duty applications

Chevrolet	
1950 Truck	
L6 3.5L GAS Naturally Aspirated	
Water Pump	DP1109
1949 Fleetline	
L6 3.5L GAS Naturally Aspirated	
Water Pump	DP1109
1949 Styleline Deluxe	
L6 3.5L GAS Naturally Aspirated	
Water Pump	DP1109
1949 Styleline Special	
L6 3.5L GAS Naturally Aspirated	
Water Pump	DP1109
1949 Truck	
L6 3.5L GAS Naturally Aspirated	
Water Pump	DP1109
1948 Fleetline	
L6 3.5L GAS Naturally Aspirated	
Water Pump	DP1109
1948 Fleetmaster	
L6 3.5L GAS Naturally Aspirated	
Water Pump	DP1109
1948 Stylemaster Series	
L6 3.5L GAS Naturally Aspirated	
Water Pump	DP1109
1948 Truck	
L6 3.5L GAS Naturally Aspirated	
Water Pump	DP1109
1947 Fleetline	
L6 3.5L GAS Naturally Aspirated	
Water Pump	DP1109
1947 Fleetmaster	
L6 3.5L GAS Naturally Aspirated	
Water Pump	DP1109
1947 Stylemaster Series	
L6 3.5L GAS Naturally Aspirated	
Water Pump	DP1109
1947 Truck	
L6 3.5L GAS Naturally Aspirated	
Water Pump	DP1109
1946 Fleetline	
L6 3.5L GAS Naturally Aspirated	
Water Pump	DP1109
1946 Fleetmaster	
L6 3.5L GAS Naturally Aspirated	
Water Pump	DP1109
1946 Stylemaster Series	
L6 3.5L GAS Naturally Aspirated	
Water Pump	DP1109
1946 Truck	
L6 3.5L GAS Naturally Aspirated	
Water Pump	DP1109
1945 Truck	
L6 3.5L GAS Naturally Aspirated	
Water Pump	DP1109
1944 Truck	
L6 3.5L GAS Naturally Aspirated	
Water Pump	DP1109

Chevrolet	
1944 Truck	
L6 3.8L GAS Naturally Aspirated	
Water Pump	DP1109
1943 Truck	
L6 3.5L GAS Naturally Aspirated	
Water Pump	DP1109
L6 3.8L GAS Naturally Aspirated	
Water Pump	DP1109
1942 Special Deluxe	
L6 3.5L GAS Naturally Aspirated	
Water Pump	DP1109
1942 Truck	
L6 3.5L GAS Naturally Aspirated	
Water Pump	DP1109
L6 3.8L GAS Naturally Aspirated	
Water Pump	DP1109
Chrysler	
2017 200	
L4 2.4L GAS Naturally Aspirated (VIN B)	
w/o Housing	DP1016
2016 200	
L4 2.4L GAS Naturally Aspirated (VIN B)	
w/o Housing	DP1016
2015 200	
L4 2.4L GAS Naturally Aspirated (VIN B)	
w/o Housing	DP1016
2014 200	
L4 2.4L GAS Naturally Aspirated (VIN B)	
w/o Housing	DP1016
2013 200	
L4 2.4L GAS Naturally Aspirated (VIN B)	
w/o Housing	DP1016
2012 200	
L4 2.4L GAS Naturally Aspirated (VIN B)	
w/o Housing	DP1016
2011 200	
L4 2.4L GAS Naturally Aspirated (VIN B)	
w/o Housing	DP1016
2010 300	
V6 3.5L GAS Naturally Aspirated (VIN V)	
Water Pump	DP906 ^{11,9}
V8 6.1L GAS Naturally Aspirated (VIN W)	
Water Pump	DP996
2010 PT Cruiser	
L4 2.4L GAS Naturally Aspirated (VIN 9)	
Water Pump	DP507 ^{11,9}
2010 Sebring	
L4 2.4L GAS Naturally Aspirated (VIN B)	
w/o Housing	DP1016
V6 3.5L GAS Naturally Aspirated (VIN V)	
Water Pump	DP906 ^{11,9}
2010 Town & Country	
V6 3.3L FLEX Naturally Aspirated (VIN E)	
Water Pump	DP1440
V6 3.8L FLEX Naturally Aspirated (VIN 1)	
Water Pump	DP1440
V6 3.8L GAS Naturally Aspirated (VIN 1)	
Water Pump	DP1440
V6 4.0L GAS Naturally Aspirated (VIN X)	
Water Pump	DP906 ^{11,9}
2009 300	
V6 3.5L GAS Naturally Aspirated (VIN V)	
Water Pump	DP906 ^{11,9}
V8 6.1L GAS Naturally Aspirated (VIN W)	
Water Pump	DP996
2009 Aspen	
V8 4.7L FLEX Naturally Aspirated (VIN P)	
Water Pump	DP962

Chrysler	
2009 Aspen	
V8 5.7L ELECTRIC/GAS Naturally Aspirated (VIN T)	
Water Pump	DP1452
V8 5.7L GAS Naturally Aspirated (VIN T)	
Water Pump	DP1452
2009 Sebring	
L4 2.4L GAS Naturally Aspirated (VIN B)	
w/o Housing	DP1016
V6 3.5L GAS Naturally Aspirated (VIN V)	
Water Pump	DP906 ^{11,9}
2009 Town & Country	
V6 3.3L FLEX Naturally Aspirated (VIN E)	
Water Pump	DP1440
V6 3.8L GAS Naturally Aspirated (VIN 1)	
Water Pump	DP1440
V6 4.0L GAS Naturally Aspirated (VIN X)	
Water Pump	DP906 ^{11,9}
2008 300	
V6 3.5L GAS Naturally Aspirated (VIN G)	
Water Pump	DP906 ^{11,9}
V8 5.7L GAS Naturally Aspirated (VIN H)	
Water Pump	DP996
V8 6.1L GAS Naturally Aspirated (VIN W)	
Water Pump	DP996
2008 Aspen	
V8 4.7L FLEX Naturally Aspirated (VIN N)	
Water Pump	DP962
V8 4.7L GAS Naturally Aspirated (VIN N)	
Water Pump	DP962
V8 5.7L GAS Naturally Aspirated (VIN 2)	
Water Pump	DP977 ^{27,28}
2008 Crossfire	
V6 3.2L GAS Naturally Aspirated (VIN L)	
Water Pump	DP381
2008 Pacifica	
V6 3.8L GAS Naturally Aspirated (VIN L)	
Water Pump	DP1379
V6 4.0L GAS Naturally Aspirated (VIN X)	
Water Pump	DP906 ^{11,9}
2008 Sebring	
V6 3.5L GAS Naturally Aspirated (VIN M)	
Water Pump	DP906 ^{11,9}
2008 Town & Country	
V6 3.3L FLEX Naturally Aspirated (VIN H)	
Water Pump	DP1440
V6 3.8L GAS Naturally Aspirated (VIN P)	
Water Pump	DP1440
V6 4.0L GAS Naturally Aspirated (VIN X)	
Water Pump	DP906 ^{11,9}
2007 300	
V6 2.7L GAS Naturally Aspirated (VIN R)	
Water Pump	DP978
V6 3.5L GAS Naturally Aspirated (VIN G)	
Water Pump	DP906 ^{11,9}
V8 5.7L GAS Naturally Aspirated (VIN H)	
Water Pump	DP996
V8 6.1L GAS Naturally Aspirated (VIN W)	
Water Pump	DP996
2007 Aspen	
V8 4.7L FLEX Naturally Aspirated (VIN P)	
Water Pump	DP962
V8 4.7L GAS Naturally Aspirated (VIN N)	
Water Pump	DP962
V8 5.7L GAS Naturally Aspirated (VIN 2)	
Water Pump	DP977 ^{27,28}
2007 Pacifica	
V6 3.8L GAS Naturally Aspirated (VIN L)	
Water Pump	DP1379

Chrysler		Chrysler		Chrysler	
2007 Pacifica		2005 Sebring		2003 Town & Country	
V6 4.0L GAS Naturally Aspirated (VIN X)		V6 3.0L GAS Naturally Aspirated (VIN H)		V6 3.3L FLEX Naturally Aspirated (VIN 3)	
Water Pump DP906 ^{11,9}		Water Pump DP1323 ^{11,9}		Water Pump DP969	
2007 Sebring		2005 Town & Country		V6 3.3L GAS Naturally Aspirated (VIN R)	
V6 2.7L FLEX Naturally Aspirated (VIN R)		V6 3.3L GAS Naturally Aspirated (VIN R)		Water Pump DP969	
Water Pump DP978		Water Pump DP969		V6 3.8L GAS Naturally Aspirated (VIN L)	
V6 2.7L GAS Naturally Aspirated (VIN R)		V6 3.8L GAS Naturally Aspirated (VIN L)		Water Pump DP969	
Water Pump DP978		Water Pump DP969		2003 Voyager	
V6 3.5L GAS Naturally Aspirated (VIN M)		2004 300M		L4 2.4L GAS Naturally Aspirated (VIN B)	
Water Pump DP906 ^{11,9}		V6 3.5L GAS Naturally Aspirated (VIN G)		Water Pump DP507 ^{11,9}	
2007 Town & Country		Water Pump DP595 ^{11,9}		V6 3.3L FLEX Naturally Aspirated (VIN 3)	
V6 3.3L GAS Naturally Aspirated (VIN R)		V6 3.5L GAS Naturally Aspirated (VIN K)		Water Pump DP969	
Water Pump DP969		Water Pump DP595 ^{11,9}		V6 3.3L GAS Naturally Aspirated (VIN R)	
V6 3.8L GAS Naturally Aspirated (VIN L)		2004 Concorde		Water Pump DP969	
Water Pump DP969		V6 2.7L GAS Naturally Aspirated (VIN R)		2002 300M	
2006 300		Water Pump DP978		V6 3.5L GAS Naturally Aspirated (VIN G)	
V6 2.7L GAS Naturally Aspirated (VIN R)		V6 3.5L GAS Naturally Aspirated (VIN G)		Water Pump DP595 ^{11,9}	
Water Pump DP978		Water Pump DP595 ^{11,9}		V6 3.5L GAS Naturally Aspirated (VIN K)	
V6 3.5L GAS Naturally Aspirated (VIN G)		V6 3.5L GAS Naturally Aspirated (VIN M)		Water Pump DP595 ^{11,9}	
Water Pump DP906 ^{11,9}		Water Pump DP595 ^{11,9}		2002 Concorde	
V8 5.7L GAS Naturally Aspirated (VIN H)		2004 Crossfire		V6 2.7L GAS Naturally Aspirated (VIN R)	
Water Pump DP996		V6 3.2L GAS Naturally Aspirated (VIN L)		Water Pump DP978	
V8 6.1L GAS Naturally Aspirated (VIN W)		Water Pump DP381		V6 3.5L GAS Naturally Aspirated (VIN G)	
Water Pump DP996		2004 Intrepid		Water Pump DP595 ^{11,9}	
2006 Crossfire		V6 2.7L GAS Naturally Aspirated (VIN R)		V6 3.5L GAS Naturally Aspirated (VIN M)	
V6 3.2L GAS Naturally Aspirated (VIN L)		Water Pump DP978		Water Pump DP595 ^{11,9}	
Water Pump DP381		V6 3.5L GAS Naturally Aspirated (VIN G)		2002 Intrepid	
V6 3.2L GAS Supercharged (VIN N)		Water Pump DP595 ^{11,9}		V6 2.7L GAS Naturally Aspirated (VIN R)	
Water Pump DP381		2004 Pacifica		Water Pump DP978	
2006 Pacifica		V6 3.5L GAS Naturally Aspirated (VIN 4)		V6 3.5L GAS Naturally Aspirated (VIN G)	
V6 3.5L GAS Naturally Aspirated (VIN 4)		Water Pump DP595 ^{11,9}		Water Pump DP595 ^{11,9}	
Water Pump DP906 ^{11,9}		2004 Sebring		2002 Neon	
2006 Sebring		V6 2.7L FLEX Naturally Aspirated (VIN T)		L4 2.0L GAS Naturally Aspirated (VIN C)	
L4 2.4L GAS Naturally Aspirated (VIN X)		Water Pump DP978		Water Pump DP241 ^{11,9}	
Water Pump DP507 ^{11,9}		V6 2.7L GAS Naturally Aspirated (VIN R)		2002 Prowler	
V6 2.7L FLEX Naturally Aspirated (VIN T)		Water Pump DP978		V6 3.5L GAS Naturally Aspirated (VIN G)	
Water Pump DP978		V6 3.0L GAS Naturally Aspirated (VIN H)		Water Pump DP595 ^{11,9}	
V6 2.7L GAS Naturally Aspirated (VIN R)		Water Pump DP1323 ^{11,9}		2002 PT Cruiser	
Water Pump DP978		2004 Town & Country		L4 2.4L GAS Naturally Aspirated (VIN B)	
2006 Town & Country		V6 3.3L GAS Naturally Aspirated (VIN R)		Water Pump DP507 ^{11,9}	
V6 3.3L GAS Naturally Aspirated (VIN R)		Water Pump DP969		2002 Sebring	
Water Pump DP969		V6 3.8L GAS Naturally Aspirated (VIN L)		V6 2.7L GAS Naturally Aspirated (VIN R)	
V6 3.8L GAS Naturally Aspirated (VIN L)		Water Pump DP969		Water Pump DP978	
Water Pump DP969		2003 300M		V6 3.0L GAS Naturally Aspirated (VIN H)	
2005 300		V6 3.5L GAS Naturally Aspirated (VIN G)		Water Pump DP1323 ^{11,9}	
V6 2.7L GAS Naturally Aspirated (VIN R)		Water Pump DP595 ^{11,9}		2002 Town & Country	
Water Pump DP978		V6 3.5L GAS Naturally Aspirated (VIN K)		V6 3.3L FLEX Naturally Aspirated (VIN 3)	
V6 3.5L GAS Naturally Aspirated (VIN G)		Water Pump DP595 ^{11,9}		Water Pump DP969	
Water Pump DP906 ^{11,9}		2003 Concorde		V6 3.3L GAS Naturally Aspirated (VIN R)	
V8 5.7L GAS Naturally Aspirated (VIN H)		V6 2.7L GAS Naturally Aspirated (VIN R)		Water Pump DP969	
Water Pump DP996		Water Pump DP978		V6 3.8L GAS Naturally Aspirated (VIN L)	
V8 6.1L GAS Naturally Aspirated (VIN W)		V6 3.5L GAS Naturally Aspirated (VIN G)		Water Pump DP969	
Water Pump DP996		Water Pump DP595 ^{11,9}		2002 Voyager	
2005 Crossfire		V6 3.5L GAS Naturally Aspirated (VIN M)		L4 2.4L GAS Naturally Aspirated (VIN B)	
V6 3.2L GAS Naturally Aspirated (VIN L)		Water Pump DP595 ^{11,9}		Water Pump DP507 ^{11,9}	
Water Pump DP381		2003 Intrepid		V6 3.3L FLEX Naturally Aspirated (VIN 3)	
V6 3.2L GAS Supercharged (VIN N)		V6 2.7L GAS Naturally Aspirated (VIN R)		Water Pump DP969	
Water Pump DP381		Water Pump DP978		V6 3.3L GAS Naturally Aspirated (VIN R)	
2005 Pacifica		V6 3.5L GAS Naturally Aspirated (VIN G)		Water Pump DP969	
V6 3.5L GAS Naturally Aspirated (VIN 4)		Water Pump DP595 ^{11,9}		2001 300M	
Water Pump DP906 ^{11,9}		2003 Sebring		V6 3.5L GAS Naturally Aspirated (VIN G)	
V6 3.8L GAS Naturally Aspirated (VIN L)		V6 2.7L FLEX Naturally Aspirated (VIN T)		Water Pump DP595 ^{11,9}	
Water Pump DP1379		Water Pump DP978		2001 Concorde	
2005 Sebring		V6 2.7L GAS Naturally Aspirated (VIN R)		V6 2.7L GAS Naturally Aspirated (VIN R)	
V6 2.7L FLEX Naturally Aspirated (VIN T)		Water Pump DP978		Water Pump DP978	
Water Pump DP978		V6 3.0L GAS Naturally Aspirated (VIN H)		V6 3.2L GAS Naturally Aspirated (VIN J)	
V6 2.7L GAS Naturally Aspirated (VIN R)		Water Pump DP1323 ^{11,9}		Water Pump DP595 ^{11,9}	
Water Pump DP978					

Chrysler	
2001 Intrepid	
V6 2.7L GAS Naturally Aspirated (VIN R)	Water Pump DP978
V6 3.2L GAS Naturally Aspirated (VIN J)	Water Pump DP595 ^{11,9}
V6 3.5L GAS Naturally Aspirated (VIN G)	Water Pump DP595 ^{11,9}
2001 LHS	
V6 3.5L GAS Naturally Aspirated (VIN G)	Water Pump DP595 ^{11,9}
2001 Neon	
L4 2.0L GAS Naturally Aspirated (VIN C)	Water Pump DP241 ^{11,9}
2001 Prowler	
V6 3.5L GAS Naturally Aspirated (VIN G)	Water Pump DP595 ^{11,9}
2001 PT Cruiser	
L4 2.4L GAS Naturally Aspirated (VIN B)	Water Pump DP507 ^{11,9}
2001 Sebring	
V6 2.7L GAS Naturally Aspirated (VIN U)	Water Pump DP978
V6 3.0L GAS Naturally Aspirated (VIN H)	Water Pump DP1323 ^{11,9}
2001 Town & Country	
V6 3.3L FLEX Naturally Aspirated (VIN 3)	Water Pump DP969
V6 3.3L FLEX Naturally Aspirated (VIN G)	Water Pump DP969
V6 3.3L GAS Naturally Aspirated (VIN R)	Water Pump DP969
V6 3.8L GAS Naturally Aspirated (VIN L)	Water Pump DP969
2001 Voyager	
L4 2.4L GAS Naturally Aspirated (VIN B)	Water Pump DP507 ^{11,9}
V6 3.3L FLEX Naturally Aspirated (VIN 3)	Water Pump DP969
V6 3.3L GAS Naturally Aspirated (VIN R)	Water Pump DP969
2000 300M	
V6 3.5L GAS Naturally Aspirated (VIN G)	Water Pump DP595 ^{11,9}
2000 Cirrus	
L4 2.0L GAS Naturally Aspirated (VIN C)	Water Pump DP241 ^{11,9}
L4 2.4L GAS Naturally Aspirated (VIN X)	Water Pump DP507 ^{11,9}
V6 2.5L GAS Naturally Aspirated (VIN H)	Water Pump DP1323 ^{11,9}
2000 Concorde	
V6 2.7L GAS Naturally Aspirated (VIN R)	Water Pump DP978
V6 3.2L GAS Naturally Aspirated (VIN J)	Water Pump DP595 ^{11,9}
2000 Grand Voyager	
V6 3.3L FLEX Naturally Aspirated (VIN G)	Water Pump DP542
V6 3.3L GAS Naturally Aspirated (VIN R)	Water Pump DP542
2000 Intrepid	
V6 2.7L GAS Naturally Aspirated (VIN R)	Water Pump DP978
V6 3.2L GAS Naturally Aspirated (VIN J)	Water Pump DP595 ^{11,9}
V6 3.5L GAS Naturally Aspirated (VIN V)	Water Pump DP595 ^{11,9}

Chrysler	
2000 LHS	
V6 3.5L GAS Naturally Aspirated (VIN G)	Water Pump DP595 ^{11,9}
2000 Neon	
L4 2.0L GAS Naturally Aspirated (VIN C)	Water Pump DP241 ^{11,9}
2000 Sebring	
V6 2.5L GAS Naturally Aspirated (VIN H)	Water Pump DP1323 ^{11,9}
V6 2.5L GAS Naturally Aspirated (VIN N)	Water Pump DP1323 ^{11,9}
2000 Town & Country	
V6 3.3L FLEX Naturally Aspirated (VIN G)	Water Pump DP542
V6 3.3L GAS Naturally Aspirated (VIN R)	Water Pump DP542
V6 3.8L GAS Naturally Aspirated (VIN L)	Water Pump DP542
2000 Voyager	
L4 2.4L GAS Naturally Aspirated (VIN B)	Water Pump DP507 ^{11,9}
V6 3.3L FLEX Naturally Aspirated (VIN G)	Water Pump DP542
V6 3.3L GAS Naturally Aspirated (VIN R)	Water Pump DP542
1999 300M	
V6 3.5L GAS Naturally Aspirated (VIN G)	Water Pump DP595 ^{11,9}
1999 Cirrus	
L4 2.4L GAS Naturally Aspirated (VIN X)	Water Pump DP507 ^{11,9}
V6 2.5L GAS Naturally Aspirated (VIN H)	Water Pump DP1323 ^{11,9}
1999 Concorde	
V6 2.7L GAS Naturally Aspirated (VIN R)	Water Pump DP978
V6 3.2L GAS Naturally Aspirated (VIN J)	Water Pump DP595 ^{11,9}
1999 Intrepid	
V6 2.7L GAS Naturally Aspirated (VIN R)	Water Pump DP978
V6 3.2L GAS Naturally Aspirated (VIN J)	Water Pump DP595 ^{11,9}
1999 LHS	
V6 3.5L GAS Naturally Aspirated (VIN G)	Water Pump DP595 ^{11,9}
1999 Sebring	
L4 2.0L GAS Naturally Aspirated (VIN Y)	Water Pump DP241 ^{11,9}
V6 2.5L GAS Naturally Aspirated (VIN H)	Water Pump DP1323 ^{11,9}
V6 2.5L GAS Naturally Aspirated (VIN N)	Water Pump DP1323 ^{11,9}
1999 Town & Country	
V6 3.3L FLEX Naturally Aspirated (VIN G)	Water Pump DP542
V6 3.3L GAS Naturally Aspirated (VIN R)	Water Pump DP542
V6 3.8L GAS Naturally Aspirated (VIN L)	Water Pump DP542
1998 Cirrus	
V6 2.5L GAS Naturally Aspirated (VIN H)	Water Pump DP1323 ^{11,9}
1998 Concorde	
V6 2.7L GAS Naturally Aspirated (VIN R)	Water Pump DP978
V6 3.2L GAS Naturally Aspirated (VIN J)	Water Pump DP595 ^{11,9}

Chrysler	
1998 Intrepid	
V6 2.7L GAS Naturally Aspirated (VIN R)	Water Pump DP978
V6 3.2L GAS Naturally Aspirated (VIN J)	Water Pump DP595 ^{11,9}
1998 Sebring	
L4 2.0L GAS Naturally Aspirated (VIN Y)	Water Pump DP241 ^{11,9}
L4 2.4L GAS Naturally Aspirated (VIN X)	Water Pump DP507 ^{11,9}
V6 2.5L GAS Naturally Aspirated (VIN H)	Water Pump DP1323 ^{11,9}
V6 2.5L GAS Naturally Aspirated (VIN N)	Water Pump DP1323 ^{11,9}
1998 Town & Country	
V6 3.3L FLEX Naturally Aspirated (VIN G)	Water Pump DP542
V6 3.3L GAS Naturally Aspirated (VIN R)	Water Pump DP542
V6 3.8L GAS Naturally Aspirated (VIN L)	Water Pump DP542
1997 Cirrus	
L4 2.4L GAS Naturally Aspirated (VIN X)	Water Pump DP507 ^{11,9}
V6 2.5L GAS Naturally Aspirated (VIN H)	Water Pump DP1323 ^{11,9}
1997 Intrepid	
V6 3.3L GAS Naturally Aspirated (VIN T)	Water Pump DP1018
1997 Sebring	
L4 2.0L GAS Naturally Aspirated (VIN Y)	Water Pump DP241 ^{11,9}
L4 2.4L GAS Naturally Aspirated (VIN X)	Water Pump DP507 ^{11,9}
V6 2.5L GAS Naturally Aspirated (VIN H)	Water Pump DP1323 ^{11,9}
V6 2.5L GAS Naturally Aspirated (VIN N)	Water Pump DP1323 ^{11,9}
1997 Town & Country	
V6 3.3L GAS Naturally Aspirated (VIN R)	Water Pump DP542
V6 3.8L GAS Naturally Aspirated (VIN L)	Water Pump DP542
1996 Cirrus	
V6 2.5L GAS Naturally Aspirated (VIN H)	Water Pump DP1323 ^{11,9}
1996 Concorde	
V6 3.3L GAS Naturally Aspirated (VIN T)	Water Pump DP1018
V6 3.5L GAS Naturally Aspirated (VIN F)	Water Pump DP918 ^{11,9}
1996 Intrepid	
V6 3.3L GAS Naturally Aspirated (VIN T)	Water Pump DP1018
V6 3.5L GAS Naturally Aspirated (VIN F)	Water Pump DP918 ^{11,9}
1996 LHS	
V6 3.5L GAS Naturally Aspirated (VIN F)	Water Pump DP918 ^{11,9}
1996 New Yorker	
V6 3.5L GAS Naturally Aspirated (VIN F)	Water Pump DP918 ^{11,9}
1996 Sebring	
L4 2.0L GAS Naturally Aspirated (VIN Y)	Water Pump DP241 ^{11,9}
V6 2.5L GAS Naturally Aspirated (VIN H)	Water Pump DP1323 ^{11,9}
V6 2.5L GAS Naturally Aspirated (VIN N)	Water Pump DP1323 ^{11,9}

Chrysler		Chrysler		Chrysler	
1996 Town & Country		1993 Dynasty		1991 LeBaron	
V6 3.3L GAS Naturally Aspirated (VIN R)		L4 2.5L GAS Naturally Aspirated (VIN K)		L4 2.5L GAS Naturally Aspirated (VIN K)	
Water Pump	DP542	Water Pump	DP812	Water Pump	DP812
V6 3.8L GAS Naturally Aspirated (VIN L)		V6 3.3L GAS Naturally Aspirated (VIN R)		L4 2.5L GAS Turbocharged (VIN J)	
Water Pump	DP542	Water Pump	DP542	Water Pump	DP812
1995 Cirrus		1993 Imperial		1991 New Yorker	
V6 2.5L GAS Naturally Aspirated (VIN H)		V6 3.8L GAS Naturally Aspirated (VIN L)		V6 3.3L GAS Naturally Aspirated (VIN R)	
Water Pump	DP1323 ^{11,9}	Water Pump	DP542	Water Pump	DP542
1995 Concorde		1993 Intrepid		V6 3.8L GAS Naturally Aspirated (VIN L)	
V6 3.3L FLEX Naturally Aspirated (VIN U)		V6 3.3L GAS Naturally Aspirated (VIN T)		Water Pump	DP542
Water Pump	DP1018	Water Pump	DP1018	1991 Town & Country	
V6 3.3L GAS Naturally Aspirated (VIN T)		V6 3.5L GAS Naturally Aspirated (VIN F)		V6 3.3L GAS Naturally Aspirated (VIN R)	
Water Pump	DP1018	Water Pump	DP661 ^{11,9}	Water Pump	DP542
V6 3.5L GAS Naturally Aspirated (VIN F)		1993 LeBaron		1990 Daytona	
Water Pump	DP918 ^{11,9}	L4 2.5L FLEX Naturally Aspirated (VIN V)		L4 2.2L GAS Turbocharged (VIN C)	
1995 Intrepid		Water Pump	DP812	Water Pump	DP812
V6 3.3L FLEX Naturally Aspirated (VIN U)		L4 2.5L GAS Naturally Aspirated (VIN K)		L4 2.5L GAS Naturally Aspirated (VIN K)	
Water Pump	DP1018	Water Pump	DP812	Water Pump	DP812
V6 3.3L GAS Naturally Aspirated (VIN T)		1993 New Yorker		L4 2.5L GAS Turbocharged (VIN J)	
Water Pump	DP1018	V6 3.3L GAS Naturally Aspirated (VIN R)		Water Pump	DP812
V6 3.5L GAS Naturally Aspirated (VIN F)		Water Pump	DP542	1990 Dynasty	
Water Pump	DP918 ^{11,9}	V6 3.8L GAS Naturally Aspirated (VIN L)		L4 2.5L GAS Naturally Aspirated (VIN K)	
1995 LHS		Water Pump	DP542	Water Pump	DP812
V6 3.5L GAS Naturally Aspirated (VIN F)		1993 Town & Country		V6 3.3L GAS Naturally Aspirated (VIN R)	
Water Pump	DP918 ^{11,9}	V6 3.3L GAS Naturally Aspirated (VIN R)		Water Pump	DP542
1995 New Yorker		Water Pump	DP542	1990 Imperial	
V6 3.5L GAS Naturally Aspirated (VIN F)		1992 Daytona		V6 3.3L GAS Naturally Aspirated (VIN R)	
Water Pump	DP918 ^{11,9}	L4 2.5L GAS Naturally Aspirated (VIN K)		Water Pump	DP542
1995 Sebring		Water Pump	DP812	1990 LeBaron	
L4 2.0L GAS Naturally Aspirated (VIN Y)		L4 2.5L GAS Turbocharged (VIN J)		L4 2.2L GAS Turbocharged (VIN C)	
Water Pump	DP241 ^{11,9}	Water Pump	DP812	Water Pump	DP812
V6 2.5L GAS Naturally Aspirated (VIN N)		1992 Dynasty		L4 2.5L GAS Naturally Aspirated (VIN K)	
Water Pump	DP1323 ^{11,9}	L4 2.5L GAS Naturally Aspirated (VIN K)		Water Pump	DP812
1995 Town & Country		Water Pump	DP812	L4 2.5L GAS Turbocharged (VIN J)	
V6 3.8L GAS Naturally Aspirated (VIN L)		V6 3.3L GAS Naturally Aspirated (VIN R)		Water Pump	DP812
Water Pump	DP542	Water Pump	DP542	1990 New Yorker	
1994 Concorde		1992 Imperial		V6 3.3L GAS Naturally Aspirated (VIN R)	
V6 3.3L FLEX Naturally Aspirated (VIN U)		V6 3.8L GAS Naturally Aspirated (VIN L)		Water Pump	DP542
Water Pump	DP1018	Water Pump	DP542	1990 Town & Country	
V6 3.3L GAS Naturally Aspirated (VIN T)		1992 LeBaron		V6 3.3L GAS Naturally Aspirated (VIN R)	
Water Pump	DP1018	L4 2.5L GAS Naturally Aspirated (VIN K)		Water Pump	DP542
V6 3.5L GAS Naturally Aspirated (VIN F)		Water Pump	DP812	1989 Daytona	
Water Pump	DP661 ^{11,9}	L4 2.5L GAS Turbocharged (VIN J)		L4 2.2L GAS Turbocharged (VIN A)	
1994 Intrepid		Water Pump	DP812	Water Pump	DP1060
V6 3.3L FLEX Naturally Aspirated (VIN U)		1992 New Yorker		L4 2.5L GAS Naturally Aspirated (VIN K)	
Water Pump	DP1018	V6 3.3L GAS Naturally Aspirated (VIN R)		Water Pump	DP1060
V6 3.5L GAS Naturally Aspirated (VIN F)		Water Pump	DP542	L4 2.5L GAS Turbocharged (VIN J)	
Water Pump	DP661 ^{11,9}	V6 3.8L GAS Naturally Aspirated (VIN L)		Water Pump	DP1060
1994 LeBaron		Water Pump	DP542	1989 Dynasty	
L4 2.5L GAS Naturally Aspirated (VIN K)		1992 Town & Country		L4 2.5L GAS Naturally Aspirated (VIN K)	
Water Pump	DP812	V6 3.3L GAS Naturally Aspirated (VIN R)		Water Pump	DP1060
1994 LHS		Water Pump	DP542	1989 LeBaron	
V6 3.5L GAS Naturally Aspirated (VIN F)		1991 Daytona		L4 2.2L GAS Naturally Aspirated (VIN D)	
Water Pump	DP661 ^{11,9}	L4 2.5L GAS Naturally Aspirated (VIN K)		Water Pump	DP1060
1994 New Yorker		Water Pump	DP812	L4 2.2L GAS Turbocharged (VIN A)	
V6 3.5L GAS Naturally Aspirated (VIN F)		L4 2.5L GAS Turbocharged (VIN J)		Water Pump	DP1060
Water Pump	DP661 ^{11,9}	Water Pump	DP812	L4 2.5L GAS Naturally Aspirated (VIN K)	
1994 Town & Country		1991 Dynasty		Water Pump	DP1060
V6 3.8L GAS Naturally Aspirated (VIN L)		L4 2.5L GAS Naturally Aspirated (VIN K)		L4 2.5L GAS Turbocharged (VIN J)	
Water Pump	DP542	Water Pump	DP812	Water Pump	DP1060
1993 Concorde		V6 3.3L GAS Naturally Aspirated (VIN R)		1989 TC Maserati	
V6 3.3L GAS Naturally Aspirated (VIN T)		Water Pump	DP542	L4 2.2L GAS Turbocharged (VIN P)	
Water Pump	DP1018	1991 Imperial		Water Pump	DP1060
V6 3.5L GAS Naturally Aspirated (VIN F)		V6 3.3L GAS Naturally Aspirated (VIN R)		L4 2.2L GAS Turbocharged (VIN R)	
Water Pump	DP661 ^{11,9}	Water Pump	DP542	Water Pump	DP1060
1993 Daytona		V6 3.8L GAS Naturally Aspirated (VIN L)		1988 Daytona	
L4 2.5L GAS Naturally Aspirated (VIN K)		Water Pump	DP542	L4 2.2L GAS Turbocharged (VIN A)	
Water Pump	DP812			Water Pump	DP1030

Chrysler	
1988 Daytona	
L4 2.2L GAS Turbocharged (VIN E)	
Water Pump	DP1030
L4 2.5L GAS Naturally Aspirated (VIN K)	
Water Pump	DP1030
1988 Dynasty	
L4 2.5L GAS Naturally Aspirated (VIN K)	
Water Pump	DP1030
1988 LeBaron	
L4 2.2L GAS Naturally Aspirated (VIN D)	
Water Pump	DP1030
L4 2.2L GAS Turbocharged (VIN E)	
Water Pump	DP1030
L4 2.5L GAS Naturally Aspirated (VIN K)	
Water Pump	DP1030
1988 New Yorker	
L4 2.2L GAS Turbocharged (VIN E)	
Water Pump	DP1030
1988 Town & Country	
L4 2.2L GAS Turbocharged (VIN E)	
Water Pump	DP1030
L4 2.5L GAS Naturally Aspirated (VIN K)	
Water Pump	DP1030
1987 Daytona	
L4 2.2L GAS Turbocharged (VIN A)	
Water Pump	DP1030
L4 2.2L GAS Turbocharged (VIN E)	
Water Pump	DP1030
L4 2.5L GAS Naturally Aspirated (VIN K)	
Water Pump	DP1030
1987 LeBaron	
L4 2.2L GAS Naturally Aspirated (VIN D)	
Water Pump	DP1030
L4 2.2L GAS Turbocharged (VIN E)	
Water Pump	DP1030
L4 2.5L GAS Naturally Aspirated (VIN K)	
Water Pump	DP1030
1987 New Yorker	
L4 2.2L GAS Turbocharged (VIN E)	
Water Pump	DP1030
L4 2.5L GAS Naturally Aspirated (VIN K)	
Water Pump	DP1030
1987 Town & Country	
L4 2.2L GAS Turbocharged (VIN E)	
Water Pump	DP1030
L4 2.5L GAS Naturally Aspirated (VIN K)	
Water Pump	DP1030
1986 Daytona	
L4 2.2L GAS Turbocharged (VIN E)	
Water Pump	DP1030
1986 Executive Limousine	
L4 2.2L GAS Turbocharged (VIN E)	
Water Pump	DP1030
L4 2.5L GAS Naturally Aspirated (VIN K)	
Water Pump	DP1030
1986 Laser	
L4 2.2L GAS Naturally Aspirated (VIN D)	
Water Pump	DP1030
L4 2.2L GAS Turbocharged (VIN E)	
Water Pump	DP1030
L4 2.5L GAS Naturally Aspirated (VIN K)	
Water Pump	DP1030
1986 LeBaron	
L4 2.2L GAS Naturally Aspirated (VIN D)	
Water Pump	DP1030
L4 2.2L GAS Turbocharged (VIN E)	
Water Pump	DP1030
L4 2.5L GAS Naturally Aspirated (VIN K)	
Water Pump	DP1030

Chrysler	
1986 New Yorker	
L4 2.2L GAS Turbocharged (VIN E)	
Water Pump	DP1030
L4 2.5L GAS Naturally Aspirated (VIN K)	
Water Pump	DP1030
1986 Town & Country	
L4 2.2L GAS Turbocharged (VIN E)	
Water Pump	DP1030
L4 2.5L GAS Naturally Aspirated (VIN K)	
Water Pump	DP1030
1985 Daytona	
L4 2.2L GAS Turbocharged (VIN E)	
Water Pump	DP1030
1985 Executive Limousine	
L4 2.6L GAS Naturally Aspirated (VIN G)	
Water Pump	DP1116
1985 Laser	
L4 2.2L GAS Naturally Aspirated (VIN D)	
Water Pump	DP1030
L4 2.2L GAS Turbocharged (VIN E)	
Water Pump	DP1030
1985 LeBaron	
L4 2.2L GAS Naturally Aspirated (VIN D)	
Water Pump	DP1030
L4 2.2L GAS Turbocharged (VIN E)	
Water Pump	DP1030
L4 2.6L GAS Naturally Aspirated (VIN G)	
Water Pump	DP1116
1985 New Yorker	
L4 2.2L GAS Turbocharged (VIN E)	
Water Pump	DP1030
L4 2.6L GAS Naturally Aspirated (VIN G)	
Water Pump	DP1116
1985 Town & Country	
L4 2.2L GAS Turbocharged (VIN E)	
Water Pump	DP1030
L4 2.6L GAS Naturally Aspirated (VIN G)	
Water Pump	DP1116
1984 Daytona	
L4 2.2L GAS Turbocharged (VIN E)	
Water Pump	DP1030
1984 E Class	
L4 2.2L GAS Naturally Aspirated (VIN D)	
Water Pump	DP1030
L4 2.2L GAS Turbocharged (VIN E)	
Water Pump	DP1030
L4 2.6L GAS Naturally Aspirated (VIN G)	
Water Pump	DP1116
1984 Executive Sedan	
L4 2.6L GAS Naturally Aspirated (VIN G)	
Water Pump	DP1116
1984 Laser	
L4 2.2L GAS Naturally Aspirated (VIN D)	
Water Pump	DP1030
L4 2.2L GAS Turbocharged (VIN E)	
Water Pump	DP1030
1984 LeBaron	
L4 2.2L GAS Naturally Aspirated (VIN C)	
Water Pump	DP1030
L4 2.2L GAS Naturally Aspirated (VIN D)	
Water Pump	DP1030
L4 2.2L GAS Turbocharged (VIN E)	
Water Pump	DP1030
L4 2.6L GAS Naturally Aspirated (VIN G)	
Water Pump	DP1116
1984 New Yorker	
L4 2.2L GAS Naturally Aspirated (VIN D)	
Water Pump	DP1030

Chrysler	
1984 New Yorker	
L4 2.2L GAS Turbocharged (VIN E)	
Water Pump	DP1030
L4 2.6L GAS Naturally Aspirated (VIN G)	
Water Pump	DP1116
1984 Town & Country	
L4 2.2L GAS Naturally Aspirated (VIN C)	
Water Pump	DP1030
L4 2.6L GAS Naturally Aspirated (VIN G)	
Water Pump	DP1116
1983 Cordoba	
L6 3.7L GAS Naturally Aspirated (VIN H)	
Water Pump	DP861
L6 3.7L GAS Naturally Aspirated (VIN K)	
Water Pump	DP861
1983 E Class	
L4 2.2L GAS Naturally Aspirated (VIN C)	
Water Pump	DP1030
L4 2.6L GAS Naturally Aspirated (VIN G)	
Water Pump	DP1116
1983 Executive Sedan	
L4 2.6L GAS Naturally Aspirated (VIN G)	
Water Pump	DP1116
1983 Fifth Avenue	
L6 3.7L GAS Naturally Aspirated (VIN H)	
Water Pump	DP861
L6 3.7L GAS Naturally Aspirated (VIN K)	
Water Pump	DP861
1983 LeBaron	
L4 2.2L GAS Naturally Aspirated (VIN C)	
Water Pump	DP1030
L4 2.6L GAS Naturally Aspirated (VIN G)	
Water Pump	DP1116
1983 New Yorker	
L4 2.2L GAS Naturally Aspirated (VIN C)	
Water Pump	DP1030
L4 2.6L GAS Naturally Aspirated (VIN G)	
Water Pump	DP1116
1983 Town & Country	
L4 2.2L GAS Naturally Aspirated (VIN C)	
Water Pump	DP1030
L4 2.6L GAS Naturally Aspirated (VIN G)	
Water Pump	DP1116
1982 Cordoba	
L6 3.7L GAS Naturally Aspirated (VIN E)	
Water Pump	DP861
1982 LeBaron	
L4 2.2L GAS Naturally Aspirated (VIN B)	
Water Pump	DP1030
L4 2.6L GAS Naturally Aspirated (VIN D)	
Water Pump	DP1116
1982 New Yorker	
L6 3.7L GAS Naturally Aspirated (VIN E)	
Water Pump	DP861
L6 3.7L GAS Naturally Aspirated (VIN G)	
Water Pump	DP861
1982 Town & Country	
L4 2.2L GAS Naturally Aspirated (VIN B)	
Water Pump	DP1030
L4 2.6L GAS Naturally Aspirated (VIN D)	
Water Pump	DP1116
1981 Cordoba	
L6 3.7L GAS Naturally Aspirated (VIN E)	
Water Pump	DP861
L6 3.7L GAS Naturally Aspirated (VIN G)	
Water Pump	DP861
1981 LeBaron	
L6 3.7L GAS Naturally Aspirated (VIN E)	
Water Pump	DP861

Chrysler		Chrysler		Chrysler	
1981 LeBaron		1977 Cordoba		1975 Newport	
L6 3.7L GAS Naturally Aspirated (VIN F)		V8 6.6L GAS Naturally Aspirated (VIN N)		V8 7.2L GAS Naturally Aspirated (VIN T)	
Water Pump	DP861	Water Pump	DP839	Water Pump	DP839
L6 3.7L GAS Naturally Aspirated (VIN G)		1977 New Yorker		V8 7.2L GAS Naturally Aspirated (VIN U)	
Water Pump	DP861	V8 6.6L GAS Naturally Aspirated (VIN N)		Water Pump DP839	
1981 Newport		Water Pump DP839		1975 Town & Country	
L6 3.7L GAS Naturally Aspirated (VIN E)		V8 7.2L GAS Naturally Aspirated (VIN T)		V8 6.6L GAS Naturally Aspirated (VIN M)	
Water Pump	DP861	Water Pump DP839		Water Pump DP839	
L6 3.7L GAS Naturally Aspirated (VIN G)		1977 Newport		V8 6.6L GAS Naturally Aspirated (VIN N)	
Water Pump	DP861	V8 6.6L GAS Naturally Aspirated (VIN N)		Water Pump DP839	
1981 Town & Country		Water Pump DP839		V8 7.2L GAS Naturally Aspirated (VIN T)	
L6 3.7L GAS Naturally Aspirated (VIN E)		V8 7.2L GAS Naturally Aspirated (VIN T)		Water Pump DP839	
Water Pump	DP861	1977 Town & Country		1974 Imperial	
1980 Cordoba		V8 6.6L GAS Naturally Aspirated (VIN N)		V8 7.2L GAS Naturally Aspirated (VIN T)	
L6 3.7L GAS Naturally Aspirated (VIN C)		Water Pump DP839		Water Pump DP839	
Water Pump	DP861	V8 7.2L GAS Naturally Aspirated (VIN T)		V8 7.2L GAS Naturally Aspirated (VIN U)	
L6 3.7L GAS Naturally Aspirated (VIN D)		Water Pump DP839		Water Pump DP839	
Water Pump	DP861	1976 Cordoba		1974 New Yorker	
1980 LeBaron		V8 6.6L GAS Naturally Aspirated (VIN M)		V8 7.2L GAS Naturally Aspirated (VIN T)	
L6 3.7L GAS Naturally Aspirated (VIN C)		Water Pump DP839		Water Pump DP839	
Water Pump	DP861	V8 6.6L GAS Naturally Aspirated (VIN N)		V8 7.2L GAS Naturally Aspirated (VIN U)	
L6 3.7L GAS Naturally Aspirated (VIN D)		Water Pump DP839		Water Pump DP839	
Water Pump	DP861	V8 6.6L GAS Naturally Aspirated (VIN P)		1974 Newport	
1980 Newport		Water Pump DP839		V8 6.6L GAS Naturally Aspirated (VIN M)	
L6 3.7L GAS Naturally Aspirated (VIN C)		1976 New Yorker		Water Pump DP839	
Water Pump	DP861	V8 6.6L GAS Naturally Aspirated (VIN M)		V8 6.6L GAS Naturally Aspirated (VIN N)	
1980 Town & Country		Water Pump DP839		Water Pump DP839	
L6 3.7L GAS Naturally Aspirated (VIN C)		V8 6.6L GAS Naturally Aspirated (VIN N)		V8 7.2L GAS Naturally Aspirated (VIN T)	
Water Pump	DP861	Water Pump DP839		Water Pump DP839	
1979 LeBaron		V8 7.2L GAS Naturally Aspirated (VIN T)		V8 7.2L GAS Naturally Aspirated (VIN U)	
L6 3.7L GAS Naturally Aspirated (VIN C)		Water Pump DP839		Water Pump DP839	
Water Pump	DP861	1976 Newport		1974 Town & Country	
L6 3.7L GAS Naturally Aspirated (VIN D)		V8 6.6L GAS Naturally Aspirated (VIN M)		V8 6.6L GAS Naturally Aspirated (VIN M)	
Water Pump	DP861	Water Pump DP839		Water Pump DP839	
1979 Newport		V8 6.6L GAS Naturally Aspirated (VIN N)		V8 6.6L GAS Naturally Aspirated (VIN N)	
L6 3.7L GAS Naturally Aspirated (VIN D)		Water Pump DP839		Water Pump DP839	
Water Pump	DP861	V8 7.2L GAS Naturally Aspirated (VIN T)		V8 7.2L GAS Naturally Aspirated (VIN T)	
1979 Town & Country		Water Pump DP839		V8 7.2L GAS Naturally Aspirated (VIN U)	
L6 3.7L GAS Naturally Aspirated (VIN C)		1976 Town & Country		Water Pump DP839	
Water Pump	DP861	V8 6.6L GAS Naturally Aspirated (VIN M)		1973 Imperial	
L6 3.7L GAS Naturally Aspirated (VIN D)		Water Pump DP839		V8 7.2L GAS Naturally Aspirated (VIN T)	
Water Pump	DP861	V8 6.6L GAS Naturally Aspirated (VIN N)		Water Pump DP839	
1978 Cordoba		V8 7.2L GAS Naturally Aspirated (VIN T)		V8 7.2L GAS Naturally Aspirated (VIN U)	
V8 6.6L GAS Naturally Aspirated (VIN N)		Water Pump DP839		Water Pump DP839	
Water Pump	DP839	1975 Cordoba		1973 New Yorker	
V8 6.6L GAS Naturally Aspirated (VIN P)		V8 6.6L GAS Naturally Aspirated (VIN M)		V8 7.2L GAS Naturally Aspirated (VIN T)	
Water Pump	DP839	Water Pump DP839		Water Pump DP839	
1978 LeBaron		V8 6.6L GAS Naturally Aspirated (VIN N)		V8 7.2L GAS Naturally Aspirated (VIN U)	
L6 3.7L GAS Naturally Aspirated (VIN C)		Water Pump DP839		Water Pump DP839	
Water Pump	DP861	V8 6.6L GAS Naturally Aspirated (VIN N)		1973 Newport	
L6 3.7L GAS Naturally Aspirated (VIN D)		Water Pump DP839		V8 6.6L GAS Naturally Aspirated (VIN M)	
Water Pump	DP861	V8 6.6L GAS Naturally Aspirated (VIN P)		Water Pump DP839	
1978 New Yorker		Water Pump DP839		V8 7.2L GAS Naturally Aspirated (VIN T)	
V8 6.6L GAS Naturally Aspirated (VIN N)		1975 Imperial		Water Pump DP839	
Water Pump	DP839	V8 7.2L GAS Naturally Aspirated (VIN T)		V8 7.2L GAS Naturally Aspirated (VIN U)	
V8 7.2L GAS Naturally Aspirated (VIN T)		Water Pump DP839		Water Pump DP839	
Water Pump	DP839	1975 New Yorker		1973 Town & Country	
1978 Newport		V8 6.6L GAS Naturally Aspirated (VIN M)		V8 6.6L GAS Naturally Aspirated (VIN M)	
V8 6.6L GAS Naturally Aspirated (VIN N)		Water Pump DP839		Water Pump DP839	
Water Pump	DP839	V8 6.6L GAS Naturally Aspirated (VIN N)		V8 7.2L GAS Naturally Aspirated (VIN T)	
V8 7.2L GAS Naturally Aspirated (VIN T)		Water Pump DP839		Water Pump DP839	
Water Pump	DP839	V8 7.2L GAS Naturally Aspirated (VIN T)		V8 7.2L GAS Naturally Aspirated (VIN U)	
1978 Town & Country		Water Pump DP839		Water Pump DP839	
L6 3.7L GAS Naturally Aspirated (VIN C)		1975 Newport		1972 Imperial	
Water Pump	DP861	V8 6.6L GAS Naturally Aspirated (VIN M)		V8 7.2L GAS Naturally Aspirated (VIN T)	
L6 3.7L GAS Naturally Aspirated (VIN D)		Water Pump DP839		Water Pump DP839	
Water Pump	DP861	V8 6.6L GAS Naturally Aspirated (VIN N)		V8 7.2L GAS Naturally Aspirated (VIN U)	
		Water Pump DP839		Water Pump DP839	

Chrysler	Chrysler	Chrysler
1966 300	1964 Imperial	1962 New Yorker
V8 7.2L GAS Naturally Aspirated (VIN L)	V8 6.7L GAS Naturally Aspirated	V8 6.7L GAS Naturally Aspirated
Water Pump DP839	Water Pump DP839	Water Pump DP839
1966 Imperial	1964 New Yorker	1962 Newport
V8 7.2L GAS Naturally Aspirated	V8 6.7L GAS Naturally Aspirated	V8 5.9L GAS Naturally Aspirated
Water Pump DP839	Water Pump DP839	Water Pump DP839
V8 7.2L GAS Naturally Aspirated (VIN K)	1964 Newport	V8 6.7L GAS Naturally Aspirated
Water Pump DP839	V8 5.9L GAS Naturally Aspirated	Water Pump DP839
V8 7.2L GAS Naturally Aspirated (VIN L)	Water Pump DP839	1962 Town & Country
Water Pump DP839	V8 6.7L GAS Naturally Aspirated	V8 5.9L GAS Naturally Aspirated
1966 New Yorker	Water Pump DP839	Water Pump DP839
V8 7.2L GAS Naturally Aspirated	1964 Town & Country	V8 6.7L GAS Naturally Aspirated
Water Pump DP839	V8 5.9L GAS Naturally Aspirated	Water Pump DP839
V8 7.2L GAS Naturally Aspirated (VIN K)	Water Pump DP839	1961 300
Water Pump DP839	V8 6.3L GAS Naturally Aspirated	V8 6.7L GAS Naturally Aspirated
V8 7.2L GAS Naturally Aspirated (VIN L)	Water Pump DP839	Water Pump DP839
Water Pump DP839	V8 6.7L GAS Naturally Aspirated	V8 6.8L GAS Naturally Aspirated
1966 Newport	Water Pump DP839	Water Pump DP839
V8 6.3L GAS Naturally Aspirated (VIN G)	1963 300	1961 Imperial
Water Pump DP839	V8 6.3L GAS Naturally Aspirated	V8 6.7L GAS Naturally Aspirated
V8 7.2L GAS Naturally Aspirated	Water Pump DP839	Water Pump DP839
Water Pump DP839	V8 6.7L GAS Naturally Aspirated	1961 New Yorker
V8 7.2L GAS Naturally Aspirated (VIN K)	Water Pump DP839	V8 6.7L GAS Naturally Aspirated
Water Pump DP839	V8 6.8L GAS Naturally Aspirated	Water Pump DP839
V8 7.2L GAS Naturally Aspirated (VIN L)	Water Pump DP839	1961 Newport
Water Pump DP839	V8 7.0L GAS Naturally Aspirated	V8 5.9L GAS Naturally Aspirated
1966 Town & Country	Water Pump DP839	Water Pump DP839
V8 6.3L GAS Naturally Aspirated (VIN G)	1963 Imperial	V8 6.7L GAS Naturally Aspirated
Water Pump DP839	V8 6.7L GAS Naturally Aspirated	Water Pump DP839
V8 7.2L GAS Naturally Aspirated	Water Pump DP839	1961 Town & Country
Water Pump DP839	V8 6.8L GAS Naturally Aspirated	V8 5.9L GAS Naturally Aspirated
V8 7.2L GAS Naturally Aspirated (VIN K)	Water Pump DP839	Water Pump DP839
Water Pump DP839	1963 New Yorker	V8 6.3L GAS Naturally Aspirated
V8 7.2L GAS Naturally Aspirated (VIN L)	V8 6.7L GAS Naturally Aspirated	Water Pump DP839
Water Pump DP839	Water Pump DP839	V8 6.7L GAS Naturally Aspirated
1965 300	1963 Newport	Water Pump DP839
V8 6.3L GAS Naturally Aspirated	V8 5.9L GAS Naturally Aspirated	1961 Windsor
Water Pump DP839	Water Pump DP839	V8 6.3L GAS Naturally Aspirated
V8 6.7L GAS Naturally Aspirated	V8 6.7L GAS Naturally Aspirated	Water Pump DP839
Water Pump DP839	Water Pump DP839	1960 300
V8 6.8L GAS Naturally Aspirated	V8 7.0L GAS Naturally Aspirated	V8 6.7L GAS Naturally Aspirated
Water Pump DP839	Water Pump DP839	Water Pump DP839
1965 Imperial	1963 Town & Country	V8 6.8L GAS Naturally Aspirated
V8 6.7L GAS Naturally Aspirated	V8 5.9L GAS Naturally Aspirated	Water Pump DP839
Water Pump DP839	Water Pump DP839	1960 Imperial
V8 6.8L GAS Naturally Aspirated	V8 6.3L GAS Naturally Aspirated	V8 6.7L GAS Naturally Aspirated
Water Pump DP839	Water Pump DP839	Water Pump DP839
1965 New Yorker	V8 6.7L GAS Naturally Aspirated	V8 6.8L GAS Naturally Aspirated
V8 6.7L GAS Naturally Aspirated	Water Pump DP839	Water Pump DP839
Water Pump DP839	V8 7.0L GAS Naturally Aspirated	1960 New Yorker
1965 Newport	Water Pump DP839	V8 6.7L GAS Naturally Aspirated
V8 6.3L GAS Naturally Aspirated	1962 300	Water Pump DP839
Water Pump DP839	V8 6.3L GAS Naturally Aspirated	1960 Newport
V8 6.7L GAS Naturally Aspirated	Water Pump DP839	V8 6.7L GAS Naturally Aspirated
Water Pump DP839	V8 6.7L GAS Naturally Aspirated	Water Pump DP839
1965 Town & Country	V8 6.8L GAS Naturally Aspirated	1960 Saratoga
V8 6.3L GAS Naturally Aspirated	Water Pump DP839	V8 6.3L GAS Naturally Aspirated
Water Pump DP839	1962 Imperial	Water Pump DP839
V8 6.7L GAS Naturally Aspirated	V8 6.7L GAS Naturally Aspirated	1960 Town & Country
Water Pump DP839	Water Pump DP839	V8 6.3L GAS Naturally Aspirated
1964 300	V8 6.8L GAS Naturally Aspirated	Water Pump DP839
V8 6.3L GAS Naturally Aspirated	Water Pump DP839	V8 6.7L GAS Naturally Aspirated
Water Pump DP839	1962 Imperial	Water Pump DP839
V8 6.7L GAS Naturally Aspirated	V8 6.7L GAS Naturally Aspirated	1960 Windsor
Water Pump DP839	Water Pump DP839	V8 6.3L GAS Naturally Aspirated
V8 6.8L GAS Naturally Aspirated	V8 6.8L GAS Naturally Aspirated	Water Pump DP839
Water Pump DP839	Water Pump DP839	

Chrysler	
1959 300	
V8 6.7L GAS Naturally Aspirated	
Water Pump	DP839
V8 6.8L GAS Naturally Aspirated	
Water Pump	DP839
1959 Imperial	
V8 6.7L GAS Naturally Aspirated	
Water Pump	DP839
V8 6.8L GAS Naturally Aspirated	
Water Pump	DP839
1959 New Yorker	
V8 6.7L GAS Naturally Aspirated	
Water Pump	DP839
1959 Newport	
V8 6.7L GAS Naturally Aspirated	
Water Pump	DP839
1959 Saratoga	
V8 6.3L GAS Naturally Aspirated	
Water Pump	DP839
1959 Town & Country	
V8 6.3L GAS Naturally Aspirated	
Water Pump	DP839
V8 6.7L GAS Naturally Aspirated	
Water Pump	DP839
1959 Windsor	
V8 6.3L GAS Naturally Aspirated	
Water Pump	DP839
Daewoo	
2002 Lanos	
L4 1.5L GAS Naturally Aspirated	
Water Pump	DP068
L4 1.6L GAS Naturally Aspirated (VIN 6)	
Water Pump	DP068 ^{11,9}
2002 Leganza	
L4 2.2L GAS Naturally Aspirated (VIN 2)	
Water Pump	DP023 ^{11,9}
2002 Nubira	
L4 2.0L GAS Naturally Aspirated (VIN Z)	
Water Pump	DP023 ^{11,9}
2001 Lanos	
L4 1.5L GAS Naturally Aspirated	
Water Pump	DP068
L4 1.6L GAS Naturally Aspirated (VIN 6)	
Water Pump	DP068 ^{11,9}
2001 Leganza	
L4 2.2L GAS Naturally Aspirated (VIN 2)	
Water Pump	DP023 ^{11,9}
2001 Nubira	
L4 2.0L GAS Naturally Aspirated (VIN Z)	
Water Pump	DP023 ^{11,9}
2000 Lanos	
L4 1.5L GAS Naturally Aspirated	
Water Pump	DP068
L4 1.6L GAS Naturally Aspirated (VIN 6)	
Water Pump	DP068 ^{11,9}
2000 Leganza	
L4 2.2L GAS Naturally Aspirated	
Water Pump	DP023 ^{11,9}
2000 Nubira	
L4 2.0L GAS Naturally Aspirated (VIN Z)	
Water Pump	DP023 ^{11,9}
1999 Lanos	
L4 1.5L GAS Naturally Aspirated	
Water Pump	DP068
L4 1.6L GAS Naturally Aspirated (VIN 6)	
Water Pump	DP068 ^{11,9}
1999 Leganza	
L4 2.2L GAS Naturally Aspirated	
Water Pump	DP023 ^{11,9}

Daewoo	
1999 Nubira	
L4 2.0L GAS Naturally Aspirated (VIN Z)	
Water Pump	DP023 ^{11,9}
Daihatsu	
1992 Rocky	
L4 1.6L GAS Naturally Aspirated (VIN 0)	
Water Pump	DP1341 ⁹
1991 Rocky	
L4 1.6L GAS Naturally Aspirated (VIN 0)	
Water Pump	DP1341 ⁹
1990 Rocky	
L4 1.6L GAS Naturally Aspirated (VIN 0)	
Water Pump	DP1341 ⁹
DeSoto	
1961 Adventurer	
V8 5.9L GAS Naturally Aspirated	
Water Pump	DP839
1961 DeSoto	
V8 5.9L GAS Naturally Aspirated	
Water Pump	DP839
1961 Fireflite	
V8 5.9L GAS Naturally Aspirated	
Water Pump	DP839
1960 Adventurer	
V8 6.3L GAS Naturally Aspirated	
Water Pump	DP839
1960 Fireflite	
V8 5.9L GAS Naturally Aspirated	
Water Pump	DP839
1959 Adventurer	
V8 6.3L GAS Naturally Aspirated	
Water Pump	DP839
1959 Firedome	
V8 6.3L GAS Naturally Aspirated	
Water Pump	DP839
1959 Fireflite	
V8 6.3L GAS Naturally Aspirated	
Water Pump	DP839
1959 Firesweep	
V8 5.9L GAS Naturally Aspirated	
Water Pump	DP839
1958 Adventurer	
V8 5.9L GAS Naturally Aspirated	
Water Pump	DP839
1958 Firedome	
V8 5.9L GAS Naturally Aspirated	
Water Pump	DP839
1958 Fireflite	
V8 5.9L GAS Naturally Aspirated	
Water Pump	DP839
1958 Firesweep	
V8 5.7L GAS Naturally Aspirated	
Water Pump	DP839
Dodge	
2017 Journey	
L4 2.4L GAS Naturally Aspirated (VIN B)	
w/o Housing	DP1016
2016 Dart	
L4 2.0L GAS Naturally Aspirated (VIN A)	
w/o Housing	DP1016
L4 2.4L GAS Naturally Aspirated (VIN B)	
w/o Housing	DP1016
2016 Journey	
L4 2.4L GAS Naturally Aspirated (VIN B)	
w/o Housing	DP1016
2015 Dart	
L4 2.0L GAS Naturally Aspirated (VIN A)	
w/o Housing	DP1016

Dodge	
2015 Dart	
L4 2.4L GAS Naturally Aspirated (VIN B)	
w/o Housing	DP1016
2015 Journey	
L4 2.4L GAS Naturally Aspirated (VIN B)	
w/o Housing	DP1016
2014 Avenger	
L4 2.4L GAS Naturally Aspirated (VIN B)	
w/o Housing	DP1016
2014 Dart	
L4 2.0L GAS Naturally Aspirated (VIN A)	
w/o Housing	DP1016
L4 2.4L GAS Naturally Aspirated (VIN B)	
w/o Housing	DP1016
2014 Journey	
L4 2.4L GAS Naturally Aspirated (VIN B)	
w/o Housing	DP1016
2013 Avenger	
L4 2.4L GAS Naturally Aspirated (VIN B)	
w/o Housing	DP1016
2013 Dart	
L4 2.0L GAS Naturally Aspirated (VIN A)	
w/o Housing	DP1016
L4 2.4L GAS Naturally Aspirated (VIN B)	
w/o Housing	DP1016
2013 Journey	
L4 2.4L GAS Naturally Aspirated (VIN B)	
w/o Housing	DP1016
2012 Avenger	
L4 2.4L GAS Naturally Aspirated (VIN B)	
w/o Housing	DP1016
2012 Journey	
L4 2.4L GAS Naturally Aspirated (VIN B)	
w/o Housing	DP1016
2011 Avenger	
L4 2.4L GAS Naturally Aspirated (VIN B)	
w/o Housing	DP1016
2011 Caliber	
L4 2.4L GAS Naturally Aspirated (VIN B)	
w/o Housing	DP1016
2011 Journey	
L4 2.4L GAS Naturally Aspirated (VIN B)	
w/o Housing	DP1016
2011 Nitro	
V6 3.7L GAS Naturally Aspirated (VIN K)	
Water Pump	DP962
V6 4.0L GAS Naturally Aspirated (VIN X)	
Water Pump	DP906 ^{11,9}
2010 Avenger	
L4 2.4L GAS Naturally Aspirated (VIN B)	
w/o Housing	DP1016
V6 3.5L GAS Naturally Aspirated (VIN V)	
Water Pump	DP906 ^{11,9}
2010 Caliber	
L4 2.4L GAS Naturally Aspirated (VIN B)	
w/o Housing	DP1016
2010 Challenger	
V6 3.5L GAS Naturally Aspirated (VIN V)	
Water Pump	DP906 ^{11,9}
V8 6.1L GAS Naturally Aspirated (VIN W)	
Water Pump	DP996
2010 Charger	
V6 3.5L GAS Naturally Aspirated (VIN V)	
Water Pump	DP906 ^{11,9}
V8 6.1L GAS Naturally Aspirated (VIN W)	
Water Pump	DP996
2010 Dakota	
V6 3.7L GAS Naturally Aspirated (VIN K)	
Water Pump	DP962

Dodge	Dodge	Dodge
2010 Dakota	2009 Journey	2008 Magnum
V8 4.7L FLEX Naturally Aspirated (VIN P) Water Pump DP962	L4 2.4L GAS Naturally Aspirated (VIN B) w/o Housing DP1016	V6 3.5L GAS Naturally Aspirated (VIN V) Water Pump DP906 ^{11,9}
2010 Grand Caravan	2009 Nitro	2008 Nitro
V6 3.3L FLEX Naturally Aspirated (VIN E) Water Pump DP1440	V6 3.7L GAS Naturally Aspirated (VIN K) Water Pump DP962	V6 3.7L GAS Naturally Aspirated (VIN K) Water Pump DP962
V6 3.8L GAS Naturally Aspirated (VIN 1) Water Pump DP1440	V6 4.0L GAS Naturally Aspirated (VIN X) Water Pump DP906 ^{11,9}	V6 4.0L GAS Naturally Aspirated (VIN 6) Water Pump DP906 ^{11,9}
V6 4.0L GAS Naturally Aspirated (VIN X) Water Pump DP906 ^{11,9}	2009 Ram Pickups	2008 Ram Pickups
2010 Journey	L6 5.9L DIESEL Turbocharged (VIN 7) Water Pump DP1464	L6 5.9L DIESEL Turbocharged (VIN C) Water Pump DP1464
L4 2.4L GAS Naturally Aspirated (VIN B) w/o Housing DP1016	L6 6.7L DIESEL Turbocharged (VIN L) Water Pump DP172	L6 6.7L DIESEL Turbocharged (VIN A) Water Pump DP172
V6 3.5L GAS Naturally Aspirated (VIN V) Water Pump DP906 ^{11,9}	V6 3.7L GAS Naturally Aspirated (VIN K) Water Pump DP962	V6 3.7L GAS Naturally Aspirated (VIN K) Water Pump DP962
2010 Nitro	V8 4.7L FLEX Naturally Aspirated (VIN P) Water Pump DP962	V8 4.7L FLEX Naturally Aspirated (VIN N) Water Pump DP962
V6 3.7L GAS Naturally Aspirated (VIN K) Water Pump DP962	V8 5.7L GAS Naturally Aspirated (VIN T) Water Pump DP1452	V8 4.7L GAS Naturally Aspirated (VIN N) Water Pump DP962
V6 4.0L GAS Naturally Aspirated (VIN X) Water Pump DP906 ^{11,9}	2009 Sprinter	V8 5.7L GAS Naturally Aspirated (VIN 2) Water Pump DP977 ^{27,28}
2010 Ram Pickups	V6 3.0L DIESEL Turbocharged (VIN 5) Water Pump DP354	V8 5.7L GAS Naturally Aspirated (VIN D) Water Pump DP977 ^{27,28}
L6 6.7L DIESEL Turbocharged (VIN L) Water Pump DP172	2008 Avenger	2008 Sprinter
V6 3.7L GAS Naturally Aspirated (VIN K) Water Pump DP962	V6 3.5L GAS Naturally Aspirated (VIN M) Water Pump DP906 ^{11,9}	V6 3.0L DIESEL Turbocharged (VIN 5) Water Pump DP354
V8 4.7L FLEX Naturally Aspirated (VIN P) Water Pump DP962	2008 Caliber	2007 Caravan
V8 5.7L GAS Naturally Aspirated (VIN T) Water Pump DP1452	L4 2.0L GAS Naturally Aspirated (VIN B) w/o Housing DP1016	L4 2.4L GAS Naturally Aspirated (VIN B) Water Pump DP507 ^{11,9}
2009 Avenger	L4 2.4L GAS Naturally Aspirated (VIN K) w/o Housing DP1016	V6 3.3L FLEX Naturally Aspirated (VIN E) Water Pump DP969
L4 2.4L GAS Naturally Aspirated (VIN B) w/o Housing DP1016	2008 Challenger	V6 3.3L GAS Naturally Aspirated (VIN R) Water Pump DP969
V6 3.5L GAS Naturally Aspirated (VIN V) Water Pump DP906 ^{11,9}	V8 6.1L GAS Naturally Aspirated (VIN W) Water Pump DP996	2007 Charger
2009 Caliber	2008 Charger	V6 2.7L GAS Naturally Aspirated (VIN R) Water Pump DP978
L4 2.4L GAS Naturally Aspirated (VIN B) w/o Housing DP1016	V6 2.7L GAS Naturally Aspirated (VIN R) Water Pump DP978	V6 2.7L GAS Naturally Aspirated (VIN R) Water Pump DP978
2009 Challenger	V6 3.5L GAS Naturally Aspirated (VIN G) Water Pump DP906 ^{11,9}	V6 3.5L GAS Naturally Aspirated (VIN G) Water Pump DP906 ^{11,9}
V6 3.5L GAS Naturally Aspirated (VIN V) Water Pump DP906 ^{11,9}	V8 5.7L GAS Naturally Aspirated (VIN H) Water Pump DP996	V8 5.7L GAS Naturally Aspirated (VIN H) Water Pump DP996
V8 6.1L GAS Naturally Aspirated (VIN W) Water Pump DP996	V8 6.1L GAS Naturally Aspirated (VIN W) Water Pump DP996	V8 6.1L GAS Naturally Aspirated (VIN W) Water Pump DP996
2009 Charger	2008 Dakota	2007 Dakota
V6 3.5L GAS Naturally Aspirated (VIN V) Water Pump DP906 ^{11,9}	V6 3.7L GAS Naturally Aspirated (VIN K) Water Pump DP962	V6 3.7L GAS Naturally Aspirated (VIN K) Water Pump DP962
V8 6.1L GAS Naturally Aspirated (VIN W) Water Pump DP996	V8 4.7L FLEX Naturally Aspirated (VIN N) Water Pump DP962	V8 4.7L FLEX Naturally Aspirated (VIN P) Water Pump DP962
2009 Dakota	2008 Durango	V8 4.7L GAS Naturally Aspirated (VIN J) Water Pump DP962
V6 3.7L GAS Naturally Aspirated (VIN K) Water Pump DP962	V6 3.7L GAS Naturally Aspirated (VIN K) Water Pump DP962	V8 4.7L GAS Naturally Aspirated (VIN N) Water Pump DP962
V8 4.7L FLEX Naturally Aspirated (VIN P) Water Pump DP962	V8 4.7L FLEX Naturally Aspirated (VIN P) Water Pump DP962	2007 Durango
V8 5.7L ELECTRIC/GAS Naturally Aspirated (VIN T) Water Pump DP1452	V8 4.7L GAS Naturally Aspirated (VIN N) Water Pump DP962	V6 3.7L GAS Naturally Aspirated (VIN K) Water Pump DP962
V8 5.7L GAS Naturally Aspirated (VIN T) Water Pump DP1452	V8 5.7L GAS Naturally Aspirated (VIN 2) Water Pump DP977 ^{27,28}	V8 4.7L FLEX Naturally Aspirated (VIN P) Water Pump DP962
2009 Grand Caravan	2008 Grand Caravan	V8 4.7L GAS Naturally Aspirated (VIN N) Water Pump DP962
V6 3.3L FLEX Naturally Aspirated (VIN E) Water Pump DP1440	V6 3.3L FLEX Naturally Aspirated (VIN H) Water Pump DP1440	V8 5.7L GAS Naturally Aspirated (VIN 2) Water Pump DP977 ^{27,28}
V6 3.8L GAS Naturally Aspirated (VIN 1) Water Pump DP1440	V6 3.8L GAS Naturally Aspirated (VIN P) Water Pump DP1440	2007 Grand Caravan
V6 4.0L GAS Naturally Aspirated (VIN X) Water Pump DP906 ^{11,9}	V6 4.0L GAS Naturally Aspirated (VIN X) Water Pump DP906 ^{11,9}	V6 3.3L FLEX Naturally Aspirated (VIN E) Water Pump DP969

9 Interference Engine 11 Water Pump Driven by Timing Belt 27 It is recommended that the FAN CLUTCH for this application be replaced. 28 Failure to inspect or replace worn or defective fan clutch may void warranty 29 Heavy Duty option is for performance enhanced engines/severe duty applications

Dodge	
2007 Grand Caravan	
V6 3.3L GAS Naturally Aspirated (VIN R)	Water Pump DP969
V6 3.8L GAS Naturally Aspirated (VIN L)	Water Pump DP969
2007 Magnum	
V6 2.7L GAS Naturally Aspirated (VIN T)	Water Pump DP978
V6 3.5L GAS Naturally Aspirated (VIN V)	Water Pump DP906 ^{11,9}
V8 5.7L GAS Naturally Aspirated (VIN 2)	Water Pump DP996
V8 6.1L GAS Naturally Aspirated (VIN 3)	Water Pump DP996
2007 Nitro	
V6 3.7L GAS Naturally Aspirated (VIN K)	Water Pump DP962
V6 4.0L GAS Naturally Aspirated (VIN 6)	Water Pump DP906 ^{11,9}
2007 Ram Pickups	
L6 5.9L DIESEL Turbocharged (VIN C)	Water Pump DP1464
L6 6.7L DIESEL Turbocharged (VIN A)	Water Pump DP172
V6 3.7L GAS Naturally Aspirated (VIN K)	Water Pump DP962
V8 4.7L FLEX Naturally Aspirated (VIN P)	Water Pump DP962
V8 4.7L GAS Naturally Aspirated (VIN N)	Water Pump DP962
V8 5.7L GAS Naturally Aspirated (VIN 2)	Water Pump DP977 ^{27,28}
V8 5.7L GAS Naturally Aspirated (VIN D)	Water Pump DP977 ^{27,28}
2007 Sprinter	
V6 3.0L DIESEL Turbocharged (VIN 5)	Water Pump DP354
2006 Caravan	
L4 2.4L GAS Naturally Aspirated (VIN B)	Water Pump DP507 ^{11,9}
V6 3.3L FLEX Naturally Aspirated (VIN E)	Water Pump DP969
V6 3.3L GAS Naturally Aspirated (VIN R)	Water Pump DP969
2006 Charger	
V6 2.7L GAS Naturally Aspirated (VIN R)	Water Pump DP978
V6 3.5L GAS Naturally Aspirated (VIN G)	Water Pump DP906 ^{11,9}
V8 5.7L GAS Naturally Aspirated (VIN H)	Water Pump DP996
V8 6.1L GAS Naturally Aspirated (VIN W)	Water Pump DP996
2006 Dakota	
V6 3.7L GAS Naturally Aspirated (VIN K)	Water Pump DP962
V8 4.7L GAS Naturally Aspirated (VIN J)	Water Pump DP962
V8 4.7L GAS Naturally Aspirated (VIN N)	Water Pump DP962
2006 Durango	
V6 3.7L GAS Naturally Aspirated (VIN K)	Water Pump DP962
V8 4.7L FLEX Naturally Aspirated (VIN P)	Water Pump DP962
V8 4.7L GAS Naturally Aspirated (VIN N)	Water Pump DP962

Dodge	
2006 Durango	
V8 5.7L GAS Naturally Aspirated (VIN 2)	Water Pump DP977 ^{27,28}
2006 Grand Caravan	
V6 3.3L FLEX Naturally Aspirated (VIN E)	Water Pump DP969
V6 3.3L GAS Naturally Aspirated (VIN R)	Water Pump DP969
V6 3.8L GAS Naturally Aspirated (VIN L)	Water Pump DP969
2006 Magnum	
V6 2.7L GAS Naturally Aspirated (VIN T)	Water Pump DP978
V6 3.5L GAS Naturally Aspirated (VIN V)	Water Pump DP906 ^{11,9}
V8 5.7L GAS Naturally Aspirated (VIN 2)	Water Pump DP996
V8 6.1L GAS Naturally Aspirated (VIN 3)	Water Pump DP996
2006 Ram Pickups	
L6 5.9L DIESEL Turbocharged (VIN C)	Water Pump DP1464
V6 3.7L GAS Naturally Aspirated (VIN K)	Water Pump DP962
V8 4.7L FLEX Naturally Aspirated (VIN P)	Water Pump DP962
V8 4.7L GAS Naturally Aspirated (VIN N)	Water Pump DP962
V8 5.7L GAS Naturally Aspirated (VIN 2)	Water Pump DP977 ^{27,28}
V8 5.7L GAS Naturally Aspirated (VIN D)	Water Pump DP977 ^{27,28}
2006 Sprinter	
L5 2.7L DIESEL Turbocharged (VIN 4)	Water Pump DP864
2006 Stratus	
L4 2.4L GAS Naturally Aspirated (VIN X)	Water Pump DP507 ^{11,9}
V6 2.7L FLEX Naturally Aspirated (VIN T)	Water Pump DP978
V6 2.7L GAS Naturally Aspirated (VIN R)	Water Pump DP978
2005 Caravan	
L4 2.4L GAS Naturally Aspirated (VIN B)	Water Pump DP507 ^{11,9}
V6 3.3L FLEX Naturally Aspirated (VIN E)	Water Pump DP969
V6 3.3L GAS Naturally Aspirated (VIN R)	Water Pump DP969
2005 Dakota	
V6 3.7L GAS Naturally Aspirated (VIN K)	Water Pump DP962
V8 4.7L GAS Naturally Aspirated (VIN J)	Water Pump DP962
V8 4.7L GAS Naturally Aspirated (VIN N)	Water Pump DP962
2005 Durango	
V6 3.7L GAS Naturally Aspirated (VIN K)	Water Pump DP962
V8 4.7L GAS Naturally Aspirated (VIN N)	Water Pump DP962
V8 5.7L GAS Naturally Aspirated (VIN D)	Water Pump DP977 ^{27,28}
2005 Grand Caravan	
V6 3.3L FLEX Naturally Aspirated (VIN E)	Water Pump DP969
V6 3.3L GAS Naturally Aspirated (VIN R)	Water Pump DP969

Dodge	
2005 Grand Caravan	
V6 3.8L GAS Naturally Aspirated (VIN L)	Water Pump DP969
2005 Magnum	
V6 2.7L GAS Naturally Aspirated (VIN T)	Water Pump DP978
V6 3.5L GAS Naturally Aspirated (VIN V)	Water Pump DP906 ^{11,9}
V8 5.7L GAS Naturally Aspirated (VIN 2)	Water Pump DP996
2005 Neon	
L4 2.0L GAS Naturally Aspirated (VIN C)	Water Pump DP241 ^{11,9}
L4 2.4L GAS Turbocharged (VIN S)	Water Pump DP1322 ^{11,9}
2005 Ram Pickups	
L6 5.9L DIESEL Turbocharged (VIN C)	Water Pump DP1464
V6 3.7L GAS Naturally Aspirated (VIN K)	Water Pump DP962
V8 4.7L FLEX Naturally Aspirated (VIN P)	Water Pump DP962
V8 4.7L GAS Naturally Aspirated (VIN N)	Water Pump DP962
V8 5.7L GAS Naturally Aspirated (VIN D)	Water Pump DP977 ^{27,28}
2005 Sprinter	
L5 2.7L DIESEL Turbocharged (VIN 4)	Water Pump DP864
2005 Stratus	
V6 2.7L FLEX Naturally Aspirated (VIN T)	Water Pump DP978
V6 2.7L GAS Naturally Aspirated (VIN R)	Water Pump DP978
V6 3.0L GAS Naturally Aspirated (VIN H)	Water Pump DP1323 ^{11,9}
2005 SX 2.0	
L4 2.0L GAS Naturally Aspirated (VIN C)	Water Pump DP241 ^{11,9}
2004 Caravan	
L4 2.4L GAS Naturally Aspirated (VIN B)	Water Pump DP507 ^{11,9}
V6 3.3L GAS Naturally Aspirated (VIN R)	Water Pump DP969
2004 Dakota	
V6 3.7L GAS Naturally Aspirated (VIN K)	Water Pump DP962
V8 4.7L GAS Naturally Aspirated (VIN N)	Water Pump DP962
2004 Durango	
V6 3.7L GAS Naturally Aspirated (VIN K)	Water Pump DP962
V8 4.7L GAS Naturally Aspirated (VIN N)	Water Pump DP962
V8 5.7L GAS Naturally Aspirated (VIN D)	Water Pump DP977 ^{27,28}
2004 Grand Caravan	
V6 3.3L GAS Naturally Aspirated (VIN R)	Water Pump DP969
V6 3.8L GAS Naturally Aspirated (VIN L)	Water Pump DP969
2004 Intrepid	
V6 2.7L GAS Naturally Aspirated (VIN R)	Water Pump DP978
V6 3.5L GAS Naturally Aspirated (VIN G)	Water Pump DP595 ^{11,9}
V6 3.5L GAS Naturally Aspirated (VIN M)	Water Pump DP595 ^{11,9}

Dodge	Dodge	Dodge
2004 Intrepid	2003 Intrepid	2002 Durango
V6 3.5L GAS Naturally Aspirated (VIN V)	V6 3.5L GAS Naturally Aspirated (VIN V)	V8 5.9L GAS Naturally Aspirated (VIN Z)
Water Pump DP595 ^{11,9}	Water Pump DP595 ^{11,9}	Water Pump DP959
2004 Neon	2003 Neon	2002 Grand Caravan
L4 2.0L GAS Naturally Aspirated (VIN C)	L4 2.0L GAS Naturally Aspirated (VIN C)	V6 3.3L FLEX Naturally Aspirated (VIN 3)
Water Pump DP241 ^{11,9}	Water Pump DP241 ^{11,9}	Water Pump DP969
L4 2.0L GAS Naturally Aspirated (VIN F)	L4 2.0L GAS Naturally Aspirated (VIN F)	V6 3.3L GAS Naturally Aspirated (VIN R)
Water Pump DP241 ^{11,9}	Water Pump DP241 ^{11,9}	Water Pump DP969
L4 2.4L GAS Turbocharged (VIN S)	L4 2.4L GAS Turbocharged	V6 3.8L GAS Naturally Aspirated (VIN L)
Water Pump DP1322 ^{11,9}	Water Pump DP1322 ^{11,9}	Water Pump DP969
2004 Ram Pickups	2003 Ram Pickups	2002 Intrepid
L6 5.9L DIESEL Turbocharged (VIN 6)	L6 5.9L DIESEL Turbocharged (VIN 6)	V6 2.7L GAS Naturally Aspirated (VIN R)
Water Pump DP1464	Water Pump DP1464	Water Pump DP978
L6 5.9L DIESEL Turbocharged (VIN C)	L6 5.9L DIESEL Turbocharged (VIN C)	V6 3.5L GAS Naturally Aspirated (VIN G)
Water Pump DP1464	Water Pump DP1464	Water Pump DP595 ^{11,9}
V6 3.7L GAS Naturally Aspirated (VIN K)	V10 8.0L GAS Naturally Aspirated (VIN W)	V6 3.5L GAS Naturally Aspirated (VIN M)
Water Pump DP962	Water Pump DP877 ^{27,28}	Water Pump DP595 ^{11,9}
V8 4.7L FLEX Naturally Aspirated (VIN P)	V6 3.7L GAS Naturally Aspirated (VIN K)	V6 3.5L GAS Naturally Aspirated (VIN V)
Water Pump DP962	Water Pump DP962	Water Pump DP595 ^{11,9}
V8 4.7L GAS Naturally Aspirated (VIN N)	V8 4.7L GAS Naturally Aspirated (VIN N)	
Water Pump DP962	Water Pump DP962	
V8 5.7L GAS Naturally Aspirated (VIN D)	V8 5.7L GAS Naturally Aspirated (VIN D)	2002 Neon
Water Pump DP977 ^{27,28}	Water Pump DP977 ^{27,28}	L4 2.0L GAS Naturally Aspirated (VIN C)
	V8 5.9L GAS Naturally Aspirated (VIN Z)	Water Pump DP241 ^{11,9}
	Water Pump DP959	L4 2.0L GAS Naturally Aspirated (VIN F)
		Water Pump DP241 ^{11,9}
2004 Sprinter	2003 Ram Van	2002 Ram Pickups
L5 2.7L DIESEL Turbocharged (VIN 4)	V6 3.9L GAS Naturally Aspirated (VIN X)	L6 5.9L DIESEL Turbocharged (VIN 6)
Water Pump DP864	Water Pump DP959	Water Pump DP1464
2004 Stratus	V8 5.2L CNG Naturally Aspirated (VIN T)	L6 5.9L DIESEL Turbocharged (VIN 7)
V6 2.7L FLEX Naturally Aspirated (VIN T)	Water Pump DP959	Water Pump DP1464
Water Pump DP978	V8 5.2L GAS Naturally Aspirated (VIN Y)	L6 5.9L DIESEL Turbocharged (VIN C)
V6 2.7L GAS Naturally Aspirated (VIN R)	Water Pump DP959	Water Pump DP1464
Water Pump DP978	V8 5.9L GAS Naturally Aspirated (VIN Z)	V10 8.0L GAS Naturally Aspirated (VIN W)
V6 3.0L GAS Naturally Aspirated (VIN H)	Water Pump DP959	Water Pump DP877 ^{27,28}
Water Pump DP1323 ^{11,9}		V6 3.7L GAS Naturally Aspirated (VIN K)
2004 SX 2.0	2003 Sprinter	Water Pump DP962
L4 2.0L GAS Naturally Aspirated (VIN C)	L5 2.7L DIESEL Turbocharged (VIN 1)	V8 4.7L GAS Naturally Aspirated (VIN N)
Water Pump DP241 ^{11,9}	Water Pump DP1079	Water Pump DP962
2003 Caravan	L5 2.7L DIESEL Turbocharged (VIN 2)	V8 5.9L GAS Naturally Aspirated (VIN 5)
L4 2.4L GAS Naturally Aspirated (VIN B)	Water Pump DP1079	Water Pump DP959
Water Pump DP507 ^{11,9}	2003 Stratus	V8 5.9L GAS Naturally Aspirated (VIN Z)
V6 3.3L FLEX Naturally Aspirated (VIN 3)	V6 2.7L FLEX Naturally Aspirated (VIN T)	Water Pump DP959
Water Pump DP969	Water Pump DP978	
V6 3.3L GAS Naturally Aspirated (VIN R)	V6 2.7L GAS Naturally Aspirated (VIN R)	2002 Ram Van
Water Pump DP969	Water Pump DP978	V6 3.9L GAS Naturally Aspirated (VIN X)
2003 Dakota	V6 3.0L GAS Naturally Aspirated (VIN H)	Water Pump DP959
V6 3.9L GAS Naturally Aspirated (VIN X)	Water Pump DP1323 ^{11,9}	V8 5.2L CNG Naturally Aspirated (VIN T)
Water Pump DP959		Water Pump DP959
V8 4.7L GAS Naturally Aspirated (VIN N)	2003 SX 2.0	V8 5.2L GAS Naturally Aspirated (VIN Y)
Water Pump DP962	L4 2.0L GAS Naturally Aspirated (VIN C)	Water Pump DP959
V8 5.9L GAS Naturally Aspirated (VIN Z)	Water Pump DP241 ^{11,9}	V8 5.9L GAS Naturally Aspirated (VIN Z)
Water Pump DP959	2002 Caravan	Water Pump DP959
2003 Durango	L4 2.4L GAS Naturally Aspirated (VIN B)	2002 Stratus
V8 4.7L GAS Naturally Aspirated (VIN N)	Water Pump DP507 ^{11,9}	V6 2.7L GAS Naturally Aspirated (VIN R)
Water Pump DP962	V6 3.3L FLEX Naturally Aspirated (VIN 3)	Water Pump DP978
V8 5.9L GAS Naturally Aspirated (VIN Z)	Water Pump DP969	V6 3.0L GAS Naturally Aspirated (VIN H)
Water Pump DP959	V6 3.3L GAS Naturally Aspirated (VIN R)	Water Pump DP1323 ^{11,9}
2003 Grand Caravan	Water Pump DP969	2001 Caravan
V6 3.3L FLEX Naturally Aspirated (VIN 3)	2002 Dakota	L4 2.4L GAS Naturally Aspirated (VIN B)
Water Pump DP969	L4 2.5L GAS Naturally Aspirated (VIN P)	Water Pump DP507 ^{11,9}
V6 3.3L GAS Naturally Aspirated (VIN R)	Water Pump DP609	V6 3.3L FLEX Naturally Aspirated (VIN 3)
Water Pump DP969	V6 3.9L GAS Naturally Aspirated (VIN X)	Water Pump DP969
V6 3.8L GAS Naturally Aspirated (VIN L)	Water Pump DP959	V6 3.3L FLEX Naturally Aspirated (VIN G)
Water Pump DP969	V8 4.7L GAS Naturally Aspirated (VIN N)	Water Pump DP969
2003 Intrepid	Water Pump DP962	V6 3.3L GAS Naturally Aspirated (VIN R)
V6 2.7L GAS Naturally Aspirated (VIN R)	V8 5.9L GAS Naturally Aspirated (VIN Z)	Water Pump DP969
Water Pump DP978	Water Pump DP959	2001 Dakota
V6 3.5L GAS Naturally Aspirated (VIN G)	2002 Durango	L4 2.5L GAS Naturally Aspirated (VIN P)
Water Pump DP595 ^{11,9}	V8 4.7L GAS Naturally Aspirated (VIN N)	Water Pump DP609
V6 3.5L GAS Naturally Aspirated (VIN M)	Water Pump DP962	
Water Pump DP595 ^{11,9}		

9 Interference Engine 11 Water Pump Driven by Timing Belt 27 It is recommended that the FAN CLUTCH for this application be replaced. 28 Failure to inspect or replace worn or defective fan clutch may void warranty 29 Heavy Duty option is for performance enhanced engines/severe duty applications

Dodge	
2001 Dakota	
V8 4.7L GAS Naturally Aspirated (VIN N)	Water Pump DP962
V8 5.9L GAS Naturally Aspirated (VIN Z)	Water Pump DP959
2001 Durango	
V8 4.7L GAS Naturally Aspirated (VIN N)	Water Pump DP962
V8 5.9L GAS Naturally Aspirated (VIN Z)	Water Pump DP959
2001 Grand Caravan	
V6 3.3L FLEX Naturally Aspirated (VIN 3)	Water Pump DP969
V6 3.3L FLEX Naturally Aspirated (VIN G)	Water Pump DP969
V6 3.3L GAS Naturally Aspirated (VIN R)	Water Pump DP969
V6 3.8L GAS Naturally Aspirated (VIN L)	Water Pump DP969
2001 Intrepid	
V6 2.7L GAS Naturally Aspirated (VIN R)	Water Pump DP978
V6 2.7L GAS Naturally Aspirated (VIN U)	Water Pump DP978
V6 3.5L GAS Naturally Aspirated (VIN V)	Water Pump DP595 ^{11,9}
2001 Neon	
L4 2.0L GAS Naturally Aspirated (VIN C)	Water Pump DP241 ^{11,9}
L4 2.0L GAS Naturally Aspirated (VIN F)	Water Pump DP241 ^{11,9}
2001 Ram Pickups	
L6 5.9L DIESEL Turbocharged (VIN 6)	Water Pump DP1000
L6 5.9L DIESEL Turbocharged (VIN 7)	Water Pump DP1000
V10 8.0L GAS Naturally Aspirated (VIN W)	Water Pump DP877 ^{27,28}
V8 5.2L GAS Naturally Aspirated (VIN Y)	Water Pump DP959
V8 5.9L GAS Naturally Aspirated (VIN 5)	Water Pump DP959
V8 5.9L GAS Naturally Aspirated (VIN Z)	Water Pump DP959
2001 Ram Van	
V6 3.9L GAS Naturally Aspirated (VIN X)	Water Pump DP959
V8 5.2L CNG Naturally Aspirated (VIN T)	Water Pump DP959
V8 5.2L GAS Naturally Aspirated (VIN Y)	Water Pump DP959
V8 5.9L GAS Naturally Aspirated (VIN Z)	Water Pump DP959
2001 Stratus	
V6 2.7L GAS Naturally Aspirated (VIN U)	Water Pump DP978
V6 3.0L GAS Naturally Aspirated (VIN H)	Water Pump DP1323 ^{11,9}
2000 Avenger	
V6 2.5L GAS Naturally Aspirated (VIN N)	Water Pump DP1323 ^{11,9}
2000 Caravan	
L4 2.4L GAS Naturally Aspirated (VIN B)	Water Pump DP507 ^{11,9}
V6 3.3L FLEX Naturally Aspirated (VIN G)	Water Pump DP542
V6 3.3L GAS Naturally Aspirated (VIN R)	Water Pump DP542

Dodge	
2000 Dakota	
L4 2.5L GAS Naturally Aspirated (VIN P)	Water Pump DP609
V8 4.7L GAS Naturally Aspirated (VIN N)	Water Pump DP962
V8 5.9L GAS Naturally Aspirated (VIN Z)	Water Pump DP959
2000 Durango	
V8 4.7L GAS Naturally Aspirated (VIN N)	Water Pump DP962
V8 5.2L GAS Naturally Aspirated (VIN Y)	Water Pump DP959
V8 5.9L GAS Naturally Aspirated (VIN Z)	Water Pump DP959
2000 Grand Caravan	
V6 3.3L FLEX Naturally Aspirated (VIN G)	Water Pump DP542
V6 3.3L GAS Naturally Aspirated (VIN R)	Water Pump DP542
V6 3.8L GAS Naturally Aspirated (VIN L)	Water Pump DP542
2000 Intrepid	
V6 2.7L GAS Naturally Aspirated (VIN R)	Water Pump DP978
V6 2.7L GAS Naturally Aspirated (VIN U)	Water Pump DP978
V6 3.2L GAS Naturally Aspirated (VIN J)	Water Pump DP595 ^{11,9}
V6 3.5L GAS Naturally Aspirated (VIN V)	Water Pump DP595 ^{11,9}
2000 Neon	
L4 2.0L GAS Naturally Aspirated (VIN C)	Water Pump DP241 ^{11,9}
2000 Ram Pickups	
L6 5.9L DIESEL Turbocharged (VIN 6)	Water Pump DP1000
V10 8.0L GAS Naturally Aspirated (VIN W)	Water Pump DP877 ^{27,28}
V8 5.2L GAS Naturally Aspirated (VIN Y)	Water Pump DP959
V8 5.9L GAS Naturally Aspirated (VIN 5)	Water Pump DP959
V8 5.9L GAS Naturally Aspirated (VIN Z)	Water Pump DP959
2000 Ram Van	
V8 5.2L CNG Naturally Aspirated (VIN T)	Water Pump DP959
V8 5.2L GAS Naturally Aspirated (VIN Y)	Water Pump DP959
V8 5.2L LPG Naturally Aspirated (VIN 2)	Water Pump DP959
V8 5.9L GAS Naturally Aspirated (VIN Z)	Water Pump DP959
2000 Stratus	
L4 2.0L GAS Naturally Aspirated (VIN C)	Water Pump DP241 ^{11,9}
L4 2.4L GAS Naturally Aspirated (VIN X)	Water Pump DP507 ^{11,9}
V6 2.5L GAS Naturally Aspirated (VIN H)	Water Pump DP1323 ^{11,9}
1999 Avenger	
L4 2.0L GAS Naturally Aspirated (VIN Y)	Water Pump DP241 ^{11,9}
V6 2.5L GAS Naturally Aspirated (VIN N)	Water Pump DP1323 ^{11,9}
1999 Caravan	
L4 2.4L GAS Naturally Aspirated (VIN B)	Water Pump DP507 ^{11,9}

Dodge	
1999 Caravan	
V6 3.3L FLEX Naturally Aspirated (VIN G)	Water Pump DP542
V6 3.3L GAS Naturally Aspirated (VIN R)	Water Pump DP542
V6 3.8L GAS Naturally Aspirated (VIN L)	Water Pump DP542
1999 Dakota	
L4 2.5L GAS Naturally Aspirated (VIN P)	Water Pump DP609
V8 5.2L GAS Naturally Aspirated (VIN Y)	Water Pump DP959
V8 5.9L GAS Naturally Aspirated (VIN Z)	Water Pump DP959
1999 Durango	
V8 5.2L GAS Naturally Aspirated (VIN Y)	Water Pump DP959
V8 5.9L GAS Naturally Aspirated (VIN Z)	Water Pump DP959
1999 Grand Caravan	
V6 3.3L FLEX Naturally Aspirated (VIN G)	Water Pump DP542
V6 3.3L GAS Naturally Aspirated (VIN R)	Water Pump DP542
V6 3.8L GAS Naturally Aspirated (VIN L)	Water Pump DP542
1999 Intrepid	
V6 2.7L GAS Naturally Aspirated (VIN R)	Water Pump DP978
V6 3.2L GAS Naturally Aspirated (VIN J)	Water Pump DP595 ^{11,9}
1999 Neon	
L4 2.0L GAS Naturally Aspirated (VIN C)	Water Pump DP241 ^{11,9}
L4 2.0L GAS Naturally Aspirated (VIN Y)	Water Pump DP241 ^{11,9}
1999 Ram Pickups	
L6 5.9L DIESEL Turbocharged (VIN 6)	Water Pump DP1000
V10 8.0L GAS Naturally Aspirated (VIN W)	Water Pump DP877 ^{27,28}
V8 5.2L GAS Naturally Aspirated (VIN Y)	Water Pump DP959
V8 5.9L GAS Naturally Aspirated (VIN 5)	Water Pump DP959
V8 5.9L GAS Naturally Aspirated (VIN Z)	Water Pump DP959
1999 Ram Van	
V8 5.2L CNG Naturally Aspirated (VIN T)	Water Pump DP959
V8 5.2L GAS Naturally Aspirated (VIN Y)	Water Pump DP959
V8 5.2L LPG Naturally Aspirated (VIN 2)	Water Pump DP959
V8 5.9L GAS Naturally Aspirated (VIN Z)	Water Pump DP959
1999 Stratus	
L4 2.0L GAS Naturally Aspirated (VIN C)	Water Pump DP241 ^{11,9}
L4 2.4L GAS Naturally Aspirated (VIN X)	Water Pump DP507 ^{11,9}
V6 2.5L GAS Naturally Aspirated (VIN H)	Water Pump DP1323 ^{11,9}
1998 Avenger	
L4 2.0L GAS Naturally Aspirated (VIN Y)	Water Pump DP241 ^{11,9}
V6 2.5L GAS Naturally Aspirated (VIN N)	Water Pump DP1323 ^{11,9}

Dodge		Dodge		Dodge	
1998 Caravan		1997 Avenger		1996 Dakota	
L4 2.4L GAS Naturally Aspirated (VIN B)		V6 2.5L GAS Naturally Aspirated (VIN N)		L4 2.5L GAS Naturally Aspirated (VIN P)	
Water Pump	DP507 ^{11,9}	Water Pump	DP1323 ^{11,9}	Water Pump	DP609
V6 3.3L FLEX Naturally Aspirated (VIN G)		1997 Caravan		V8 5.2L CNG Naturally Aspirated (VIN T)	
Water Pump	DP542	L4 2.4L GAS Naturally Aspirated (VIN B)		Water Pump	DP959
V6 3.3L GAS Naturally Aspirated (VIN R)		Water Pump	DP507 ^{11,9}	V8 5.2L GAS Naturally Aspirated (VIN Y)	
Water Pump	DP542	V6 3.3L GAS Naturally Aspirated (VIN R)		Water Pump	DP959
V6 3.8L GAS Naturally Aspirated (VIN L)		Water Pump	DP542	1996 Grand Caravan	
Water Pump	DP542	V6 3.8L GAS Naturally Aspirated (VIN L)		V6 3.3L CNG Naturally Aspirated (VIN J)	
1998 Dakota		Water Pump	DP542	Water Pump	DP542
L4 2.5L GAS Naturally Aspirated (VIN P)		1997 Dakota		V6 3.3L GAS Naturally Aspirated (VIN R)	
Water Pump	DP609	L4 2.5L GAS Naturally Aspirated (VIN P)		Water Pump	DP542
V8 5.2L GAS Naturally Aspirated (VIN Y)		Water Pump	DP609	V6 3.8L GAS Naturally Aspirated (VIN L)	
Water Pump	DP959	V8 5.2L GAS Naturally Aspirated (VIN Y)		Water Pump	DP542
V8 5.9L GAS Naturally Aspirated (VIN Z)		Water Pump	DP959	1996 Intrepid	
Water Pump	DP959	1997 Grand Caravan		V6 3.3L GAS Naturally Aspirated (VIN T)	
1998 Durango		L4 2.4L GAS Naturally Aspirated (VIN B)		Water Pump	DP1018
V8 5.2L GAS Naturally Aspirated (VIN Y)		Water Pump	DP507 ^{11,9}	V6 3.5L GAS Naturally Aspirated (VIN F)	
Water Pump	DP959	V6 3.3L GAS Naturally Aspirated (VIN R)		Water Pump	DP918 ^{11,9}
V8 5.9L GAS Naturally Aspirated (VIN Z)		Water Pump	DP542	1996 Neon	
Water Pump	DP959	V6 3.8L GAS Naturally Aspirated (VIN L)		L4 2.0L GAS Naturally Aspirated (VIN C)	
1998 Grand Caravan		Water Pump	DP542	Water Pump	DP241 ^{11,9}
V6 3.3L FLEX Naturally Aspirated (VIN G)		1997 Intrepid		L4 2.0L GAS Naturally Aspirated (VIN Y)	
Water Pump	DP542	V6 3.3L GAS Naturally Aspirated (VIN T)		Water Pump	DP241 ^{11,9}
V6 3.3L GAS Naturally Aspirated (VIN R)		Water Pump	DP1018	1996 Ram Pickups	
Water Pump	DP542	1997 Neon		L6 5.9L DIESEL Turbocharged (VIN C)	
V6 3.8L GAS Naturally Aspirated (VIN L)		L4 2.0L GAS Naturally Aspirated (VIN C)		Water Pump	DP1000
Water Pump	DP542	Water Pump	DP241 ^{11,9}	V10 8.0L GAS Naturally Aspirated (VIN W)	
1998 Intrepid		L4 2.0L GAS Naturally Aspirated (VIN Y)		Water Pump	DP877 ^{27,28}
V6 2.7L GAS Naturally Aspirated (VIN R)		Water Pump	DP241 ^{11,9}	V8 5.2L CNG Naturally Aspirated (VIN T)	
Water Pump	DP978	1997 Ram Pickups		Water Pump	DP959
V6 3.2L GAS Naturally Aspirated (VIN J)		L6 5.9L DIESEL Turbocharged (VIN D)		V8 5.2L GAS Naturally Aspirated (VIN Y)	
Water Pump	DP595 ^{11,9}	Water Pump	DP1000	Water Pump	DP959
1998 Neon		V10 8.0L GAS Naturally Aspirated (VIN W)		V8 5.9L GAS Naturally Aspirated (VIN 5)	
L4 2.0L GAS Naturally Aspirated (VIN C)		Water Pump	DP877 ^{27,28}	Water Pump	DP959
Water Pump	DP241 ^{11,9}	V8 5.2L CNG Naturally Aspirated (VIN T)		V8 5.9L GAS Naturally Aspirated (VIN Z)	
L4 2.0L GAS Naturally Aspirated (VIN Y)		Water Pump	DP959	Water Pump	DP959
Water Pump	DP241 ^{11,9}	V8 5.2L GAS Naturally Aspirated (VIN Y)		1996 Stratus	
1998 Ram Pickups		Water Pump	DP959	L4 2.0L GAS Naturally Aspirated (VIN C)	
L6 5.9L DIESEL Turbocharged (VIN 6)		V8 5.9L GAS Naturally Aspirated (VIN 5)		Water Pump	DP241 ^{11,9}
Water Pump	DP1000	Water Pump	DP959	V6 2.5L GAS Naturally Aspirated (VIN H)	
L6 5.9L DIESEL Turbocharged (VIN D)		V8 5.9L GAS Naturally Aspirated (VIN Z)		Water Pump	DP1323 ^{11,9}
Water Pump	DP1000	Water Pump	DP959	1996 Vans B Series	
V10 8.0L GAS Naturally Aspirated (VIN W)		1997 Stratus		V8 5.2L CNG Naturally Aspirated (VIN T)	
Water Pump	DP877 ^{27,28}	L4 2.0L GAS Naturally Aspirated (VIN C)		Water Pump	DP959
V8 5.2L GAS Naturally Aspirated (VIN Y)		Water Pump	DP241 ^{11,9}	V8 5.2L GAS Naturally Aspirated (VIN Y)	
Water Pump	DP959	L4 2.4L GAS Naturally Aspirated (VIN X)		Water Pump	DP959
V8 5.9L GAS Naturally Aspirated (VIN 5)		Water Pump	DP507 ^{11,9}	V8 5.9L GAS Naturally Aspirated (VIN Z)	
Water Pump	DP959	V6 2.5L GAS Naturally Aspirated (VIN H)		Water Pump	DP959
V8 5.9L GAS Naturally Aspirated (VIN Z)		Water Pump	DP1323 ^{11,9}	1995 Avenger	
Water Pump	DP959	1997 Vans B Series		L4 2.0L GAS Naturally Aspirated (VIN Y)	
1998 Stratus		V8 5.2L CNG Naturally Aspirated (VIN T)		Water Pump	DP241 ^{11,9}
L4 2.0L GAS Naturally Aspirated (VIN C)		Water Pump	DP959	V6 2.5L GAS Naturally Aspirated (VIN N)	
Water Pump	DP241 ^{11,9}	V8 5.2L GAS Naturally Aspirated (VIN Y)		Water Pump	DP1323 ^{11,9}
L4 2.4L GAS Naturally Aspirated (VIN X)		Water Pump	DP959	1995 Caravan	
Water Pump	DP507 ^{11,9}	V8 5.9L GAS Naturally Aspirated (VIN Z)		L4 2.5L GAS Naturally Aspirated (VIN K)	
V6 2.5L GAS Naturally Aspirated (VIN H)		Water Pump	DP959	Water Pump	DP812
Water Pump	DP1323 ^{11,9}	1996 Avenger		V6 3.3L CNG Naturally Aspirated (VIN J)	
1998 Vans B Series		L4 2.0L GAS Naturally Aspirated (VIN Y)		Water Pump	DP542
V8 5.2L GAS Naturally Aspirated (VIN Y)		Water Pump	DP241 ^{11,9}	V6 3.3L GAS Naturally Aspirated (VIN R)	
Water Pump	DP959	V6 2.5L GAS Naturally Aspirated (VIN N)		Water Pump	DP542
V8 5.2L LPG Naturally Aspirated (VIN 2)		Water Pump	DP1323 ^{11,9}	1995 Colt	
Water Pump	DP959	1996 Caravan		L4 1.5L GAS Naturally Aspirated (VIN A)	
V8 5.9L GAS Naturally Aspirated (VIN Z)		V6 3.3L GAS Naturally Aspirated (VIN R)		Water Pump	DP367 ⁹
Water Pump	DP959	Water Pump	DP542	1995 Dakota	
1997 Avenger		V6 3.8L GAS Naturally Aspirated (VIN L)		L4 2.5L GAS Naturally Aspirated (VIN G)	
L4 2.0L GAS Naturally Aspirated (VIN Y)		Water Pump	DP542	Water Pump	DP812
Water Pump	DP241 ^{11,9}	V8 5.2L CNG Naturally Aspirated (VIN T)		Water Pump	DP959

Dodge	
1995 Dakota	
V8 5.2L GAS Naturally Aspirated (VIN Y)	Water Pump DP959
1995 Grand Caravan	
V6 3.3L GAS Naturally Aspirated (VIN R)	Water Pump DP542
V6 3.8L GAS Naturally Aspirated (VIN L)	Water Pump DP542
1995 Intrepid	
V6 3.3L FLEX Naturally Aspirated (VIN U)	Water Pump DP1018
V6 3.3L GAS Naturally Aspirated (VIN T)	Water Pump DP1018
V6 3.5L GAS Naturally Aspirated (VIN F)	Water Pump DP918 ^{11,9}
1995 Neon	
L4 2.0L GAS Naturally Aspirated (VIN C)	Water Pump DP241 ^{11,9}
L4 2.0L GAS Naturally Aspirated (VIN Y)	Water Pump DP241 ^{11,9}
1995 Ram Pickups	
L6 5.9L DIESEL Turbocharged (VIN C)	Water Pump DP1000
V10 8.0L GAS Naturally Aspirated (VIN W)	Water Pump DP877 ^{27,28}
V8 5.2L CNG Naturally Aspirated (VIN T)	Water Pump DP959
V8 5.2L GAS Naturally Aspirated (VIN Y)	Water Pump DP959
V8 5.9L GAS Naturally Aspirated (VIN 5)	Water Pump DP959
V8 5.9L GAS Naturally Aspirated (VIN Z)	Water Pump DP959
1995 Spirit	
L4 2.5L GAS Naturally Aspirated (VIN K)	Water Pump DP812
1995 Stratus	
L4 2.0L GAS Naturally Aspirated (VIN C)	Water Pump DP241 ^{11,9}
V6 2.5L GAS Naturally Aspirated (VIN H)	Water Pump DP1323 ^{11,9}
1995 Vans B Series	
V8 5.2L CNG Naturally Aspirated (VIN T)	Water Pump DP959
V8 5.2L GAS Naturally Aspirated (VIN Y)	Water Pump DP959
V8 5.9L GAS Naturally Aspirated (VIN Z)	Water Pump DP959
1994 Caravan	
L4 2.5L GAS Naturally Aspirated (VIN K)	Water Pump DP812
V6 3.3L CNG Naturally Aspirated (VIN J)	Water Pump DP542
V6 3.3L GAS Naturally Aspirated (VIN R)	Water Pump DP542
1994 Colt	
L4 1.5L GAS Naturally Aspirated (VIN A)	Water Pump DP367 ⁹
L4 1.8L GAS Naturally Aspirated (VIN C)	Water Pump DP235 ^{11,9}
L4 2.4L GAS Naturally Aspirated (VIN G)	Water Pump DP575 ⁹
1994 Dakota	
L4 2.5L GAS Naturally Aspirated (VIN G)	Water Pump DP812
V8 5.2L GAS Naturally Aspirated (VIN Y)	Water Pump DP959

Dodge	
1994 Grand Caravan	
V6 3.3L GAS Naturally Aspirated (VIN R)	Water Pump DP542
V6 3.8L GAS Naturally Aspirated (VIN L)	Water Pump DP542
1994 Intrepid	
V6 3.3L FLEX Naturally Aspirated (VIN U)	Water Pump DP1018
V6 3.3L GAS Naturally Aspirated (VIN T)	Water Pump DP1018
V6 3.5L GAS Naturally Aspirated (VIN F)	Water Pump DP661 ^{11,9}
1994 Ram Pickups	
L6 5.9L DIESEL Turbocharged (VIN C)	Water Pump DP1000
V10 8.0L GAS Naturally Aspirated (VIN W)	Water Pump DP877 ^{27,28}
V8 5.2L GAS Naturally Aspirated (VIN Y)	Water Pump DP959
V8 5.9L GAS Naturally Aspirated (VIN 5)	Water Pump DP959
V8 5.9L GAS Naturally Aspirated (VIN Z)	Water Pump DP959
1994 Shadow	
L4 2.2L GAS Naturally Aspirated (VIN D)	Water Pump DP812
L4 2.5L GAS Naturally Aspirated (VIN K)	Water Pump DP812
1994 Spirit	
L4 2.5L FLEX Naturally Aspirated (VIN V)	Water Pump DP812
L4 2.5L GAS Naturally Aspirated (VIN K)	Water Pump DP812
1994 Vans B Series	
V8 5.2L CNG Naturally Aspirated (VIN T)	Water Pump DP959
V8 5.2L GAS Naturally Aspirated (VIN Y)	Water Pump DP959
V8 5.9L GAS Naturally Aspirated (VIN Z)	Water Pump DP959
1993 Caravan	
L4 2.5L GAS Naturally Aspirated (VIN K)	Water Pump DP812
V6 3.3L GAS Naturally Aspirated (VIN R)	Water Pump DP542
1993 Colt	
L4 1.5L GAS Naturally Aspirated (VIN A)	Water Pump DP367 ⁹
L4 1.8L GAS Naturally Aspirated (VIN C)	Water Pump DP235 ^{11,9}
L4 2.4L GAS Naturally Aspirated (VIN G)	Water Pump DP575 ⁹
1993 D & W Series Pickups	
L6 5.9L DIESEL Turbocharged (VIN C)	Water Pump DP1000
V8 5.2L GAS Naturally Aspirated (VIN Y)	Water Pump DP959
V8 5.9L GAS Naturally Aspirated (VIN 5)	Water Pump DP959
V8 5.9L GAS Naturally Aspirated (VIN Z)	Water Pump DP959
1993 Dakota	
L4 2.5L GAS Naturally Aspirated (VIN G)	Water Pump DP812
V8 5.2L GAS Naturally Aspirated (VIN Y)	Water Pump DP959
1993 Daytona	
L4 2.5L GAS Naturally Aspirated (VIN K)	Water Pump DP812

Dodge	
1993 Dynasty	
L4 2.5L GAS Naturally Aspirated (VIN K)	Water Pump DP812
V6 3.3L GAS Naturally Aspirated (VIN R)	Water Pump DP542
1993 Grand Caravan	
V6 3.3L GAS Naturally Aspirated (VIN R)	Water Pump DP542
1993 Intrepid	
V6 3.3L GAS Naturally Aspirated (VIN T)	Water Pump DP1018
V6 3.5L GAS Naturally Aspirated (VIN F)	Water Pump DP661 ^{11,9}
1993 Ram 50	
L4 2.4L GAS Naturally Aspirated (VIN G)	Water Pump DP648 ⁹
1993 Ramcharger	
V8 5.2L GAS Naturally Aspirated (VIN Y)	Water Pump DP959
V8 5.9L GAS Naturally Aspirated (VIN Z)	Water Pump DP959
1993 Shadow	
L4 2.2L GAS Naturally Aspirated (VIN D)	Water Pump DP812
L4 2.5L GAS Naturally Aspirated (VIN K)	Water Pump DP812
1993 Spirit	
L4 2.5L FLEX Naturally Aspirated (VIN V)	Water Pump DP812
L4 2.5L GAS Naturally Aspirated (VIN K)	Water Pump DP812
1993 Vans B Series	
V8 5.2L CNG Naturally Aspirated (VIN T)	Water Pump DP959
V8 5.2L GAS Naturally Aspirated (VIN Y)	Water Pump DP959
V8 5.9L GAS Naturally Aspirated (VIN Z)	Water Pump DP959
1992 Caravan	
L4 2.5L GAS Naturally Aspirated (VIN K)	Water Pump DP812
V6 3.3L GAS Naturally Aspirated (VIN R)	Water Pump DP542
1992 Colt	
L4 1.5L GAS Naturally Aspirated (VIN A)	Water Pump DP367 ⁹
L4 1.8L GAS Naturally Aspirated (VIN D)	Water Pump DP235 ^{11,9}
1992 D & W Series Pickups	
L6 5.9L DIESEL Turbocharged (VIN C)	Water Pump DP1000
V6 3.9L GAS Naturally Aspirated (VIN X)	Water Pump DP1325
V8 5.2L GAS Naturally Aspirated (VIN Y)	Water Pump DP1325
1992 Dakota	
L4 2.5L GAS Naturally Aspirated (VIN G)	Water Pump DP812
V6 3.9L GAS Naturally Aspirated (VIN X)	Water Pump DP1325
V8 5.2L GAS Naturally Aspirated (VIN Y)	Water Pump DP1325
1992 Daytona	
L4 2.5L GAS Naturally Aspirated (VIN K)	Water Pump DP812
L4 2.5L GAS Turbocharged (VIN J)	Water Pump DP812

Dodge	1992 Dynasty	Dodge	1991 Shadow	Dodge	1990 Shadow
L4 2.5L GAS Naturally Aspirated (VIN K)	Water Pump DP812	L4 2.2L GAS Naturally Aspirated (VIN D)	Water Pump DP812	L4 2.2L GAS Turbocharged (VIN C)	Water Pump DP812
V6 3.3L GAS Naturally Aspirated (VIN R)	Water Pump DP542	L4 2.5L GAS Naturally Aspirated (VIN K)	Water Pump DP812	L4 2.5L GAS Naturally Aspirated (VIN K)	Water Pump DP812
1992 Grand Caravan		L4 2.5L GAS Turbocharged (VIN J)	Water Pump DP812	L4 2.5L GAS Turbocharged (VIN J)	Water Pump DP812
V6 3.3L GAS Naturally Aspirated (VIN R)	Water Pump DP542	1991 Spirit		1990 Spirit	
1992 Ram 50		L4 2.2L GAS Turbocharged (VIN A)	Water Pump DP812	L4 2.5L GAS Naturally Aspirated (VIN K)	Water Pump DP812
L4 2.4L GAS Naturally Aspirated (VIN W)	Water Pump DP648 ⁹	L4 2.5L GAS Naturally Aspirated (VIN K)	Water Pump DP812	L4 2.5L GAS Turbocharged (VIN J)	Water Pump DP812
1992 Ramcharger		L4 2.5L GAS Turbocharged (VIN J)	Water Pump DP812	1989 2000 GTX	
V8 5.2L GAS Naturally Aspirated (VIN Y)	Water Pump DP1325	1990 2000 GTX		L4 2.0L GAS Naturally Aspirated (VIN R)	Water Pump DP1103 ⁹
1992 Shadow		L4 2.0L GAS Naturally Aspirated (VIN V)	Water Pump DP1103 ⁹	L4 2.0L GAS Naturally Aspirated (VIN V)	Water Pump DP1103 ⁹
L4 2.2L GAS Naturally Aspirated (VIN D)	Water Pump DP812	1990 Caravan		1989 Aries	
L4 2.5L GAS Naturally Aspirated (VIN K)	Water Pump DP812	L4 2.5L GAS Naturally Aspirated (VIN K)	Water Pump DP812	L4 2.2L GAS Naturally Aspirated (VIN D)	Water Pump DP1060
L4 2.5L GAS Turbocharged (VIN J)	Water Pump DP812	L4 2.5L GAS Turbocharged (VIN J)	Water Pump DP812	L4 2.5L GAS Naturally Aspirated (VIN K)	Water Pump DP1060
1992 Spirit		V6 3.3L GAS Naturally Aspirated (VIN R)	Water Pump DP542	1989 Caravan	
L4 2.2L GAS Turbocharged (VIN A)	Water Pump DP812	1990 Colt		L4 2.5L GAS Naturally Aspirated (VIN K)	Water Pump DP1060
L4 2.5L GAS Naturally Aspirated (VIN K)	Water Pump DP812	L4 1.5L GAS Naturally Aspirated (VIN K)	Water Pump DP367 ⁹	L4 2.5L GAS Turbocharged (VIN J)	Water Pump DP1060
L4 2.5L GAS Turbocharged (VIN J)	Water Pump DP812	L4 1.5L GAS Naturally Aspirated (VIN X)	Water Pump DP367 ⁹	1989 Colt	
1992 Vans B Series		L4 1.6L GAS Naturally Aspirated (VIN Y)	Water Pump DP1088 ⁹	L4 1.5L GAS Naturally Aspirated (VIN K)	Water Pump DP367 ⁹
V6 3.9L GAS Naturally Aspirated (VIN X)	Water Pump DP1325	L4 1.6L GAS Turbocharged (VIN F)	Water Pump DP1088 ⁹	L4 1.5L GAS Naturally Aspirated (VIN X)	Water Pump DP367 ⁹
V8 5.2L GAS Naturally Aspirated (VIN Y)	Water Pump DP1325	L4 1.8L GAS Naturally Aspirated (VIN T)	Water Pump DP1088 ⁹	L4 1.6L GAS Naturally Aspirated (VIN Y)	Water Pump DP1088 ⁹
1991 Caravan		1990 D & W Series Pickups		L4 1.6L GAS Turbocharged (VIN F)	Water Pump DP1088 ⁹
L4 2.5L GAS Naturally Aspirated (VIN K)	Water Pump DP812	L6 5.9L DIESEL Turbocharged (VIN 8)	Water Pump DP1000	L4 1.6L GAS Turbocharged (VIN Z)	Water Pump DP1088 ⁹
V6 3.3L GAS Naturally Aspirated (VIN R)	Water Pump DP542	1990 Dakota		L4 1.8L GAS Naturally Aspirated (VIN T)	Water Pump DP1088 ⁹
1991 Colt		L4 2.5L GAS Naturally Aspirated (VIN G)	Water Pump DP812	1989 D & W Series Pickups	
L4 1.5L GAS Naturally Aspirated (VIN A)	Water Pump DP367 ⁹	V8 5.2L GAS Naturally Aspirated (VIN Y)	Water Pump DP1077	L6 5.9L DIESEL Turbocharged (VIN 8)	Water Pump DP1000
L4 1.5L GAS Naturally Aspirated (VIN K)	Water Pump DP367 ⁹	1990 Daytona		1989 Dakota	
1991 D & W Series Pickups		L4 2.2L GAS Turbocharged (VIN C)	Water Pump DP812	L4 2.5L GAS Naturally Aspirated (VIN G)	Water Pump DP1060
L6 5.9L DIESEL Turbocharged (VIN 8)	Water Pump DP1000	L4 2.5L GAS Naturally Aspirated (VIN K)	Water Pump DP812	1989 Daytona	
L6 5.9L DIESEL Turbocharged (VIN C)	Water Pump DP1000	L4 2.5L GAS Turbocharged (VIN J)	Water Pump DP812	L4 2.2L GAS Turbocharged (VIN A)	Water Pump DP1060
1991 Dakota		1990 Dynasty		L4 2.5L GAS Naturally Aspirated (VIN K)	Water Pump DP1060
L4 2.5L GAS Naturally Aspirated (VIN G)	Water Pump DP812	L4 2.5L GAS Naturally Aspirated (VIN K)	Water Pump DP812	L4 2.5L GAS Turbocharged (VIN J)	Water Pump DP1060
V8 5.2L GAS Naturally Aspirated (VIN Y)	Water Pump DP1077	V6 3.3L GAS Naturally Aspirated (VIN R)	Water Pump DP542	1989 Dynasty	
1991 Daytona		1990 Grand Caravan		L4 2.5L GAS Naturally Aspirated (VIN K)	Water Pump DP1060
L4 2.5L GAS Naturally Aspirated (VIN K)	Water Pump DP812	V6 3.3L GAS Naturally Aspirated (VIN R)	Water Pump DP542	1989 Grand Caravan	
L4 2.5L GAS Turbocharged (VIN J)	Water Pump DP812	1990 Omni		L4 2.5L GAS Naturally Aspirated (VIN K)	Water Pump DP1060
1991 Dynasty		L4 2.2L GAS Naturally Aspirated (VIN D)	Water Pump DP812	L4 2.5L GAS Turbocharged (VIN J)	Water Pump DP1060
L4 2.5L GAS Naturally Aspirated (VIN K)	Water Pump DP812	1990 Ram 50		1989 Lancer	
V6 3.3L GAS Naturally Aspirated (VIN R)	Water Pump DP542	L4 2.4L GAS Naturally Aspirated (VIN W)	Water Pump DP648 ⁹	L4 2.2L GAS Naturally Aspirated (VIN D)	Water Pump DP1060
1991 Ram 50		1990 Shadow		L4 2.2L GAS Turbocharged (VIN A)	Water Pump DP1060
L4 2.4L GAS Naturally Aspirated (VIN W)	Water Pump DP648 ⁹	L4 2.2L GAS Naturally Aspirated (VIN D)	Water Pump DP812	L4 2.5L GAS Naturally Aspirated (VIN K)	Water Pump DP1060

Dodge	
1989 Lancer	
L4 2.5L GAS Turbocharged (VIN J)	
Water Pump	DP1060
1989 Omni	
L4 2.2L GAS Naturally Aspirated (VIN D)	
Water Pump	DP1060
1989 Raider	
L4 2.6L GAS Naturally Aspirated (VIN E)	
Water Pump	DP1328
1989 Ram 50	
L4 2.0L GAS Naturally Aspirated (VIN D)	
Water Pump	DP648 ⁹
L4 2.6L GAS Naturally Aspirated (VIN E)	
Water Pump	DP1328
1989 Shadow	
L4 2.2L GAS Naturally Aspirated (VIN D)	
Water Pump	DP1060
L4 2.2L GAS Turbocharged (VIN A)	
Water Pump	DP1060
L4 2.5L GAS Naturally Aspirated (VIN K)	
Water Pump	DP1060
L4 2.5L GAS Turbocharged (VIN J)	
Water Pump	DP1060
1989 Spirit	
L4 2.5L GAS Naturally Aspirated (VIN K)	
Water Pump	DP1060
L4 2.5L GAS Turbocharged (VIN J)	
Water Pump	DP1060
1988 600	
L4 2.2L GAS Naturally Aspirated (VIN D)	
Water Pump	DP1030
L4 2.2L GAS Turbocharged (VIN E)	
Water Pump	DP1030
L4 2.5L GAS Naturally Aspirated (VIN K)	
Water Pump	DP1030
1988 Aries	
L4 2.2L GAS Naturally Aspirated (VIN D)	
Water Pump	DP1030
L4 2.5L GAS Naturally Aspirated (VIN K)	
Water Pump	DP1030
1988 Caravan	
L4 2.5L GAS Naturally Aspirated (VIN K)	
Water Pump	DP1030
1988 Colt	
L4 1.5L GAS Naturally Aspirated (VIN K)	
Water Pump	DP367 ⁹
L4 1.5L GAS Naturally Aspirated (VIN P)	
Water Pump	DP367 ⁹
L4 1.6L GAS Turbocharged (VIN F)	
Water Pump	DP1088 ⁹
1988 Dakota	
L4 2.2L GAS Naturally Aspirated (VIN C)	
Water Pump	DP1030
1988 Daytona	
L4 2.2L GAS Turbocharged (VIN A)	
Water Pump	DP1030
L4 2.2L GAS Turbocharged (VIN E)	
Water Pump	DP1030
L4 2.5L GAS Naturally Aspirated (VIN K)	
Water Pump	DP1030
1988 Dynasty	
L4 2.5L GAS Naturally Aspirated (VIN K)	
Water Pump	DP1030
1988 Grand Caravan	
L4 2.5L GAS Naturally Aspirated (VIN K)	
Water Pump	DP1030
1988 Lancer	
L4 2.2L GAS Naturally Aspirated (VIN D)	
Water Pump	DP1030

Dodge	
1988 Lancer	
L4 2.2L GAS Turbocharged (VIN A)	
Water Pump	DP1030
L4 2.2L GAS Turbocharged (VIN E)	
Water Pump	DP1030
L4 2.5L GAS Naturally Aspirated (VIN K)	
Water Pump	DP1030
1988 Mini Ram	
L4 2.5L GAS Naturally Aspirated (VIN K)	
Water Pump	DP1030
1988 Omni	
L4 2.2L GAS Naturally Aspirated (VIN D)	
Water Pump	DP1030
1988 Raider	
L4 2.6L GAS Naturally Aspirated (VIN E)	
Water Pump	DP1328
1988 Ram 50	
L4 2.0L GAS Naturally Aspirated (VIN D)	
Water Pump	DP648 ⁹
L4 2.6L GAS Naturally Aspirated (VIN E)	
Water Pump	DP1328
1988 Shadow	
L4 2.2L GAS Naturally Aspirated (VIN D)	
Water Pump	DP1030
L4 2.2L GAS Turbocharged (VIN E)	
Water Pump	DP1030
L4 2.5L GAS Naturally Aspirated (VIN K)	
Water Pump	DP1030
1987 600	
L4 2.2L GAS Naturally Aspirated (VIN D)	
Water Pump	DP1030
L4 2.2L GAS Turbocharged (VIN E)	
Water Pump	DP1030
L4 2.5L GAS Naturally Aspirated (VIN K)	
Water Pump	DP1030
1987 Aries	
L4 2.2L GAS Naturally Aspirated (VIN D)	
Water Pump	DP1030
L4 2.5L GAS Naturally Aspirated (VIN K)	
Water Pump	DP1030
1987 Caravan	
L4 2.2L GAS Naturally Aspirated (VIN C)	
Water Pump	DP1030
L4 2.6L GAS Naturally Aspirated (VIN G)	
Water Pump	DP1116
1987 Charger	
L4 2.2L GAS Naturally Aspirated (VIN C)	
Water Pump	DP1030
L4 2.2L GAS Turbocharged (VIN E)	
Water Pump	DP1030
1987 Colt	
L4 1.5L GAS Naturally Aspirated (VIN K)	
Water Pump	DP367 ⁹
L4 1.6L GAS Turbocharged (VIN F)	
Water Pump	DP1088 ⁹
1987 D & W Series Pickups	
L6 3.7L GAS Naturally Aspirated (VIN H)	
Water Pump	DP861
1987 Dakota	
L4 2.2L GAS Naturally Aspirated (VIN C)	
Water Pump	DP1030
1987 Daytona	
L4 2.2L GAS Turbocharged (VIN A)	
Water Pump	DP1030
L4 2.2L GAS Turbocharged (VIN E)	
Water Pump	DP1030
L4 2.5L GAS Naturally Aspirated (VIN K)	
Water Pump	DP1030

Dodge	
1987 Grand Caravan	
L4 2.5L GAS Naturally Aspirated (VIN K)	
Water Pump	DP1030
1987 Lancer	
L4 2.2L GAS Naturally Aspirated (VIN D)	
Water Pump	DP1030
L4 2.2L GAS Turbocharged (VIN E)	
Water Pump	DP1030
L4 2.5L GAS Naturally Aspirated (VIN K)	
Water Pump	DP1030
1987 Mini Ram	
L4 2.2L GAS Naturally Aspirated (VIN C)	
Water Pump	DP1030
L4 2.5L GAS Naturally Aspirated (VIN K)	
Water Pump	DP1030
L4 2.6L GAS Naturally Aspirated (VIN G)	
Water Pump	DP1116
1987 Omni	
L4 2.2L GAS Naturally Aspirated (VIN C)	
Water Pump	DP1030
1987 Raider	
L4 2.6L GAS Naturally Aspirated (VIN E)	
Water Pump	DP1328
1987 Ram 50	
L4 2.0L GAS Naturally Aspirated (VIN D)	
Water Pump	DP648 ⁹
L4 2.6L GAS Naturally Aspirated (VIN E)	
Water Pump	DP1328
1987 Shadow	
L4 2.2L GAS Naturally Aspirated (VIN D)	
Water Pump	DP1030
L4 2.2L GAS Turbocharged (VIN E)	
Water Pump	DP1030
1987 Vans B Series	
L6 3.7L GAS Naturally Aspirated (VIN H)	
Water Pump	DP861
1986 600	
L4 2.2L GAS Naturally Aspirated (VIN D)	
Water Pump	DP1030
L4 2.2L GAS Turbocharged (VIN E)	
Water Pump	DP1030
L4 2.5L GAS Naturally Aspirated (VIN K)	
Water Pump	DP1030
1986 Aries	
L4 2.2L GAS Naturally Aspirated (VIN D)	
Water Pump	DP1030
L4 2.5L GAS Naturally Aspirated (VIN K)	
Water Pump	DP1030
1986 Caravan	
L4 2.2L GAS Naturally Aspirated (VIN C)	
Water Pump	DP1030
L4 2.6L GAS Naturally Aspirated (VIN G)	
Water Pump	DP1116
1986 Charger	
L4 2.2L GAS Naturally Aspirated (VIN 8)	
Water Pump	DP1030
L4 2.2L GAS Naturally Aspirated (VIN C)	
Water Pump	DP1030
L4 2.2L GAS Turbocharged (VIN E)	
Water Pump	DP1030
1986 Colt	
L4 1.5L GAS Naturally Aspirated (VIN K)	
Water Pump	DP367 ⁹
L4 1.6L GAS Turbocharged (VIN F)	
Water Pump	DP1088 ⁹
1986 D & W Series Pickups	
L6 3.7L GAS Naturally Aspirated (VIN H)	
Water Pump	DP861

Dodge	
1986 Daytona	
L4 2.2L GAS Naturally Aspirated (VIN D)	
Water Pump	DP1030
L4 2.2L GAS Turbocharged (VIN E)	
Water Pump	DP1030
L4 2.5L GAS Naturally Aspirated (VIN K)	
Water Pump	DP1030
1986 Lancer	
L4 2.2L GAS Naturally Aspirated (VIN D)	
Water Pump	DP1030
L4 2.2L GAS Turbocharged (VIN E)	
Water Pump	DP1030
L4 2.5L GAS Naturally Aspirated (VIN K)	
Water Pump	DP1030
1986 Mini Ram	
L4 2.2L GAS Naturally Aspirated (VIN C)	
Water Pump	DP1030
L4 2.6L GAS Naturally Aspirated (VIN G)	
Water Pump	DP1116
1986 Omni	
L4 2.2L GAS Naturally Aspirated (VIN 8)	
Water Pump	DP1030
L4 2.2L GAS Naturally Aspirated (VIN C)	
Water Pump	DP1030
L4 2.2L GAS Turbocharged (VIN E)	
Water Pump	DP1030
1986 Power Ram 50	
L4 2.6L GAS Naturally Aspirated (VIN E)	
Water Pump	DP1328
1986 Ram 50	
L4 2.0L GAS Naturally Aspirated (VIN D)	
Water Pump	DP648 ⁹
L4 2.6L GAS Naturally Aspirated (VIN E)	
Water Pump	DP1328
1986 Vans B Series	
L6 3.7L GAS Naturally Aspirated (VIN H)	
Water Pump	DP861
1985 600	
L4 2.2L GAS Naturally Aspirated (VIN D)	
Water Pump	DP1030
L4 2.2L GAS Turbocharged (VIN E)	
Water Pump	DP1030
L4 2.6L GAS Naturally Aspirated (VIN G)	
Water Pump	DP1116
1985 Aries	
L4 2.2L GAS Naturally Aspirated (VIN C)	
Water Pump	DP1030
L4 2.2L GAS Naturally Aspirated (VIN D)	
Water Pump	DP1030
L4 2.6L GAS Naturally Aspirated (VIN G)	
Water Pump	DP1116
1985 Caravan	
L4 2.2L GAS Naturally Aspirated (VIN C)	
Water Pump	DP1030
L4 2.6L GAS Naturally Aspirated (VIN G)	
Water Pump	DP1116
1985 Charger	
L4 2.2L GAS Naturally Aspirated (VIN 8)	
Water Pump	DP1030
L4 2.2L GAS Naturally Aspirated (VIN C)	
Water Pump	DP1030
L4 2.2L GAS Turbocharged (VIN E)	
Water Pump	DP1030
1985 Colt	
L4 1.5L GAS Naturally Aspirated (VIN K)	
Water Pump	DP367 ⁹
L4 1.6L GAS Turbocharged (VIN F)	
Water Pump	DP1088 ⁹

Dodge	
1985 D & W Series Pickups	
L6 3.7L GAS Naturally Aspirated (VIN H)	
Water Pump	DP861
1985 Daytona	
L4 2.2L GAS Naturally Aspirated (VIN D)	
Water Pump	DP1030
L4 2.2L GAS Turbocharged (VIN E)	
Water Pump	DP1030
1985 Lancer	
L4 2.2L GAS Naturally Aspirated (VIN D)	
Water Pump	DP1030
L4 2.2L GAS Turbocharged (VIN E)	
Water Pump	DP1030
1985 Mini Ram	
L4 2.2L GAS Naturally Aspirated (VIN C)	
Water Pump	DP1030
L4 2.6L GAS Naturally Aspirated (VIN G)	
Water Pump	DP1116
1985 Omni	
L4 2.2L GAS Naturally Aspirated (VIN 8)	
Water Pump	DP1030
L4 2.2L GAS Naturally Aspirated (VIN C)	
Water Pump	DP1030
L4 2.2L GAS Turbocharged (VIN E)	
Water Pump	DP1030
1985 Power Ram 50	
L4 2.6L GAS Naturally Aspirated (VIN E)	
Water Pump	DP1328
1985 Ram 50	
L4 2.0L GAS Naturally Aspirated (VIN D)	
Water Pump	DP648 ⁹
1985 Vans B Series	
L6 3.7L GAS Naturally Aspirated (VIN H)	
Water Pump	DP861
1984 600	
L4 2.2L GAS Naturally Aspirated (VIN C)	
Water Pump	DP1030
L4 2.2L GAS Naturally Aspirated (VIN D)	
Water Pump	DP1030
L4 2.2L GAS Turbocharged (VIN E)	
Water Pump	DP1030
L4 2.6L GAS Naturally Aspirated (VIN G)	
Water Pump	DP1116
1984 Aries	
L4 2.2L GAS Naturally Aspirated (VIN C)	
Water Pump	DP1030
L4 2.6L GAS Naturally Aspirated (VIN G)	
Water Pump	DP1116
1984 Caravan	
L4 2.2L GAS Naturally Aspirated (VIN C)	
Water Pump	DP1030
L4 2.6L GAS Naturally Aspirated (VIN G)	
Water Pump	DP1116
1984 Charger	
L4 2.2L GAS Naturally Aspirated (VIN 8)	
Water Pump	DP1030
L4 2.2L GAS Naturally Aspirated (VIN C)	
Water Pump	DP1030
1984 Colt	
L4 1.4L GAS Naturally Aspirated (VIN A)	
Water Pump	DP367 ⁹
L4 1.6L GAS Naturally Aspirated (VIN B)	
Water Pump	DP1088 ⁹
L4 1.6L GAS Turbocharged (VIN F)	
Water Pump	DP1088 ⁹
1984 D & W Series Pickups	
L6 3.7L GAS Naturally Aspirated (VIN H)	
Water Pump	DP861

Dodge	
1984 Daytona	
L4 2.2L GAS Naturally Aspirated (VIN D)	
Water Pump	DP1030
L4 2.2L GAS Turbocharged (VIN E)	
Water Pump	DP1030
1984 Mini Ram	
L4 2.2L GAS Naturally Aspirated (VIN C)	
Water Pump	DP1030
L4 2.6L GAS Naturally Aspirated (VIN G)	
Water Pump	DP1116
1984 Omni	
L4 2.2L GAS Naturally Aspirated (VIN 8)	
Water Pump	DP1030
L4 2.2L GAS Naturally Aspirated (VIN C)	
Water Pump	DP1030
1984 Power Ram 50	
L4 2.0L GAS Naturally Aspirated (VIN D)	
Water Pump	DP648
L4 2.6L GAS Naturally Aspirated (VIN E)	
Water Pump	DP1328
1984 Ram 50	
L4 2.0L GAS Naturally Aspirated (VIN D)	
Water Pump	DP648
L4 2.6L GAS Naturally Aspirated (VIN E)	
Water Pump	DP1328
1984 Rampage	
L4 2.2L GAS Naturally Aspirated (VIN C)	
Water Pump	DP1030
1984 Vans B Series	
L6 3.7L GAS Naturally Aspirated (VIN H)	
Water Pump	DP861
1983 400	
L4 2.2L GAS Naturally Aspirated (VIN C)	
Water Pump	DP1030
L4 2.6L GAS Naturally Aspirated (VIN G)	
Water Pump	DP1116
1983 600	
L4 2.2L GAS Naturally Aspirated (VIN C)	
Water Pump	DP1030
L4 2.6L GAS Naturally Aspirated (VIN G)	
Water Pump	DP1116
1983 Aries	
L4 2.2L GAS Naturally Aspirated (VIN C)	
Water Pump	DP1030
L4 2.6L GAS Naturally Aspirated (VIN G)	
Water Pump	DP1116
1983 Challenger	
L4 2.6L GAS Naturally Aspirated (VIN 7)	
Water Pump	DP1328
1983 Charger	
L4 2.2L GAS Naturally Aspirated (VIN 8)	
Water Pump	DP1030
L4 2.2L GAS Naturally Aspirated (VIN C)	
Water Pump	DP1030
L4 2.2L GAS Naturally Aspirated (VIN F)	
Water Pump	DP1030
1983 Colt	
L4 1.4L GAS Naturally Aspirated (VIN 2)	
Water Pump	DP367 ⁹
L4 1.6L GAS Naturally Aspirated (VIN 3)	
Water Pump	DP1088 ⁹
1983 D & W Series Pickups	
L6 3.7L GAS Naturally Aspirated (VIN H)	
Water Pump	DP861
L6 3.7L GAS Naturally Aspirated (VIN M)	
Water Pump	DP861
1983 Diplomat	
L6 3.7L GAS Naturally Aspirated (VIN H)	
Water Pump	DP861

Dodge	
1983 Diplomat	
L6 3.7L GAS Naturally Aspirated (VIN J)	Water Pump DP861
L6 3.7L GAS Naturally Aspirated (VIN K)	Water Pump DP861
1983 Mirada	
L6 3.7L GAS Naturally Aspirated (VIN H)	Water Pump DP861
L6 3.7L GAS Naturally Aspirated (VIN K)	Water Pump DP861
1983 Omni	
L4 2.2L GAS Naturally Aspirated (VIN C)	Water Pump DP1030
1983 Power Ram 50	
L4 2.0L GAS Naturally Aspirated (VIN 5)	Water Pump DP648°
1983 Ram 50	
L4 2.0L GAS Naturally Aspirated (VIN 5)	Water Pump DP648°
1983 Rampage	
L4 2.2L GAS Naturally Aspirated (VIN C)	Water Pump DP1030
1983 Vans B Series	
L6 3.7L GAS Naturally Aspirated (VIN H)	Water Pump DP861
1982 400	
L4 2.2L GAS Naturally Aspirated (VIN B)	Water Pump DP1030
L4 2.6L GAS Naturally Aspirated (VIN D)	Water Pump DP1116
1982 Aries	
L4 2.2L GAS Naturally Aspirated (VIN B)	Water Pump DP1030
L4 2.6L GAS Naturally Aspirated (VIN D)	Water Pump DP1116
1982 Challenger	
L4 2.6L GAS Naturally Aspirated (VIN 7)	Water Pump DP1328
1982 Colt	
L4 1.4L GAS Naturally Aspirated (VIN 2)	Water Pump DP367°
L4 1.6L GAS Naturally Aspirated (VIN 3)	Water Pump DP1088
1982 D & W Series Pickups	
L6 3.7L GAS Naturally Aspirated (VIN E)	Water Pump DP861
L6 3.7L GAS Naturally Aspirated (VIN W)	Water Pump DP861
1982 D50	
L4 2.0L GAS Naturally Aspirated (VIN 5)	Water Pump DP1328
L4 2.6L GAS Naturally Aspirated (VIN 7)	Water Pump DP1328
1982 Diplomat	
L6 3.7L GAS Naturally Aspirated (VIN E)	Water Pump DP861
L6 3.7L GAS Naturally Aspirated (VIN F)	Water Pump DP861
1982 Mirada	
L6 3.7L GAS Naturally Aspirated (VIN E)	Water Pump DP861
1982 Omni	
L4 2.2L GAS Naturally Aspirated (VIN B)	Water Pump DP1030
1982 Rampage	
L4 2.2L GAS Naturally Aspirated (VIN B)	Water Pump DP1030

Dodge	
1982 Vans B Series	
L6 3.7L GAS Naturally Aspirated (VIN E)	Water Pump DP861
1981 Aries	
L4 2.2L GAS Naturally Aspirated (VIN B)	Water Pump DP1030
L4 2.6L GAS Naturally Aspirated (VIN D)	Water Pump DP1116
1981 Challenger	
L4 2.6L GAS Naturally Aspirated (VIN 7)	Water Pump DP1328
1981 Colt	
L4 1.4L GAS Naturally Aspirated (VIN 2)	Water Pump DP367°
L4 1.6L GAS Naturally Aspirated (VIN 3)	Water Pump DP1088
1981 D & W Series Pickups	
L6 3.7L GAS Naturally Aspirated (VIN E)	Water Pump DP861
1981 D50	
L4 2.0L GAS Naturally Aspirated (VIN 5)	Water Pump DP1328
L4 2.6L GAS Naturally Aspirated (VIN 7)	Water Pump DP1328
1981 Diplomat	
L6 3.7L GAS Naturally Aspirated (VIN E)	Water Pump DP861
L6 3.7L GAS Naturally Aspirated (VIN F)	Water Pump DP861
L6 3.7L GAS Naturally Aspirated (VIN G)	Water Pump DP861
1981 Mirada	
L6 3.7L GAS Naturally Aspirated (VIN E)	Water Pump DP861
L6 3.7L GAS Naturally Aspirated (VIN G)	Water Pump DP861
1981 Omni	
L4 2.2L GAS Naturally Aspirated (VIN B)	Water Pump DP1030°
1981 St. Regis	
L6 3.7L GAS Naturally Aspirated (VIN E)	Water Pump DP861
L6 3.7L GAS Naturally Aspirated (VIN F)	Water Pump DP861
L6 3.7L GAS Naturally Aspirated (VIN G)	Water Pump DP861
1981 Vans B Series	
L6 3.7L GAS Naturally Aspirated (VIN E)	Water Pump DP861
1980 Aspen	
L6 3.7L GAS Naturally Aspirated (VIN C)	Water Pump DP861
L6 3.7L GAS Naturally Aspirated (VIN D)	Water Pump DP861
1980 Challenger	
L4 2.6L GAS Naturally Aspirated (VIN F)	Water Pump DP1328
1980 Colt	
L4 2.6L GAS Naturally Aspirated (VIN F)	Water Pump DP1328
1980 D & W Series Pickups	
L6 3.7L GAS Naturally Aspirated (VIN N)	Water Pump DP861
1980 D50	
L4 2.0L GAS Naturally Aspirated (VIN U)	Water Pump DP1328
L4 2.6L GAS Naturally Aspirated (VIN W)	Water Pump DP1328

Dodge	
1980 Diplomat	
L6 3.7L GAS Naturally Aspirated (VIN C)	Water Pump DP861
L6 3.7L GAS Naturally Aspirated (VIN D)	Water Pump DP861
1980 Mirada	
L6 3.7L GAS Naturally Aspirated (VIN C)	Water Pump DP861
L6 3.7L GAS Naturally Aspirated (VIN D)	Water Pump DP861
1980 Ramcharger	
L6 3.7L GAS Naturally Aspirated (VIN N)	Water Pump DP861
1980 St. Regis	
L6 3.7L GAS Naturally Aspirated (VIN C)	Water Pump DP861
1980 Vans B Series	
L6 3.7L GAS Naturally Aspirated (VIN N)	Water Pump DP861
1979 Aspen	
L6 3.7L GAS Naturally Aspirated (VIN C)	Water Pump DP861
L6 3.7L GAS Naturally Aspirated (VIN D)	Water Pump DP861
1979 CB300	
L6 3.7L GAS Naturally Aspirated (VIN N)	Water Pump DP861
V8 7.2L GAS Naturally Aspirated (VIN D)	Water Pump DP839
1979 Challenger	
L4 2.6L GAS Naturally Aspirated (VIN F)	Water Pump DP1328
1979 Colt	
L4 2.6L GAS Naturally Aspirated (VIN F)	Water Pump DP1328
1979 D & W Series Pickups	
L6 3.7L GAS Naturally Aspirated (VIN B)	Water Pump DP861
L6 3.7L GAS Naturally Aspirated (VIN N)	Water Pump DP861
1979 D50	
L4 2.0L GAS Naturally Aspirated (VIN U)	Water Pump DP1328
L4 2.6L GAS Naturally Aspirated (VIN W)	Water Pump DP1328
1979 Diplomat	
L6 3.7L GAS Naturally Aspirated (VIN C)	Water Pump DP861
L6 3.7L GAS Naturally Aspirated (VIN D)	Water Pump DP861
1979 Ramcharger	
L6 3.7L GAS Naturally Aspirated (VIN N)	Water Pump DP861
1979 St. Regis	
L6 3.7L GAS Naturally Aspirated (VIN D)	Water Pump DP861
1979 Vans B Series	
L6 3.7L GAS Naturally Aspirated (VIN B)	Water Pump DP861
L6 3.7L GAS Naturally Aspirated (VIN N)	Water Pump DP861
1978 Aspen	
L6 3.7L GAS Naturally Aspirated (VIN C)	Water Pump DP861
L6 3.7L GAS Naturally Aspirated (VIN D)	Water Pump DP861
1978 CB300	
L6 3.7L GAS Naturally Aspirated (VIN B)	Water Pump DP861

Dodge	Dodge	Dodge
1978 CB300	1977 CB300	1976 Colt
V8 6.6L GAS Naturally Aspirated (VIN J)	V8 6.6L GAS Naturally Aspirated (VIN J)	L4 2.0L GAS Naturally Aspirated (VIN U)
Water Pump DP839	Water Pump DP839	Water Pump DP1328
V8 7.2L GAS Naturally Aspirated (VIN D)	V8 7.2L GAS Naturally Aspirated (VIN D)	1976 Coronet
Water Pump DP839	Water Pump DP839	L6 3.7L GAS Naturally Aspirated (VIN C)
1978 Challenger	1977 Charger	Water Pump DP861
L4 2.6L GAS Naturally Aspirated (VIN F)	V8 6.6L GAS Naturally Aspirated (VIN N)	V8 6.6L GAS Naturally Aspirated (VIN M)
Water Pump DP1328	Water Pump DP839	Water Pump DP839
1978 Charger	1977 Colt	V8 6.6L GAS Naturally Aspirated (VIN N)
V8 6.6L GAS Naturally Aspirated (VIN N)	L4 2.0L GAS Naturally Aspirated (VIN U)	Water Pump DP839
Water Pump DP839	Water Pump DP1328	V8 6.6L GAS Naturally Aspirated (VIN P)
V8 6.6L GAS Naturally Aspirated (VIN P)	1977 D & W Series Pickups	Water Pump DP839
Water Pump DP839	L6 3.7L GAS Naturally Aspirated (VIN B)	V8 7.2L GAS Naturally Aspirated (VIN U)
1978 Colt	Water Pump DP861	Water Pump DP839
L4 2.6L GAS Naturally Aspirated (VIN F)	L6 3.7L GAS Naturally Aspirated (VIN C)	1976 D & W Series Pickups
Water Pump DP1328	Water Pump DP861	L6 3.7L GAS Naturally Aspirated (VIN B)
1978 D & W Series Pickups	V8 6.6L GAS Naturally Aspirated (VIN J)	Water Pump DP861
L6 3.7L GAS Naturally Aspirated (VIN B)	Water Pump DP839	V8 6.6L GAS Naturally Aspirated (VIN J)
Water Pump DP861	V8 7.2L GAS Naturally Aspirated (VIN D)	Water Pump DP839
L6 3.7L GAS Naturally Aspirated (VIN E)	Water Pump DP839	V8 7.2L GAS Naturally Aspirated (VIN D)
Water Pump DP861	1977 Monaco	Water Pump DP839
V8 6.6L GAS Naturally Aspirated (VIN J)	L6 3.7L GAS Naturally Aspirated (VIN C)	1976 Dart
Water Pump DP839	Water Pump DP861	L6 3.7L GAS Naturally Aspirated (VIN C)
V8 7.2L GAS Naturally Aspirated (VIN D)	L6 3.7L GAS Naturally Aspirated (VIN D)	Water Pump DP861
Water Pump DP839	Water Pump DP861	1976 Monaco
1978 Diplomat	V8 6.6L GAS Naturally Aspirated (VIN N)	V8 6.6L GAS Naturally Aspirated (VIN M)
L6 3.7L GAS Naturally Aspirated (VIN C)	Water Pump DP839	Water Pump DP839
Water Pump DP861	V8 6.6L GAS Naturally Aspirated (VIN P)	V8 6.6L GAS Naturally Aspirated (VIN N)
L6 3.7L GAS Naturally Aspirated (VIN D)	Water Pump DP839	Water Pump DP839
Water Pump DP861	V8 7.2L GAS Naturally Aspirated (VIN U)	V8 6.6L GAS Naturally Aspirated (VIN P)
1978 Magnum	Water Pump DP839	Water Pump DP839
V8 6.6L GAS Naturally Aspirated (VIN N)	1977 Ramcharger	V8 7.2L GAS Naturally Aspirated (VIN T)
Water Pump DP839	L6 3.7L GAS Naturally Aspirated (VIN B)	Water Pump DP839
V8 6.6L GAS Naturally Aspirated (VIN P)	Water Pump DP861	V8 7.2L GAS Naturally Aspirated (VIN U)
Water Pump DP839	V8 6.6L GAS Naturally Aspirated (VIN J)	Water Pump DP839
1978 Monaco	Water Pump DP839	1976 Ramcharger
L6 3.7L GAS Naturally Aspirated (VIN C)	V8 7.2L GAS Naturally Aspirated (VIN D)	L6 3.7L GAS Naturally Aspirated (VIN B)
Water Pump DP861	Water Pump DP839	Water Pump DP861
L6 3.7L GAS Naturally Aspirated (VIN D)	1977 Royal Monaco	V8 7.2L GAS Naturally Aspirated (VIN D)
Water Pump DP861	V8 6.6L GAS Naturally Aspirated (VIN N)	Water Pump DP839
V8 6.6L GAS Naturally Aspirated (VIN N)	Water Pump DP839	1976 Royal Monaco
Water Pump DP839	V8 6.6L GAS Naturally Aspirated (VIN P)	V8 6.6L GAS Naturally Aspirated (VIN M)
V8 6.6L GAS Naturally Aspirated (VIN P)	Water Pump DP839	Water Pump DP839
Water Pump DP839	V8 7.2L GAS Naturally Aspirated (VIN T)	V8 6.6L GAS Naturally Aspirated (VIN N)
V8 7.2L GAS Naturally Aspirated (VIN U)	Water Pump DP839	Water Pump DP839
Water Pump DP839	V8 7.2L GAS Naturally Aspirated (VIN U)	V8 7.2L GAS Naturally Aspirated (VIN T)
1978 Ramcharger	Water Pump DP839	Water Pump DP839
L6 3.7L GAS Naturally Aspirated (VIN B)	1977 Vans B Series	V8 7.2L GAS Naturally Aspirated (VIN U)
Water Pump DP861	L6 3.7L GAS Naturally Aspirated (VIN B)	Water Pump DP839
V8 6.6L GAS Naturally Aspirated (VIN J)	Water Pump DP861	1976 Vans B Series
Water Pump DP839	V8 6.6L GAS Naturally Aspirated (VIN J)	L6 3.7L GAS Naturally Aspirated (VIN B)
V8 7.2L GAS Naturally Aspirated (VIN D)	Water Pump DP839	Water Pump DP861
Water Pump DP839	V8 7.2L GAS Naturally Aspirated (VIN D)	V8 6.6L GAS Naturally Aspirated (VIN J)
1978 Vans B Series	Water Pump DP839	Water Pump DP839
L6 3.7L GAS Naturally Aspirated (VIN B)	1976 Aspen	V8 7.2L GAS Naturally Aspirated (VIN D)
Water Pump DP861	L6 3.7L GAS Naturally Aspirated (VIN C)	Water Pump DP839
V8 6.6L GAS Naturally Aspirated (VIN J)	Water Pump DP861	1975 CB300
Water Pump DP839	1976 CB300	L6 3.7L GAS Naturally Aspirated (VIN B)
V8 7.2L GAS Naturally Aspirated (VIN D)	V8 6.6L GAS Naturally Aspirated (VIN J)	Water Pump DP861
Water Pump DP839	Water Pump DP839	1975 Charger
1977 Aspen	1976 Charger	V8 6.6L GAS Naturally Aspirated (VIN M)
L6 3.7L GAS Naturally Aspirated (VIN C)	L6 3.7L GAS Naturally Aspirated (VIN C)	Water Pump DP839
Water Pump DP861	Water Pump DP861	V8 6.6L GAS Naturally Aspirated (VIN N)
L6 3.7L GAS Naturally Aspirated (VIN D)	V8 6.6L GAS Naturally Aspirated (VIN M)	Water Pump DP839
Water Pump DP861	Water Pump DP839	V8 6.6L GAS Naturally Aspirated (VIN P)
1977 CB300	V8 6.6L GAS Naturally Aspirated (VIN N)	Water Pump DP839
L6 3.7L GAS Naturally Aspirated (VIN B)	Water Pump DP839	1975 Coronet
Water Pump DP861	V8 6.6L GAS Naturally Aspirated (VIN P)	L6 3.7L GAS Naturally Aspirated (VIN C)
	Water Pump DP839	Water Pump DP861

Dodge	
1975 Coronet	
V8 6.6L GAS Naturally Aspirated (VIN M)	
Water Pump	DP839
V8 6.6L GAS Naturally Aspirated (VIN N)	
Water Pump	DP839
V8 6.6L GAS Naturally Aspirated (VIN P)	
Water Pump	DP839
V8 7.2L GAS Naturally Aspirated (VIN U)	
Water Pump	DP839
1975 D & W Series Pickups	
L6 3.7L GAS Naturally Aspirated (VIN B)	
Water Pump	DP861
V8 6.6L GAS Naturally Aspirated (VIN J)	
Water Pump	DP839
V8 7.2L GAS Naturally Aspirated (VIN D)	
Water Pump	DP839
1975 Dart	
L6 3.7L GAS Naturally Aspirated (VIN C)	
Water Pump	DP861
1975 Monaco	
V8 6.6L GAS Naturally Aspirated (VIN M)	
Water Pump	DP839
V8 6.6L GAS Naturally Aspirated (VIN N)	
Water Pump	DP839
V8 6.6L GAS Naturally Aspirated (VIN P)	
Water Pump	DP839
V8 7.2L GAS Naturally Aspirated (VIN T)	
Water Pump	DP839
V8 7.2L GAS Naturally Aspirated (VIN U)	
Water Pump	DP839
1975 Ramcharger	
L6 3.7L GAS Naturally Aspirated (VIN B)	
Water Pump	DP861
V8 7.2L GAS Naturally Aspirated (VIN D)	
Water Pump	DP839
1975 Royal Monaco	
V8 6.6L GAS Naturally Aspirated (VIN M)	
Water Pump	DP839
V8 6.6L GAS Naturally Aspirated (VIN N)	
Water Pump	DP839
V8 7.2L GAS Naturally Aspirated (VIN T)	
Water Pump	DP839
V8 7.2L GAS Naturally Aspirated (VIN U)	
Water Pump	DP839
1975 Vans B Series	
L6 3.7L GAS Naturally Aspirated (VIN B)	
Water Pump	DP861
V8 7.2L GAS Naturally Aspirated (VIN D)	
Water Pump	DP839
1974 CB300	
L6 3.7L GAS Naturally Aspirated (VIN B)	
Water Pump	DP861
1974 Challenger	
V8 6.6L GAS Naturally Aspirated (VIN M)	
Water Pump	DP839
V8 6.6L GAS Naturally Aspirated (VIN N)	
Water Pump	DP839
V8 6.6L GAS Naturally Aspirated (VIN P)	
Water Pump	DP839
1974 Charger	
L6 3.7L GAS Naturally Aspirated (VIN C)	
Water Pump	DP861
V8 6.6L GAS Naturally Aspirated (VIN M)	
Water Pump	DP839
V8 6.6L GAS Naturally Aspirated (VIN N)	
Water Pump	DP839
V8 6.6L GAS Naturally Aspirated (VIN P)	
Water Pump	DP839
V8 6.6L GAS Naturally Aspirated (VIN U)	
Water Pump	DP839

Dodge	
1974 Charger	
V8 7.2L GAS Naturally Aspirated (VIN T)	
Water Pump	DP839
V8 7.2L GAS Naturally Aspirated (VIN U)	
Water Pump	DP839
1974 Coronet	
L6 3.7L GAS Naturally Aspirated (VIN C)	
Water Pump	DP861
V8 6.6L GAS Naturally Aspirated (VIN M)	
Water Pump	DP839
V8 6.6L GAS Naturally Aspirated (VIN N)	
Water Pump	DP839
V8 6.6L GAS Naturally Aspirated (VIN P)	
Water Pump	DP839
V8 7.2L GAS Naturally Aspirated (VIN T)	
Water Pump	DP839
V8 7.2L GAS Naturally Aspirated (VIN U)	
Water Pump	DP839
1974 D & W Series Pickups	
L6 3.7L GAS Naturally Aspirated (VIN B)	
Water Pump	DP861
L6 3.7L GAS Naturally Aspirated (VIN C)	
Water Pump	DP861
V8 6.6L GAS Naturally Aspirated (VIN J)	
Water Pump	DP839
V8 7.2L GAS Naturally Aspirated (VIN A)	
Water Pump	DP839
V8 7.2L GAS Naturally Aspirated (VIN D)	
Water Pump	DP839
1974 Dart	
L6 3.2L GAS Naturally Aspirated (VIN B)	
Water Pump	DP861
L6 3.7L GAS Naturally Aspirated (VIN C)	
Water Pump	DP861
1974 M300	
V8 7.2L GAS Naturally Aspirated (VIN A)	
Water Pump	DP839
V8 7.2L GAS Naturally Aspirated (VIN D)	
Water Pump	DP839
1974 M350	
V8 7.2L GAS Naturally Aspirated (VIN A)	
Water Pump	DP839
1974 Monaco	
V8 6.6L GAS Naturally Aspirated (VIN M)	
Water Pump	DP839
V8 6.6L GAS Naturally Aspirated (VIN N)	
Water Pump	DP839
V8 6.6L GAS Naturally Aspirated (VIN P)	
Water Pump	DP839
V8 7.2L GAS Naturally Aspirated (VIN T)	
Water Pump	DP839
V8 7.2L GAS Naturally Aspirated (VIN U)	
Water Pump	DP839
1974 Ramcharger	
L6 3.7L GAS Naturally Aspirated (VIN B)	
Water Pump	DP861
L6 3.7L GAS Naturally Aspirated (VIN X)	
Water Pump	DP861
V8 7.2L GAS Naturally Aspirated (VIN A)	
Water Pump	DP839
V8 7.2L GAS Naturally Aspirated (VIN D)	
Water Pump	DP839
1974 Vans B Series	
L6 3.7L GAS Naturally Aspirated (VIN B)	
Water Pump	DP861
L6 3.7L GAS Naturally Aspirated (VIN C)	
Water Pump	DP861

Dodge	
1974 Vans B Series	
V8 6.6L GAS Naturally Aspirated (VIN J)	
Water Pump	DP839
V8 7.2L GAS Naturally Aspirated (VIN D)	
Water Pump	DP839
1974 Vans P Series	
L6 3.7L GAS Naturally Aspirated (VIN B)	
Water Pump	DP861
1973 CB300	
L6 3.7L GAS Naturally Aspirated (VIN B)	
Water Pump	DP861
1973 Challenger	
V8 6.6L GAS Naturally Aspirated (VIN M)	
Water Pump	DP839
V8 6.6L GAS Naturally Aspirated (VIN P)	
Water Pump	DP839
1973 Charger	
L6 3.7L GAS Naturally Aspirated (VIN C)	
Water Pump	DP861
V8 6.6L GAS Naturally Aspirated (VIN M)	
Water Pump	DP839
V8 6.6L GAS Naturally Aspirated (VIN P)	
Water Pump	DP839
V8 7.2L GAS Naturally Aspirated (VIN T)	
Water Pump	DP839
V8 7.2L GAS Naturally Aspirated (VIN U)	
Water Pump	DP839
1973 Coronet	
L6 3.7L GAS Naturally Aspirated (VIN C)	
Water Pump	DP861
V8 6.6L GAS Naturally Aspirated (VIN M)	
Water Pump	DP839
V8 6.6L GAS Naturally Aspirated (VIN P)	
Water Pump	DP839
V8 7.2L GAS Naturally Aspirated (VIN T)	
Water Pump	DP839
V8 7.2L GAS Naturally Aspirated (VIN U)	
Water Pump	DP839
1973 D & W Series Pickups	
L6 3.2L GAS Naturally Aspirated (VIN A)	
Water Pump	DP861
L6 3.7L GAS Naturally Aspirated (VIN B)	
Water Pump	DP861
L6 3.7L GAS Naturally Aspirated (VIN X)	
Water Pump	DP861
V8 6.6L GAS Naturally Aspirated (VIN J)	
Water Pump	DP839
V8 7.2L GAS Naturally Aspirated (VIN A)	
Water Pump	DP839
V8 7.2L GAS Naturally Aspirated (VIN D)	
Water Pump	DP839
1973 Dart	
L6 3.2L GAS Naturally Aspirated (VIN B)	
Water Pump	DP861
L6 3.7L GAS Naturally Aspirated (VIN C)	
Water Pump	DP861
1973 Monaco	
V8 6.6L GAS Naturally Aspirated (VIN M)	
Water Pump	DP839
V8 6.6L GAS Naturally Aspirated (VIN P)	
Water Pump	DP839
V8 7.2L GAS Naturally Aspirated (VIN T)	
Water Pump	DP839
V8 7.2L GAS Naturally Aspirated (VIN U)	
Water Pump	DP839
1973 Polara	
L6 3.7L GAS Naturally Aspirated (VIN C)	
Water Pump	DP861

Dodge		Dodge		Dodge	
1973 Polara		1972 D & W Series Pickups		1971 Charger	
V8 6.6L GAS Naturally Aspirated (VIN M)	Water Pump DP839	V8 7.2L GAS Naturally Aspirated (VIN D)	Water Pump DP839	V8 6.3L GAS Naturally Aspirated (VIN L)	Water Pump DP839
V8 6.6L GAS Naturally Aspirated (VIN P)	Water Pump DP839	1972 Dart		V8 6.3L GAS Naturally Aspirated (VIN N)	Water Pump DP839
V8 7.2L GAS Naturally Aspirated (VIN T)	Water Pump DP839	L6 3.2L GAS Naturally Aspirated (VIN B)	Water Pump DP861	V8 7.0L GAS Naturally Aspirated (VIN R)	Water Pump DP839
V8 7.2L GAS Naturally Aspirated (VIN U)	Water Pump DP839	L6 3.7L GAS Naturally Aspirated (VIN C)	Water Pump DP861	V8 7.2L GAS Naturally Aspirated (VIN T)	Water Pump DP839
1973 Vans B Series		L6 3.7L GAS Naturally Aspirated (VIN E)	Water Pump DP861	V8 7.2L GAS Naturally Aspirated (VIN U)	Water Pump DP839
L6 3.2L GAS Naturally Aspirated (VIN A)	Water Pump DP861	1972 Monaco		V8 7.2L GAS Naturally Aspirated (VIN V)	Water Pump DP839
L6 3.7L GAS Naturally Aspirated (VIN B)	Water Pump DP861	V8 6.6L GAS Naturally Aspirated (VIN M)	Water Pump DP839	1971 Coronet	
V8 6.6L GAS Naturally Aspirated (VIN J)	Water Pump DP839	V8 6.6L GAS Naturally Aspirated (VIN P)	Water Pump DP839	L6 3.7L GAS Naturally Aspirated (VIN C)	Water Pump DP861
1973 Vans P Series		V8 7.2L GAS Naturally Aspirated (VIN T)	Water Pump DP839	L6 3.7L GAS Naturally Aspirated (VIN E)	Water Pump DP861
L6 3.7L GAS Naturally Aspirated (VIN B)	Water Pump DP861	V8 7.2L GAS Naturally Aspirated (VIN U)	Water Pump DP839	V8 6.3L GAS Naturally Aspirated (VIN L)	Water Pump DP839
1972 Challenger		1972 P200		V8 6.3L GAS Naturally Aspirated (VIN N)	Water Pump DP839
L6 3.7L GAS Naturally Aspirated (VIN C)	Water Pump DP861	L6 3.7L GAS Naturally Aspirated (VIN B)	Water Pump DP861	V8 7.0L GAS Naturally Aspirated (VIN R)	Water Pump DP839
V8 6.6L GAS Naturally Aspirated (VIN M)	Water Pump DP839	1972 P300		V8 7.2L GAS Naturally Aspirated (VIN T)	Water Pump DP839
V8 6.6L GAS Naturally Aspirated (VIN P)	Water Pump DP839	L6 3.7L GAS Naturally Aspirated (VIN B)	Water Pump DP861	V8 7.2L GAS Naturally Aspirated (VIN U)	Water Pump DP839
V8 7.2L GAS Naturally Aspirated (VIN V)	Water Pump DP839	L6 3.7L GAS Naturally Aspirated (VIN X)	Water Pump DP861	V8 7.2L GAS Naturally Aspirated (VIN V)	Water Pump DP839
1972 Charger		1972 Polara		1971 D & W Series Pickups	
L6 3.7L GAS Naturally Aspirated (VIN C)	Water Pump DP861	L6 3.7L GAS Naturally Aspirated (VIN C)	Water Pump DP861	L6 3.2L GAS Naturally Aspirated (VIN A)	Water Pump DP861
L6 3.7L GAS Naturally Aspirated (VIN E)	Water Pump DP861	V8 6.6L GAS Naturally Aspirated (VIN M)	Water Pump DP839	L6 3.7L GAS Naturally Aspirated (VIN B)	Water Pump DP861
V8 6.6L GAS Naturally Aspirated (VIN M)	Water Pump DP839	V8 6.6L GAS Naturally Aspirated (VIN P)	Water Pump DP839	L6 3.7L GAS Naturally Aspirated (VIN X)	Water Pump DP861
V8 6.6L GAS Naturally Aspirated (VIN P)	Water Pump DP839	V8 7.2L GAS Naturally Aspirated (VIN T)	Water Pump DP839	V8 6.3L GAS Naturally Aspirated	Water Pump DP839
V8 7.2L GAS Naturally Aspirated (VIN T)	Water Pump DP839	V8 7.2L GAS Naturally Aspirated (VIN U)	Water Pump DP839	V8 6.3L GAS Naturally Aspirated (VIN J)	Water Pump DP839
V8 7.2L GAS Naturally Aspirated (VIN U)	Water Pump DP839	1972 Vans B Series		V8 6.6L GAS Naturally Aspirated (VIN J)	Water Pump DP839
V8 7.2L GAS Naturally Aspirated (VIN V)	Water Pump DP839	L6 3.2L GAS Naturally Aspirated (VIN A)	Water Pump DP861	1971 Dart	
1972 Coronet		L6 3.7L GAS Naturally Aspirated (VIN B)	Water Pump DP861	L6 2.8L GAS Naturally Aspirated (VIN A)	Water Pump DP861
L6 3.7L GAS Naturally Aspirated (VIN C)	Water Pump DP861	V8 6.6L GAS Naturally Aspirated (VIN J)	Water Pump DP839	L6 3.2L GAS Naturally Aspirated (VIN B)	Water Pump DP861
L6 3.7L GAS Naturally Aspirated (VIN E)	Water Pump DP861	1971 Challenger		L6 3.7L GAS Naturally Aspirated (VIN C)	Water Pump DP861
V8 6.6L GAS Naturally Aspirated (VIN M)	Water Pump DP839	L6 3.2L GAS Naturally Aspirated (VIN B)	Water Pump DP861	L6 3.7L GAS Naturally Aspirated (VIN E)	Water Pump DP861
V8 6.6L GAS Naturally Aspirated (VIN P)	Water Pump DP839	L6 3.7L GAS Naturally Aspirated (VIN C)	Water Pump DP861	1971 Monaco	
V8 7.2L GAS Naturally Aspirated (VIN T)	Water Pump DP839	V8 6.3L GAS Naturally Aspirated (VIN L)	Water Pump DP839	V8 6.3L GAS Naturally Aspirated (VIN L)	Water Pump DP839
V8 7.2L GAS Naturally Aspirated (VIN U)	Water Pump DP839	V8 6.3L GAS Naturally Aspirated (VIN N)	Water Pump DP839	V8 6.3L GAS Naturally Aspirated (VIN N)	Water Pump DP839
V8 7.2L GAS Naturally Aspirated (VIN V)	Water Pump DP839	V8 7.0L GAS Naturally Aspirated (VIN R)	Water Pump DP839	V8 7.2L GAS Naturally Aspirated (VIN T)	Water Pump DP839
1972 D & W Series Pickups		V8 7.2L GAS Naturally Aspirated (VIN T)	Water Pump DP839	V8 7.2L GAS Naturally Aspirated (VIN U)	Water Pump DP839
L6 3.7L GAS Naturally Aspirated (VIN B)	Water Pump DP861	V8 7.2L GAS Naturally Aspirated (VIN U)	Water Pump DP839	1971 P200	
L6 3.7L GAS Naturally Aspirated (VIN X)	Water Pump DP861	V8 7.2L GAS Naturally Aspirated (VIN V)	Water Pump DP839	L6 3.7L GAS Naturally Aspirated (VIN B)	Water Pump DP861
V8 6.6L GAS Naturally Aspirated (VIN J)	Water Pump DP839	1971 Charger		1971 P300	
V8 7.2L GAS Naturally Aspirated (VIN A)	Water Pump DP839	L6 3.7L GAS Naturally Aspirated (VIN C)	Water Pump DP861	L6 3.7L GAS Naturally Aspirated (VIN B)	Water Pump DP861
		L6 3.7L GAS Naturally Aspirated (VIN E)	Water Pump DP861		

Dodge		Dodge		Dodge	
1971 Polara		1970 Charger		1970 Polara	
L6 3.7L GAS Naturally Aspirated (VIN C)		V8 7.0L GAS Naturally Aspirated (VIN R)		V8 6.3L GAS Naturally Aspirated (VIN L)	
Water Pump	DP861	Water Pump	DP839	Water Pump	DP839
L6 3.7L GAS Naturally Aspirated (VIN E)		V8 7.2L GAS Naturally Aspirated (VIN T)		V8 6.3L GAS Naturally Aspirated (VIN N)	
Water Pump	DP861	Water Pump	DP839	Water Pump	DP839
V8 6.3L GAS Naturally Aspirated (VIN L)		V8 7.2L GAS Naturally Aspirated (VIN U)		V8 7.2L GAS Naturally Aspirated (VIN T)	
Water Pump	DP839	Water Pump	DP839	Water Pump	DP839
V8 6.3L GAS Naturally Aspirated (VIN N)		V8 7.2L GAS Naturally Aspirated (VIN V)		V8 7.2L GAS Naturally Aspirated (VIN U)	
Water Pump	DP839	Water Pump	DP839	Water Pump	DP839
V8 7.2L GAS Naturally Aspirated (VIN T)		1970 Coronet		1969 A100 Truck	
Water Pump	DP839	L6 3.7L GAS Naturally Aspirated (VIN C)		L6 2.8L GAS Naturally Aspirated (VIN 6)	
V8 7.2L GAS Naturally Aspirated (VIN U)		Water Pump	DP861	Water Pump	DP861
Water Pump	DP839	L6 3.7L GAS Naturally Aspirated (VIN E)		L6 3.7L GAS Naturally Aspirated (VIN 6)	
1971 Vans B Series		Water Pump	DP861	Water Pump	DP861
L6 3.2L GAS Naturally Aspirated (VIN A)		V8 6.3L GAS Naturally Aspirated (VIN L)		V8 5.2L GAS Naturally Aspirated (VIN 8)	
Water Pump	DP861	Water Pump	DP839	Water Pump	DP1043
L6 3.7L GAS Naturally Aspirated (VIN B)		V8 6.3L GAS Naturally Aspirated (VIN N)		1969 A108 Van	
Water Pump	DP861	Water Pump	DP839	L6 2.8L GAS Naturally Aspirated	
L6 3.7L GAS Naturally Aspirated (VIN C)		V8 7.0L GAS Naturally Aspirated (VIN R)		Water Pump	DP861
Water Pump	DP861	Water Pump	DP839	L6 3.7L GAS Naturally Aspirated	
L6 3.7L GAS Naturally Aspirated (VIN X)		V8 7.2L GAS Naturally Aspirated (VIN T)		Water Pump	DP861
Water Pump	DP861	Water Pump	DP839	1969 Charger	
V8 6.6L GAS Naturally Aspirated (VIN J)		V8 7.2L GAS Naturally Aspirated (VIN U)		L6 3.7L GAS Naturally Aspirated (VIN B)	
Water Pump	DP839	Water Pump	DP839	Water Pump	DP861
1970 A100		V8 7.2L GAS Naturally Aspirated (VIN V)		L6 3.7L GAS Naturally Aspirated (VIN C)	
V8 5.2L GAS Naturally Aspirated (VIN E)		Water Pump	DP839	Water Pump	DP861
Water Pump	DP1043	1970 D & W Series Pickups		V8 5.2L GAS Naturally Aspirated (VIN F)	
1970 A100 Truck		L6 3.2L GAS Naturally Aspirated (VIN A)		Water Pump	DP1043
L6 3.2L GAS Naturally Aspirated (VIN A)		Water Pump	DP861	V8 6.3L GAS Naturally Aspirated (VIN G)	
Water Pump	DP861	L6 3.7L GAS Naturally Aspirated (VIN 6)		Water Pump	DP839
L6 3.7L GAS Naturally Aspirated (VIN B)		Water Pump	DP861	V8 6.3L GAS Naturally Aspirated (VIN H)	
Water Pump	DP861	L6 3.7L GAS Naturally Aspirated (VIN B)		Water Pump	DP839
V8 5.2L GAS Naturally Aspirated (VIN E)		Water Pump	DP861	V8 7.0L GAS Naturally Aspirated (VIN J)	
Water Pump	DP1043	L6 3.7L GAS Naturally Aspirated (VIN C)		Water Pump	DP839
1970 A108 Van		Water Pump	DP861	V8 7.0L GAS Naturally Aspirated (VIN R)	
L6 3.2L GAS Naturally Aspirated		L6 3.7L GAS Naturally Aspirated (VIN X)		Water Pump	DP839
Water Pump	DP861	Water Pump	DP861	V8 7.2L GAS Naturally Aspirated (VIN K)	
L6 3.7L GAS Naturally Aspirated (VIN C)		V8 6.3L GAS Naturally Aspirated (VIN 8)		Water Pump	DP839
Water Pump	DP861	Water Pump	DP839	V8 7.2L GAS Naturally Aspirated (VIN L)	
1970 Challenger		V8 6.3L GAS Naturally Aspirated (VIN J)		Water Pump	DP839
L6 3.2L GAS Naturally Aspirated (VIN B)		Water Pump	DP839	V8 7.2L GAS Naturally Aspirated (VIN U)	
Water Pump	DP861	1970 Dart		Water Pump	DP839
L6 3.7L GAS Naturally Aspirated (VIN C)		L6 2.8L GAS Naturally Aspirated (VIN A)		1969 Coronet	
Water Pump	DP861	Water Pump	DP861	L6 3.7L GAS Naturally Aspirated (VIN B)	
L6 3.7L GAS Naturally Aspirated (VIN E)		L6 3.2L GAS Naturally Aspirated (VIN B)		Water Pump	DP861
Water Pump	DP861	Water Pump	DP861	V8 5.2L GAS Naturally Aspirated (VIN F)	
V8 6.3L GAS Naturally Aspirated (VIN L)		L6 3.7L GAS Naturally Aspirated (VIN C)		Water Pump	DP1043
Water Pump	DP839	Water Pump	DP861	V8 6.3L GAS Naturally Aspirated (VIN G)	
V8 6.3L GAS Naturally Aspirated (VIN N)		1970 Monaco		Water Pump	DP839
Water Pump	DP839	V8 6.3L GAS Naturally Aspirated (VIN L)		V8 6.3L GAS Naturally Aspirated (VIN H)	
V8 7.0L GAS Naturally Aspirated (VIN J)		Water Pump	DP839	Water Pump	DP839
Water Pump	DP839	V8 6.3L GAS Naturally Aspirated (VIN N)		V8 7.0L GAS Naturally Aspirated (VIN J)	
V8 7.0L GAS Naturally Aspirated (VIN R)		Water Pump	DP839	Water Pump	DP839
Water Pump	DP839	V8 7.2L GAS Naturally Aspirated (VIN T)		V8 7.2L GAS Naturally Aspirated (VIN L)	
V8 7.2L GAS Naturally Aspirated (VIN T)		Water Pump	DP839	Water Pump	DP839
Water Pump	DP839	V8 7.2L GAS Naturally Aspirated (VIN U)		V8 7.2L GAS Naturally Aspirated (VIN M)	
V8 7.2L GAS Naturally Aspirated (VIN U)		Water Pump	DP839	Water Pump	DP839
Water Pump	DP839	1970 P200		1969 D & W Series Pickups	
V8 7.2L GAS Naturally Aspirated (VIN V)		L6 3.7L GAS Naturally Aspirated (VIN 6)		L6 3.7L GAS Naturally Aspirated (VIN 6)	
Water Pump	DP839	Water Pump	DP861	Water Pump	DP861
1970 Charger		1970 P300		L6 3.7L GAS Naturally Aspirated (VIN B)	
L6 3.7L GAS Naturally Aspirated (VIN C)		L6 3.7L GAS Naturally Aspirated (VIN 6)		Water Pump	DP861
Water Pump	DP861	1970 Polara		V8 5.2L GAS Naturally Aspirated (VIN 8)	
V8 6.3L GAS Naturally Aspirated (VIN L)		L6 3.7L GAS Naturally Aspirated (VIN C)		Water Pump	DP1043
Water Pump	DP839	Water Pump	DP861	V8 5.2L GAS Naturally Aspirated (VIN E)	
V8 6.3L GAS Naturally Aspirated (VIN N)		L6 3.7L GAS Naturally Aspirated (VIN E)		Water Pump	DP1043
Water Pump	DP839	Water Pump	DP861	V8 6.3L GAS Naturally Aspirated (VIN 8)	
				Water Pump	DP839

Dodge	
1967 Coronet	
V8 6.3L GAS Naturally Aspirated (VIN H)	
Water Pump	DP839
V8 7.0L GAS Naturally Aspirated	
Water Pump	DP839
V8 7.0L GAS Naturally Aspirated (VIN J)	
Water Pump	DP839
V8 7.2L GAS Naturally Aspirated	
Water Pump	DP839
V8 7.2L GAS Naturally Aspirated (VIN L)	
Water Pump	DP839
1967 D & W Series Pickups	
L6 3.7L GAS Naturally Aspirated (VIN B)	
Water Pump	DP861
V8 5.2L GAS Naturally Aspirated (VIN E)	
Water Pump	DP1043
V8 6.3L GAS Naturally Aspirated	
Water Pump	DP839
V8 6.3L GAS Naturally Aspirated (VIN J)	
Water Pump	DP839
1967 Dart	
L6 2.8L GAS Naturally Aspirated	
Water Pump	DP861
L6 2.8L GAS Naturally Aspirated (VIN A)	
Water Pump	DP861
L6 3.7L GAS Naturally Aspirated	
Water Pump	DP861
L6 3.7L GAS Naturally Aspirated (VIN B)	
Water Pump	DP861
V8 4.5L GAS Naturally Aspirated	
Water Pump	DP1043
V8 4.5L GAS Naturally Aspirated (VIN D)	
Water Pump	DP1043
V8 6.3L GAS Naturally Aspirated	
Water Pump	DP839
V8 6.3L GAS Naturally Aspirated (VIN G)	
Water Pump	DP839
V8 6.3L GAS Naturally Aspirated (VIN H)	
Water Pump	DP839
1967 Monaco	
V8 6.3L GAS Naturally Aspirated (VIN G)	
Water Pump	DP839
V8 6.3L GAS Naturally Aspirated (VIN H)	
Water Pump	DP839
V8 7.2L GAS Naturally Aspirated	
Water Pump	DP839
V8 7.2L GAS Naturally Aspirated (VIN K)	
Water Pump	DP839
V8 7.2L GAS Naturally Aspirated (VIN L)	
Water Pump	DP839
1967 P200	
L6 3.7L GAS Naturally Aspirated	
Water Pump	DP861
1967 P300	
L6 3.7L GAS Naturally Aspirated	
Water Pump	DP861
1967 Polara	
L6 3.7L GAS Naturally Aspirated (VIN B)	
Water Pump	DP861
V8 5.2L GAS Naturally Aspirated (VIN F)	
Water Pump	DP1043
V8 6.3L GAS Naturally Aspirated (VIN G)	
Water Pump	DP839
V8 6.3L GAS Naturally Aspirated (VIN H)	
Water Pump	DP839
V8 7.2L GAS Naturally Aspirated (VIN K)	
Water Pump	DP839

Dodge	
1967 Polara	
V8 7.2L GAS Naturally Aspirated (VIN L)	
Water Pump	DP839
1967 Vans P Series	
L6 3.7L GAS Naturally Aspirated (VIN B)	
Water Pump	DP861
1966 A100	
L6 2.8L GAS Naturally Aspirated (VIN A)	
Water Pump	DP861
L6 3.7L GAS Naturally Aspirated (VIN B)	
Water Pump	DP861
V8 4.5L GAS Naturally Aspirated (VIN D)	
Water Pump	DP1043
1966 A100 Truck	
L6 2.8L GAS Naturally Aspirated	
Water Pump	DP861
L6 3.7L GAS Naturally Aspirated	
Water Pump	DP861
V8 4.5L GAS Naturally Aspirated	
Water Pump	DP1043
1966 Charger	
V8 5.2L GAS Naturally Aspirated (VIN E)	
Water Pump	DP1043
V8 5.9L GAS Naturally Aspirated (VIN F)	
Water Pump	DP839
V8 6.3L GAS Naturally Aspirated (VIN G)	
Water Pump	DP839
V8 7.0L GAS Naturally Aspirated (VIN H)	
Water Pump	DP839
1966 Coronet	
L6 3.7L GAS Naturally Aspirated	
Water Pump	DP861
L6 3.7L GAS Naturally Aspirated (VIN B)	
Water Pump	DP861
V8 4.5L GAS Naturally Aspirated	
Water Pump	DP1043
V8 4.5L GAS Naturally Aspirated (VIN D)	
Water Pump	DP1043
V8 5.2L GAS Naturally Aspirated	
Water Pump	DP1043
V8 5.2L GAS Naturally Aspirated (VIN E)	
Water Pump	DP1043
V8 5.9L GAS Naturally Aspirated	
Water Pump	DP839
V8 5.9L GAS Naturally Aspirated (VIN F)	
Water Pump	DP839
V8 6.3L GAS Naturally Aspirated	
Water Pump	DP839
V8 6.3L GAS Naturally Aspirated (VIN G)	
Water Pump	DP839
V8 7.0L GAS Naturally Aspirated	
Water Pump	DP839
V8 7.0L GAS Naturally Aspirated (VIN H)	
Water Pump	DP839
V8 7.2L GAS Naturally Aspirated	
Water Pump	DP839
1966 D & W Series Pickups	
L6 2.8L GAS Naturally Aspirated (VIN A)	
Water Pump	DP861
L6 3.7L GAS Naturally Aspirated (VIN B)	
Water Pump	DP861
V8 5.2L GAS Naturally Aspirated (VIN E)	
Water Pump	DP1043
1966 Dart	
L6 2.8L GAS Naturally Aspirated	
Water Pump	DP861
L6 2.8L GAS Naturally Aspirated (VIN A)	
Water Pump	DP861

Dodge	
1966 Dart	
L6 3.7L GAS Naturally Aspirated	
Water Pump	DP861
L6 3.7L GAS Naturally Aspirated (VIN B)	
Water Pump	DP861
V8 4.5L GAS Naturally Aspirated	
Water Pump	DP1043
V8 4.5L GAS Naturally Aspirated (VIN D)	
Water Pump	DP1043
1966 Monaco	
V8 6.3L GAS Naturally Aspirated	
Water Pump	DP839
V8 6.3L GAS Naturally Aspirated (VIN G)	
Water Pump	DP839
V8 7.2L GAS Naturally Aspirated	
Water Pump	DP839
V8 7.2L GAS Naturally Aspirated (VIN K)	
Water Pump	DP839
V8 7.2L GAS Naturally Aspirated (VIN L)	
Water Pump	DP839
1966 Polara	
L6 3.7L GAS Naturally Aspirated (VIN B)	
Water Pump	DP861
V8 4.5L GAS Naturally Aspirated (VIN D)	
Water Pump	DP1043
V8 5.2L GAS Naturally Aspirated (VIN E)	
Water Pump	DP1043
V8 6.3L GAS Naturally Aspirated (VIN G)	
Water Pump	DP839
V8 7.2L GAS Naturally Aspirated	
Water Pump	DP839
V8 7.2L GAS Naturally Aspirated (VIN K)	
Water Pump	DP839
V8 7.2L GAS Naturally Aspirated (VIN L)	
Water Pump	DP839
1965 A100	
L6 2.8L GAS Naturally Aspirated	
Water Pump	DP861
L6 3.7L GAS Naturally Aspirated	
Water Pump	DP861
V8 4.5L GAS Naturally Aspirated	
Water Pump	DP1043
1965 A100 Truck	
L6 2.8L GAS Naturally Aspirated	
Water Pump	DP861
L6 3.7L GAS Naturally Aspirated	
Water Pump	DP861
V8 4.5L GAS Naturally Aspirated	
Water Pump	DP1043
1965 Coronet	
L6 3.7L GAS Naturally Aspirated	
Water Pump	DP861
V8 4.5L GAS Naturally Aspirated	
Water Pump	DP1043
V8 5.2L GAS Naturally Aspirated	
Water Pump	DP1043
V8 5.9L GAS Naturally Aspirated	
Water Pump	DP839
V8 6.3L GAS Naturally Aspirated	
Water Pump	DP839
V8 7.0L GAS Naturally Aspirated	
Water Pump	DP839
1965 D & W Series Pickups	
L6 2.8L GAS Naturally Aspirated	
Water Pump	DP861
L6 3.7L GAS Naturally Aspirated	
Water Pump	DP861

Dodge	Dodge	Dodge
1965 D & W Series Pickups	1964 D & W Series Pickups	1963 Polara
V8 5.2L GAS Naturally Aspirated	L6 2.8L GAS Naturally Aspirated	V8 5.2L GAS Naturally Aspirated
Water Pump DP1043	Water Pump DP861	Water Pump DP1043
1965 Dart	L6 3.7L GAS Naturally Aspirated	V8 6.3L GAS Naturally Aspirated
L6 2.8L GAS Naturally Aspirated	Water Pump DP861	Water Pump DP839
Water Pump DP861	V8 5.2L GAS Naturally Aspirated	V8 7.0L GAS Naturally Aspirated
L6 3.7L GAS Naturally Aspirated	Water Pump DP1043	Water Pump DP839
Water Pump DP861	1964 Dart	1962 D & W Series Pickups
V8 4.5L GAS Naturally Aspirated	L6 2.8L GAS Naturally Aspirated	L6 2.8L GAS Naturally Aspirated
Water Pump DP1043	Water Pump DP861	Water Pump DP861
1965 Monaco	L6 3.7L GAS Naturally Aspirated	L6 3.7L GAS Naturally Aspirated
V8 6.3L GAS Naturally Aspirated	Water Pump DP861	Water Pump DP861
Water Pump DP839	V8 4.5L GAS Naturally Aspirated	V8 5.2L GAS Naturally Aspirated
V8 6.7L GAS Naturally Aspirated	Water Pump DP1043	Water Pump DP1043
Water Pump DP839	1964 Polara	1962 Dart
V8 7.0L GAS Naturally Aspirated	L6 2.8L GAS Naturally Aspirated	L6 3.7L GAS Naturally Aspirated
Water Pump DP839	Water Pump DP861	Water Pump DP861
1965 Polara	L6 3.7L GAS Naturally Aspirated	V8 5.2L GAS Naturally Aspirated
V8 5.2L GAS Naturally Aspirated	Water Pump DP861	Water Pump DP1043
Water Pump DP1043	V8 5.2L GAS Naturally Aspirated	V8 5.9L GAS Naturally Aspirated
V8 6.3L GAS Naturally Aspirated	Water Pump DP1043	Water Pump DP839
Water Pump DP839	V8 6.3L GAS Naturally Aspirated	V8 6.3L GAS Naturally Aspirated
V8 6.7L GAS Naturally Aspirated	Water Pump DP839	Water Pump DP839
Water Pump DP839	V8 7.0L GAS Naturally Aspirated	V8 6.7L GAS Naturally Aspirated
V8 7.0L GAS Naturally Aspirated	Water Pump DP839	Water Pump DP839
Water Pump DP839	1963 330	V8 6.8L GAS Naturally Aspirated
1964 330	L6 3.7L GAS Naturally Aspirated	Water Pump DP839
V8 5.2L GAS Naturally Aspirated	Water Pump DP861	1962 Lancer
Water Pump DP861	V8 5.2L GAS Naturally Aspirated	L6 2.8L GAS Naturally Aspirated
V8 4.5L GAS Naturally Aspirated	Water Pump DP1043	Water Pump DP861
Water Pump DP1043	V8 6.3L GAS Naturally Aspirated	L6 3.7L GAS Naturally Aspirated
V8 5.2L GAS Naturally Aspirated	Water Pump DP839	Water Pump DP861
Water Pump DP1043	V8 7.0L GAS Naturally Aspirated	1962 Polara
V8 6.3L GAS Naturally Aspirated	Water Pump DP839	V8 5.9L GAS Naturally Aspirated
Water Pump DP839	1963 440	Water Pump DP839
V8 7.0L GAS Naturally Aspirated	L6 3.7L GAS Naturally Aspirated	V8 6.3L GAS Naturally Aspirated
Water Pump DP839	Water Pump DP861	Water Pump DP839
1964 440	V8 5.2L GAS Naturally Aspirated	V8 6.7L GAS Naturally Aspirated
L6 3.7L GAS Naturally Aspirated	Water Pump DP1043	Water Pump DP839
Water Pump DP861	V8 6.3L GAS Naturally Aspirated	1962 Wm300 Power Wagon
V8 5.2L GAS Naturally Aspirated	Water Pump DP839	V8 5.2L GAS Naturally Aspirated
Water Pump DP1043	V8 7.0L GAS Naturally Aspirated	Water Pump DP1043
V8 6.3L GAS Naturally Aspirated	Water Pump DP839	1961 Custom
Water Pump DP839	1963 880	V8 5.9L GAS Naturally Aspirated
V8 7.0L GAS Naturally Aspirated	V8 5.9L GAS Naturally Aspirated	Water Pump DP839
Water Pump DP839	Water Pump DP839	V8 6.3L GAS Naturally Aspirated
1964 880	V8 6.3L GAS Naturally Aspirated	Water Pump DP839
V8 5.9L GAS Naturally Aspirated	Water Pump DP839	V8 6.7L GAS Naturally Aspirated
Water Pump DP839	V8 6.7L GAS Naturally Aspirated	Water Pump DP839
V8 6.3L GAS Naturally Aspirated	Water Pump DP839	1961 D & W Series Pickups
Water Pump DP839	V8 6.8L GAS Naturally Aspirated	L6 2.8L GAS Naturally Aspirated
V8 7.0L GAS Naturally Aspirated	Water Pump DP839	Water Pump DP861
Water Pump DP839	1963 D & W Series Pickups	L6 3.7L GAS Naturally Aspirated
1964 A100	L6 2.8L GAS Naturally Aspirated	Water Pump DP861
L6 2.8L GAS Naturally Aspirated	Water Pump DP861	V8 5.2L GAS Naturally Aspirated
Water Pump DP861	L6 3.7L GAS Naturally Aspirated	Water Pump DP1043
L6 3.7L GAS Naturally Aspirated	Water Pump DP861	1961 Dart
Water Pump DP861	V8 5.2L GAS Naturally Aspirated	L6 2.8L GAS Naturally Aspirated
V8 4.5L GAS Naturally Aspirated	Water Pump DP1043	Water Pump DP861
Water Pump DP1043	1963 Dart	L6 3.7L GAS Naturally Aspirated
1964 A100 Truck	L6 2.8L GAS Naturally Aspirated	Water Pump DP861
L6 2.8L GAS Naturally Aspirated	Water Pump DP861	V8 5.2L GAS Naturally Aspirated
Water Pump DP861	L6 3.7L GAS Naturally Aspirated	Water Pump DP1043
L6 3.7L GAS Naturally Aspirated	Water Pump DP861	V8 5.9L GAS Naturally Aspirated
Water Pump DP861	1963 Polara	Water Pump DP839
V8 4.5L GAS Naturally Aspirated	L6 3.7L GAS Naturally Aspirated	V8 6.3L GAS Naturally Aspirated
Water Pump DP1043	Water Pump DP861	Water Pump DP839

Dodge	
1961 Dart	
V8 6.7L GAS Naturally Aspirated	
Water Pump	DP839
V8 6.8L GAS Naturally Aspirated	
Water Pump	DP839
1961 Lancer	
L6 2.8L GAS Naturally Aspirated	
Water Pump	DP861
L6 3.7L GAS Naturally Aspirated	
Water Pump	DP861
V8 6.7L GAS Naturally Aspirated	
Water Pump	DP839
1961 Polara	
V8 5.2L GAS Naturally Aspirated	
Water Pump	DP1043
V8 5.9L GAS Naturally Aspirated	
Water Pump	DP839
V8 6.3L GAS Naturally Aspirated	
Water Pump	DP839
V8 6.7L GAS Naturally Aspirated	
Water Pump	DP839
1961 Seneca	
L6 3.7L GAS Naturally Aspirated	
Water Pump	DP861
V8 5.2L GAS Naturally Aspirated	
Water Pump	DP1043
V8 5.9L GAS Naturally Aspirated	
Water Pump	DP839
V8 6.3L GAS Naturally Aspirated	
Water Pump	DP839
V8 6.3L GAS Naturally Aspirated	
Water Pump	DP839
1961 Wm300 Power Wagon	
V8 5.2L GAS Naturally Aspirated	
Water Pump	DP1043
1960 Custom	
V8 5.9L GAS Naturally Aspirated	
Water Pump	DP839
V8 6.3L GAS Naturally Aspirated	
Water Pump	DP839
1960 D & W Series Pickups	
V8 5.2L GAS Naturally Aspirated	
Water Pump	DP1043
1960 Dart	
L6 2.8L GAS Naturally Aspirated	
Water Pump	DP861
L6 3.7L GAS Naturally Aspirated	
Water Pump	DP861
V8 5.2L GAS Naturally Aspirated	
Water Pump	DP1043
V8 5.9L GAS Naturally Aspirated	
Water Pump	DP839
V8 6.3L GAS Naturally Aspirated	
Water Pump	DP839
1960 Matador	
V8 5.2L GAS Naturally Aspirated	
Water Pump	DP1043
V8 5.9L GAS Naturally Aspirated	
Water Pump	DP839
V8 6.3L GAS Naturally Aspirated	
Water Pump	DP839
1960 Polara	
V8 5.2L GAS Naturally Aspirated	
Water Pump	DP1043
V8 5.9L GAS Naturally Aspirated	
Water Pump	DP839
V8 6.3L GAS Naturally Aspirated	
Water Pump	DP839
1960 Seneca	
L6 3.7L GAS Naturally Aspirated	
Water Pump	DP861

Dodge	
1960 Seneca	
V8 5.2L GAS Naturally Aspirated	
Water Pump	DP1043
1960 Truck	
V8 5.2L GAS Naturally Aspirated	
Water Pump	DP1043
1960 Wm300 Power Wagon	
V8 5.2L GAS Naturally Aspirated	
Water Pump	DP1043
1959 Coronet	
V8 5.3L GAS Naturally Aspirated	
Water Pump	DP839
V8 5.9L GAS Naturally Aspirated	
Water Pump	DP839
V8 6.3L GAS Naturally Aspirated	
Water Pump	DP839
1959 Custom	
V8 5.9L GAS Naturally Aspirated	
Water Pump	DP839
V8 6.3L GAS Naturally Aspirated	
Water Pump	DP839
1959 D & W Series Pickups	
V8 5.2L GAS Naturally Aspirated	
Water Pump	DP1043
1959 Sierra	
V8 5.9L GAS Naturally Aspirated	
Water Pump	DP839
V8 6.3L GAS Naturally Aspirated	
Water Pump	DP839
1959 Truck	
V8 5.2L GAS Naturally Aspirated	
Water Pump	DP1043
1959 Vans P Series	
V8 5.2L GAS Naturally Aspirated	
Water Pump	DP1043
1958 Coronet	
V8 5.7L GAS Naturally Aspirated	
Water Pump	DP839
V8 5.9L GAS Naturally Aspirated	
Water Pump	DP839
1958 Custom	
V8 5.7L GAS Naturally Aspirated	
Water Pump	DP839
V8 5.9L GAS Naturally Aspirated	
Water Pump	DP839
1958 Sierra	
V8 5.7L GAS Naturally Aspirated	
Water Pump	DP839
V8 5.9L GAS Naturally Aspirated	
Water Pump	DP839
Eagle	
1997 Vision	
V6 3.3L GAS Naturally Aspirated (VIN T)	
Water Pump	DP1018
1996 Summit	
L4 1.5L GAS Naturally Aspirated (VIN A)	
Water Pump	DP367 ⁹
L4 1.8L GAS Naturally Aspirated (VIN C)	
Water Pump	DP235 ^{11,9}
L4 2.4L GAS Naturally Aspirated (VIN G)	
Water Pump	DP575 ⁹
1996 Vision	
V6 3.3L GAS Naturally Aspirated (VIN T)	
Water Pump	DP1018
V6 3.5L GAS Naturally Aspirated (VIN F)	
Water Pump	DP918 ^{11,9}
1995 Summit	
L4 1.5L GAS Naturally Aspirated (VIN A)	
Water Pump	DP367 ⁹

Eagle	
1995 Summit	
L4 1.8L GAS Naturally Aspirated (VIN C)	
Water Pump	DP235 ^{11,9}
L4 2.4L GAS Naturally Aspirated (VIN G)	
Water Pump	DP575 ⁹
1995 Vision	
V6 3.3L GAS Naturally Aspirated (VIN T)	
Water Pump	DP1018
V6 3.5L GAS Naturally Aspirated (VIN F)	
Water Pump	DP918 ^{11,9}
1994 Summit	
L4 1.5L GAS Naturally Aspirated (VIN A)	
Water Pump	DP367 ⁹
L4 1.8L GAS Naturally Aspirated (VIN C)	
Water Pump	DP235 ^{11,9}
L4 2.4L GAS Naturally Aspirated (VIN G)	
Water Pump	DP575 ⁹
1994 Talon	
L4 1.8L GAS Naturally Aspirated (VIN B)	
Water Pump	DP1088 ⁹
L4 2.0L GAS Naturally Aspirated (VIN E)	
Water Pump	DP591 ⁹
L4 2.0L GAS Turbocharged (VIN F)	
Water Pump	DP591 ⁹
1994 Vision	
V6 3.3L GAS Naturally Aspirated (VIN T)	
Water Pump	DP1018
V6 3.5L GAS Naturally Aspirated (VIN F)	
Water Pump	DP661 ^{11,9}
1993 Summit	
L4 1.5L GAS Naturally Aspirated (VIN A)	
Water Pump	DP367 ⁹
L4 1.8L GAS Naturally Aspirated (VIN C)	
Water Pump	DP235 ^{11,9}
L4 2.4L GAS Naturally Aspirated (VIN G)	
Water Pump	DP575 ⁹
1993 Talon	
L4 1.8L GAS Naturally Aspirated (VIN B)	
Water Pump	DP1088 ⁹
L4 2.0L GAS Naturally Aspirated (VIN E)	
Water Pump	DP591 ⁹
L4 2.0L GAS Turbocharged (VIN F)	
Water Pump	DP591 ⁹
1993 Vision	
V6 3.3L GAS Naturally Aspirated (VIN T)	
Water Pump	DP1018
V6 3.5L GAS Naturally Aspirated (VIN F)	
Water Pump	DP661 ^{11,9}
1992 Summit	
L4 1.5L GAS Naturally Aspirated (VIN A)	
Water Pump	DP367 ⁹
L4 1.8L GAS Naturally Aspirated (VIN D)	
Water Pump	DP235 ^{11,9}
L4 2.4L GAS Naturally Aspirated (VIN W)	
Water Pump	DP1103 ⁹
1992 Talon	
L4 2.0L GAS Naturally Aspirated (VIN R)	
Water Pump	DP591 ⁹
L4 2.0L GAS Turbocharged (VIN U)	
Water Pump	DP591 ⁹
1992 Vista	
L4 1.5L GAS Naturally Aspirated (VIN K)	
Water Pump	DP367 ⁹
1991 Summit	
L4 1.5L GAS Naturally Aspirated (VIN A)	
Water Pump	DP367 ⁹
1991 Talon	
L4 2.0L GAS Naturally Aspirated (VIN R)	
Water Pump	DP591 ⁹

Eagle		Ford		Ford	
1991 Talon		2016 Econoline Van Super Duty		2015 F Series Pickup Super Duty	
L4 2.0L GAS Turbocharged (VIN U)		V10 6.8L GAS Naturally Aspirated (VIN S)		V10 6.8L GAS Naturally Aspirated (VIN Y)	
Water Pump	DP591 ⁹	Water Pump	DP833 ^{27,28}	Water Pump	DP833 ^{27,28}
1991 Vista		V10 6.8L LPG Naturally Aspirated (VIN S)		V10 6.8L LPG Naturally Aspirated (VIN Y)	
L4 1.5L GAS Naturally Aspirated (VIN K)		V8 5.4L CNG Naturally Aspirated (VIN L)		V10 6.8L LPG Naturally Aspirated (VIN Y)	
Water Pump	DP367 ⁹	Water Pump	DP833 ^{27,28}	Water Pump	DP833 ^{27,28}
1990 Summit		V8 5.4L FLEX Naturally Aspirated (VIN L)		2015 Focus	
L4 1.5L GAS Naturally Aspirated (VIN X)		V8 5.4L FLEX Naturally Aspirated (VIN L)		L4 2.0L FLEX Naturally Aspirated (VIN 2)	
Water Pump	DP367 ⁹	Water Pump	DP809 ^{27,28}	Water Pump	DP1501
1990 Talon		V8 5.4L LPG Naturally Aspirated (VIN L)		L4 2.0L GAS Naturally Aspirated (VIN 2)	
L4 2.0L GAS Naturally Aspirated (VIN R)		V8 5.4L LPG Naturally Aspirated (VIN L)		Water Pump	
Water Pump	DP591 ⁹	Water Pump	DP980 ^{27,28}	DP1501	
L4 2.0L GAS Turbocharged (VIN U)		2016 Escape		L4 2.0L GAS Turbocharged (VIN 9)	
Water Pump	DP591 ⁹	L4 2.5L GAS Naturally Aspirated (VIN 7)		Water Pump	
1990 Vista		Water Pump		DP1501	
L4 1.5L GAS Naturally Aspirated (VIN K)		2016 F Series Pickup		2015 Fusion	
Water Pump	DP367 ⁹	V8 5.0L FLEX Naturally Aspirated (VIN F)		L4 2.0L GAS Turbocharged (VIN 9)	
1989 Premier		Water Pump		DP1501	
L4 2.5L GAS Naturally Aspirated (VIN H)		2016 F Series Pickup Super Duty		L4 2.5L GAS Naturally Aspirated (VIN 7)	
Water Pump	DP589	V10 6.8L CNG Naturally Aspirated (VIN Y)		Water Pump	
1989 Summit		V10 6.8L CNG Naturally Aspirated (VIN Y)		DP1501	
L4 1.5L GAS Naturally Aspirated (VIN X)		V10 6.8L LPG Naturally Aspirated (VIN Y)		2015 Mustang	
Water Pump	DP367 ⁹	Water Pump		V8 5.0L GAS Naturally Aspirated (VIN F)	
1989 Vista		Water Pump		DP1454	
L4 1.5L GAS Naturally Aspirated (VIN K)		2016 Focus		V8 5.2L GAS Naturally Aspirated (VIN Z)	
Water Pump	DP367 ⁹	L4 2.0L FLEX Naturally Aspirated (VIN 2)		Water Pump	
1988 Premier		Water Pump		DP1454	
L4 2.5L GAS Naturally Aspirated (VIN Z)		L4 2.0L GAS Naturally Aspirated (VIN 2)		2014 Econoline Van	
Water Pump	DP589	Water Pump		V8 4.6L FLEX Naturally Aspirated (VIN W)	
1988 Vista		L4 2.0L GAS Turbocharged (VIN 9)		Water Pump	
L4 1.5L GAS Naturally Aspirated (VIN K)		Water Pump		DP809^{27,28}	
Water Pump	DP367 ⁹	2016 Fusion		V8 5.4L CNG Naturally Aspirated (VIN L)	
Fiat		L4 2.0L GAS Turbocharged (VIN 9)		Water Pump	
2016 500X		Water Pump		DP809^{27,28}	
L4 2.4L GAS Naturally Aspirated (VIN T)		2016 Mustang		V8 5.4L FLEX Naturally Aspirated (VIN L)	
w/o Housing	DP1016	V8 5.0L GAS Naturally Aspirated (VIN F)		Water Pump	
Ford		Water Pump		DP809^{27,28}	
2018 Fusion		V8 5.2L GAS Naturally Aspirated (VIN Z)		V8 5.4L LPG Naturally Aspirated (VIN L)	
L4 2.5L GAS Naturally Aspirated (VIN 7)		Water Pump		Water Pump	
Water Pump	DP1501	2015 Econoline Van Super Duty		DP980^{27,28}	
2017 Econoline Van Super Duty		V10 6.8L CNG Naturally Aspirated (VIN S)		2014 Edge	
V10 6.8L GAS Naturally Aspirated (VIN S)		Water Pump		L4 2.0L GAS Turbocharged (VIN 9)	
Water Pump	DP809 ^{27,28}	V10 6.8L GAS Naturally Aspirated (VIN S)		Water Pump	
2017 Escape		V10 6.8L LPG Naturally Aspirated (VIN S)		DP1501	
L4 2.5L GAS Naturally Aspirated (VIN 7)		V8 5.4L CNG Naturally Aspirated (VIN L)		2014 Escape	
Water Pump	DP1501	Water Pump		L4 2.0L GAS Turbocharged (VIN 9)	
2017 F Series Pickup		V8 5.4L FLEX Naturally Aspirated (VIN L)		Water Pump	
V8 5.0L FLEX Naturally Aspirated (VIN F)		Water Pump		DP1501	
Water Pump	DP1454	2015 Escape		L4 2.5L GAS Naturally Aspirated (VIN 7)	
2017 Focus		L4 2.0L GAS Turbocharged (VIN 9)		Water Pump	
L4 2.0L FLEX Naturally Aspirated (VIN 2)		Water Pump		DP1501	
Water Pump	DP1501	2015 Explorer		2014 Expedition	
L4 2.0L GAS Naturally Aspirated (VIN 2)		L4 2.0L GAS Turbocharged (VIN 9)		V8 5.4L FLEX Naturally Aspirated (VIN 5)	
Water Pump	DP1501	Water Pump		Water Pump	
L4 2.0L GAS Turbocharged (VIN 9)		2015 F Series Pickup		DP1465	
Water Pump	DP1501	V8 5.0L FLEX Naturally Aspirated (VIN F)		2014 Explorer	
2017 Fusion		Water Pump		L4 2.0L GAS Turbocharged (VIN 9)	
L4 2.5L FLEX Naturally Aspirated (VIN T)		2015 F Series Pickup Super Duty		Water Pump	
Water Pump	DP1501	V10 6.8L CNG Naturally Aspirated (VIN Y)		DP1501	
L4 2.5L GAS Naturally Aspirated (VIN 7)		Water Pump		2014 F Series Pickup	
Water Pump	DP1501	V10 6.8L CNG Naturally Aspirated (VIN Y)		V6 3.7L CNG Naturally Aspirated (VIN M)	
2017 Mustang		2015 F Series Pickup Super Duty		Water Pump	
V8 5.0L GAS Naturally Aspirated (VIN F)		V8 5.0L FLEX Naturally Aspirated (VIN F)		DP1460	
Water Pump	DP1454	Water Pump		V6 3.7L FLEX Naturally Aspirated (VIN M)	
V8 5.2L GAS Naturally Aspirated (VIN Z)		2015 F Series Pickup Super Duty		Water Pump	
Water Pump	DP1454	V10 6.8L CNG Naturally Aspirated (VIN Y)		DP1460	
2016 Econoline Van Super Duty		Water Pump		V6 3.7L FLEX Naturally Aspirated (VIN R)	
V10 6.8L CNG Naturally Aspirated (VIN S)		Water Pump		Water Pump	
Water Pump	DP833 ^{27,28}	DP833^{27,28}		V8 5.0L FLEX Naturally Aspirated (VIN F)	

Ford	
2014 F Series Pickup Super Duty	
V10 6.8L GAS Naturally Aspirated (VIN Y)	Water Pump DP833 ^{27,28}
2014 F53	
V10 6.8L CNG Naturally Aspirated (VIN Y)	Water Pump DP833 ^{27,28}
V10 6.8L GAS Naturally Aspirated (VIN Y)	Water Pump DP833 ^{27,28}
V10 6.8L LPG Naturally Aspirated (VIN Y)	Water Pump DP833 ^{27,28}
2014 Focus	
L4 2.0L FLEX Naturally Aspirated (VIN 2)	Water Pump DP1501
L4 2.0L GAS Naturally Aspirated (VIN 2)	Water Pump DP1501
L4 2.0L GAS Turbocharged (VIN 9)	Water Pump DP1501
2014 Fusion	
L4 2.0L GAS Turbocharged (VIN 9)	Water Pump DP1501
L4 2.5L GAS Naturally Aspirated (VIN 7)	Water Pump DP1501
2014 Mustang	
V8 5.0L GAS Naturally Aspirated (VIN F)	Water Pump DP1454
2013 Econoline Van	
V8 4.6L FLEX Naturally Aspirated (VIN W)	Water Pump DP809 ^{27,28}
V8 5.4L CNG Naturally Aspirated (VIN L)	Water Pump DP809 ^{27,28}
V8 5.4L FLEX Naturally Aspirated (VIN L)	Water Pump DP809 ^{27,28}
V8 5.4L LPG Naturally Aspirated (VIN L)	Water Pump DP980 ^{27,28}
2013 Econoline Van Super Duty	
V10 6.8L CNG Naturally Aspirated (VIN S)	Water Pump DP809 ^{27,28}
V10 6.8L GAS Naturally Aspirated (VIN S)	Water Pump DP809 ^{27,28}
V10 6.8L LPG Naturally Aspirated (VIN S)	Water Pump DP809 ^{27,28}
V8 5.4L CNG Naturally Aspirated (VIN L)	Water Pump DP809 ^{27,28}
V8 5.4L FLEX Naturally Aspirated (VIN L)	Water Pump DP809 ^{27,28}
V8 5.4L LPG Naturally Aspirated (VIN L)	Water Pump DP980 ^{27,28}
2013 Edge	
L4 2.0L GAS Turbocharged (VIN 9)	Water Pump DP1501
2013 Escape	
L4 2.0L GAS Turbocharged (VIN 9)	Water Pump DP1501
L4 2.5L GAS Naturally Aspirated (VIN 7)	Water Pump DP1501
2013 Expedition	
V8 5.4L FLEX Naturally Aspirated (VIN 5)	Water Pump DP1465
2013 Explorer	
L4 2.0L GAS Turbocharged (VIN 9)	Water Pump DP1501
2013 F Series Pickup	
V6 3.7L FLEX Naturally Aspirated (VIN M)	Water Pump DP1460
V8 5.0L FLEX Naturally Aspirated (VIN F)	Water Pump DP1454
2013 F Series Pickup Super Duty	
V10 6.8L GAS Naturally Aspirated (VIN Y)	Water Pump DP809 ^{27,28}

Ford	
2013 F53	
V10 6.8L CNG Naturally Aspirated (VIN Y)	Water Pump DP809 ^{27,28}
V10 6.8L GAS Naturally Aspirated (VIN Y)	Water Pump DP809 ^{27,28}
V10 6.8L LPG Naturally Aspirated (VIN Y)	Water Pump DP809 ^{27,28}
2013 Focus	
L4 2.0L FLEX Naturally Aspirated (VIN 2)	Water Pump DP1501
L4 2.0L GAS Naturally Aspirated (VIN 2)	Water Pump DP1501
L4 2.0L GAS Turbocharged (VIN 9)	Water Pump DP1501
2013 Fusion	
L4 2.0L GAS Turbocharged (VIN 9)	Water Pump DP1501
L4 2.5L GAS Naturally Aspirated (VIN 7)	Water Pump DP1501
2013 Mustang	
V8 5.0L GAS Naturally Aspirated (VIN F)	Water Pump DP1454
V8 5.0L GAS Naturally Aspirated (VIN U)	Water Pump DP1454
2013 Transit Connect	
L4 2.0L GAS Naturally Aspirated (VIN N)	Water Pump DP1501
2012 Econoline Van	
V8 4.6L FLEX Naturally Aspirated (VIN W)	Water Pump DP809 ^{27,28}
V8 5.4L CNG Naturally Aspirated (VIN L)	Water Pump DP809 ^{27,28}
V8 5.4L FLEX Naturally Aspirated (VIN L)	Water Pump DP809 ^{27,28}
V8 5.4L LPG Naturally Aspirated (VIN L)	Water Pump DP980 ^{27,28}
2012 Econoline Van Super Duty	
V10 6.8L CNG Naturally Aspirated (VIN S)	Water Pump DP809 ^{27,28}
V10 6.8L GAS Naturally Aspirated (VIN S)	Water Pump DP809 ^{27,28}
V10 6.8L LPG Naturally Aspirated (VIN S)	Water Pump DP809 ^{27,28}
V8 5.4L CNG Naturally Aspirated (VIN L)	Water Pump DP809 ^{27,28}
V8 5.4L FLEX Naturally Aspirated (VIN L)	Water Pump DP809 ^{27,28}
V8 5.4L LPG Naturally Aspirated (VIN L)	Water Pump DP980 ^{27,28}
2012 Edge	
L4 2.0L GAS Turbocharged (VIN 9)	Water Pump DP1501
2012 Escape	
L4 2.5L ELECTRIC/GAS Naturally Aspirated (VIN 3)	Water Pump DP1501
L4 2.5L GAS Naturally Aspirated (VIN 7)	Water Pump DP1501
V6 3.0L FLEX Naturally Aspirated (VIN G)	Water Pump DP1459
V6 3.0L GAS Naturally Aspirated (VIN G)	w/o Housing DP1459
2012 Expedition	
V8 5.4L FLEX Naturally Aspirated (VIN 5)	Water Pump DP1465
2012 Explorer	
L4 2.0L GAS Turbocharged (VIN 9)	Water Pump DP1501

Ford	
2012 F Series Pickup	
V6 3.7L FLEX Naturally Aspirated (VIN R)	Water Pump DP1460
V8 5.0L FLEX Naturally Aspirated (VIN F)	Water Pump DP1454
2012 F Series Pickup Super Duty	
V10 6.8L GAS Naturally Aspirated (VIN Y)	Water Pump DP809 ^{27,28}
2012 F53	
V10 6.8L CNG Naturally Aspirated (VIN Y)	Water Pump DP809 ^{27,28}
V10 6.8L GAS Naturally Aspirated (VIN Y)	Water Pump DP809 ^{27,28}
V10 6.8L LPG Naturally Aspirated (VIN Y)	Water Pump DP809 ^{27,28}
2012 Focus	
L4 2.0L FLEX Naturally Aspirated (VIN 2)	Water Pump DP1501
2012 Fusion	
L4 2.5L ELECTRIC/GAS Naturally Aspirated (VIN 3)	Water Pump DP1501
L4 2.5L GAS Naturally Aspirated (VIN A)	Water Pump DP1501
V6 3.0L FLEX Naturally Aspirated (VIN G)	w/o Housing DP1459
V6 3.5L GAS Naturally Aspirated (VIN C)	Water Pump DP858
2012 Mustang	
V8 5.0L GAS Naturally Aspirated (VIN F)	Water Pump DP1454
V8 5.0L GAS Naturally Aspirated (VIN U)	Water Pump DP1454
2012 Taurus	
V6 3.5L GAS Naturally Aspirated (VIN W)	Water Pump DP858
V6 3.5L GAS Turbocharged (VIN T)	Water Pump DP858
2012 Transit Connect	
L4 2.0L GAS Naturally Aspirated (VIN N)	Water Pump DP1501
2011 Crown Victoria	
V8 4.6L FLEX Naturally Aspirated (VIN V)	Water Pump DP803
V8 4.6L GAS Naturally Aspirated (VIN W)	Water Pump DP803
2011 Econoline Van	
V8 4.6L FLEX Naturally Aspirated (VIN W)	Water Pump DP809 ^{27,28}
V8 5.4L CNG Naturally Aspirated (VIN L)	Water Pump DP809 ^{27,28}
V8 5.4L FLEX Naturally Aspirated (VIN L)	Water Pump DP809 ^{27,28}
V8 5.4L LPG Naturally Aspirated (VIN L)	Water Pump DP980 ^{27,28}
2011 Econoline Van Super Duty	
V10 6.8L CNG Naturally Aspirated (VIN S)	Water Pump DP809 ^{27,28}
V10 6.8L GAS Naturally Aspirated (VIN S)	Water Pump DP809 ^{27,28}
V10 6.8L LPG Naturally Aspirated (VIN S)	Water Pump DP809 ^{27,28}
V8 5.4L CNG Naturally Aspirated (VIN L)	Water Pump DP809 ^{27,28}
V8 5.4L FLEX Naturally Aspirated (VIN L)	Water Pump DP809 ^{27,28}
V8 5.4L LPG Naturally Aspirated (VIN L)	Water Pump DP980 ^{27,28}

Ford		Ford		Ford	
2011 Escape		2010 Econoline Van Super Duty		2010 Fusion	
L4 2.5L ELECTRIC/GAS Naturally Aspirated (VIN 3)		V10 6.8L GAS Naturally Aspirated (VIN S)		V6 3.0L FLEX Naturally Aspirated (VIN G)	
Water Pump	DP1501	Water Pump	DP833 ^{27,28}	w/o Housing	DP1459
L4 2.5L GAS Naturally Aspirated (VIN 7)		V10 6.8L LPG Naturally Aspirated (VIN S)		V6 3.5L GAS Naturally Aspirated (VIN C)	
Water Pump	DP1501	Water Pump	DP833 ^{27,28}	Water Pump	DP858
V6 3.0L FLEX Naturally Aspirated (VIN G)		V8 5.4L CNG Naturally Aspirated (VIN L)		2010 Mustang	
Water Pump	DP1459	Water Pump	DP809 ^{27,28}	V6 4.0L GAS Naturally Aspirated (VIN N)	
V6 3.0L GAS Naturally Aspirated (VIN G)		V8 5.4L FLEX Naturally Aspirated (VIN L)		Water Pump	DP973
w/o Housing	DP1459	Water Pump	DP809 ^{27,28}	V8 4.6L GAS Naturally Aspirated (VIN H)	
2011 Expedition		V8 5.4L LPG Naturally Aspirated (VIN L)		Water Pump	DP1465
V8 5.4L FLEX Naturally Aspirated (VIN 5)		Water Pump	DP980 ^{27,28}	2010 Ranger	
Water Pump	DP1465	V8 6.0L DIESEL Turbocharged (VIN P)		V6 4.0L GAS Naturally Aspirated (VIN E)	
2011 F Series Pickup		Water Pump	DP1002	Water Pump	DP973
V6 3.7L FLEX Naturally Aspirated (VIN R)		2010 Edge		2010 Taurus	
Water Pump	DP1460	V6 3.5L GAS Naturally Aspirated (VIN C)		V6 3.5L GAS Naturally Aspirated (VIN W)	
V8 5.0L FLEX Naturally Aspirated (VIN F)		Water Pump	DP858	Water Pump	DP858
Water Pump	DP1454	2010 Escape		V6 3.5L GAS Turbocharged (VIN T)	
2011 F Series Pickup Super Duty		L4 2.5L ELECTRIC/GAS Naturally Aspirated (VIN 3)		Water Pump	DP858
V10 6.8L GAS Naturally Aspirated (VIN Y)		Water Pump	DP1501	2009 Crown Victoria	
Water Pump	DP809 ^{27,28}	L4 2.5L GAS Naturally Aspirated (VIN 7)		V8 4.6L FLEX Naturally Aspirated (VIN V)	
2011 F53		Water Pump	DP1501	Water Pump	DP803
V10 6.8L CNG Naturally Aspirated (VIN Y)		V6 3.0L FLEX Naturally Aspirated (VIN G)		V8 4.6L GAS Naturally Aspirated (VIN W)	
Water Pump	DP809 ^{27,28}	Water Pump	DP1459	Water Pump	DP803
V10 6.8L GAS Naturally Aspirated (VIN Y)		V6 3.0L GAS Naturally Aspirated (VIN G)		2009 Econoline Van	
Water Pump	DP809 ^{27,28}	w/o Housing	DP1459	V8 4.6L FLEX Naturally Aspirated (VIN W)	
V10 6.8L LPG Naturally Aspirated (VIN Y)		2010 Expedition		Water Pump	DP809 ^{27,28}
Water Pump	DP809 ^{27,28}	V8 5.4L FLEX Naturally Aspirated (VIN 5)		V8 5.4L FLEX Naturally Aspirated (VIN L)	
2011 Focus		Water Pump	DP1465	Water Pump	DP809 ^{27,28}
L4 2.0L GAS Naturally Aspirated (VIN N)		2010 Explorer		2009 Econoline Van Super Duty	
Water Pump	DP1501	V6 4.0L GAS Naturally Aspirated (VIN E)		V10 6.8L GAS Naturally Aspirated (VIN S)	
2011 Fusion		Water Pump	DP973	Water Pump	DP833 ^{27,28}
L4 2.5L ELECTRIC/GAS Naturally Aspirated (VIN 3)		V8 4.6L GAS Naturally Aspirated (VIN 8)		V8 5.4L FLEX Naturally Aspirated (VIN L)	
Water Pump	DP1501	Water Pump	DP814 ^{27,28}	Water Pump	DP809 ^{27,28}
L4 2.5L GAS Naturally Aspirated (VIN A)		2010 Explorer Sport Trac		V8 6.0L DIESEL Turbocharged (VIN P)	
Water Pump	DP1501	V6 4.0L GAS Naturally Aspirated (VIN E)		Water Pump	DP1002
V6 3.0L FLEX Naturally Aspirated (VIN G)		Water Pump	DP973	2009 Edge	
w/o Housing	DP1459	V6 4.0L GAS Naturally Aspirated (VIN K)		V6 3.5L GAS Naturally Aspirated (VIN C)	
V6 3.5L GAS Naturally Aspirated (VIN C)		Water Pump	DP973	Water Pump	DP858
Water Pump	DP858	V8 4.6L GAS Naturally Aspirated (VIN 8)		2009 Escape	
2011 Mustang		Water Pump	DP814 ^{27,28}	L4 2.5L ELECTRIC/GAS Naturally Aspirated (VIN 3)	
V8 5.0L GAS Naturally Aspirated (VIN F)		2010 F Series Pickup		Water Pump	DP1501
Water Pump	DP1454	V8 4.6L GAS Naturally Aspirated (VIN 8)		L4 2.5L GAS Naturally Aspirated (VIN 7)	
2011 Ranger		Water Pump	DP814 ^{27,28}	Water Pump	DP1501
V6 4.0L GAS Naturally Aspirated (VIN E)		V8 4.6L GAS Naturally Aspirated (VIN W)		V6 3.0L GAS Naturally Aspirated (VIN G)	
Water Pump	DP973	Water Pump	DP980 ^{27,28}	w/o Housing	DP1459
2011 Taurus		V8 5.4L FLEX Naturally Aspirated (VIN V)		2009 Expedition	
V6 3.5L GAS Naturally Aspirated (VIN W)		Water Pump	DP1465	V8 5.4L FLEX Naturally Aspirated (VIN 5)	
Water Pump	DP858	2010 F Series Pickup Super Duty		Water Pump	DP809 ^{27,28}
V6 3.5L GAS Turbocharged (VIN T)		V10 6.8L GAS Naturally Aspirated (VIN Y)		2009 Explorer	
Water Pump	DP858	Water Pump	DP809 ^{27,28}	V6 4.0L GAS Naturally Aspirated (VIN E)	
2010 Crown Victoria		V8 5.4L GAS Naturally Aspirated (VIN 5)		Water Pump	DP973
V8 4.6L FLEX Naturally Aspirated (VIN V)		Water Pump	DP809 ^{27,28}	V8 4.6L GAS Naturally Aspirated (VIN 8)	
Water Pump	DP803	V8 6.4L DIESEL Turbocharged (VIN R)		Water Pump	DP814 ^{27,28}
V8 4.6L GAS Naturally Aspirated (VIN W)		Water Pump	DP1309	2009 Explorer Sport Trac	
Water Pump	DP803	2010 Flex		V6 4.0L GAS Naturally Aspirated (VIN E)	
2010 Econoline Van		V6 3.5L GAS Naturally Aspirated (VIN C)		Water Pump	DP973
V8 4.6L FLEX Naturally Aspirated (VIN W)		Water Pump	DP858	V8 4.6L GAS Naturally Aspirated (VIN 8)	
Water Pump	DP809 ^{27,28}	V6 3.5L GAS Turbocharged (VIN T)		Water Pump	DP814 ^{27,28}
V8 5.4L CNG Naturally Aspirated (VIN L)		Water Pump	DP858	2009 F Series Pickup	
Water Pump	DP809 ^{27,28}	2010 Focus		V8 4.6L GAS Naturally Aspirated (VIN 8)	
V8 5.4L FLEX Naturally Aspirated (VIN L)		L4 2.0L GAS Naturally Aspirated (VIN N)		Water Pump	DP814 ^{27,28}
Water Pump	DP809 ^{27,28}	Water Pump	DP1501	V8 4.6L GAS Naturally Aspirated (VIN W)	
V8 5.4L LPG Naturally Aspirated (VIN L)		2010 Fusion		Water Pump	DP814 ^{27,28}
Water Pump	DP980 ^{27,28}	L4 2.5L ELECTRIC/GAS Naturally Aspirated (VIN 3)		V8 5.4L FLEX Naturally Aspirated (VIN V)	
2010 Econoline Van Super Duty		Water Pump	DP1501	Water Pump	DP809 ^{27,28}
V10 6.8L CNG Naturally Aspirated (VIN S)		L4 2.5L GAS Naturally Aspirated (VIN A)		2009 F Series Pickup Super Duty	
Water Pump	DP833 ^{27,28}	Water Pump	DP1501	V10 6.8L GAS Naturally Aspirated (VIN Y)	
				Water Pump	DP833 ^{27,28}

Ford	
2009 F Series Pickup Super Duty	
V8 5.4L GAS Naturally Aspirated (VIN 5)	Water Pump DP809 ^{27,28}
V8 6.4L DIESEL Turbocharged (VIN R)	
Water Pump	DP1309
2009 F53	
V10 6.8L GAS Naturally Aspirated (VIN Y)	Water Pump DP809 ^{27,28}
2009 Flex	
V6 3.5L GAS Naturally Aspirated (VIN C)	Water Pump DP858
2009 Focus	
L4 2.0L GAS Naturally Aspirated (VIN N)	Water Pump DP1501
2009 Fusion	
L4 2.3L GAS Naturally Aspirated (VIN Z)	Water Pump DP1501
V6 3.0L GAS Naturally Aspirated (VIN 1)	Water Pump DP817
2009 Mustang	
V6 4.0L GAS Naturally Aspirated (VIN N)	Water Pump DP973
V8 4.6L GAS Naturally Aspirated (VIN H)	Water Pump DP835
2009 Ranger	
V6 4.0L GAS Naturally Aspirated (VIN E)	Water Pump DP973
2009 Taurus	
V6 3.5L GAS Naturally Aspirated (VIN W)	Water Pump DP858
2009 Taurus X	
V6 3.5L GAS Naturally Aspirated (VIN W)	Water Pump DP858
2008 Crown Victoria	
V8 4.6L FLEX Naturally Aspirated (VIN V)	Water Pump DP803
V8 4.6L GAS Naturally Aspirated (VIN W)	Water Pump DP803
2008 Econoline Van	
V8 4.6L GAS Naturally Aspirated (VIN W)	Water Pump DP809 ^{27,28}
V8 5.4L GAS Naturally Aspirated (VIN L)	Water Pump DP980 ^{27,28}
2008 Econoline Van Super Duty	
V10 6.8L GAS Naturally Aspirated (VIN S)	Water Pump DP833 ^{27,28}
V8 5.4L GAS Naturally Aspirated (VIN L)	Water Pump DP980 ^{27,28}
V8 6.0L DIESEL Turbocharged (VIN P)	Water Pump DP1002
2008 Edge	
V6 3.5L GAS Naturally Aspirated (VIN C)	Water Pump DP858
2008 Escape	
L4 2.3L ELECTRIC/GAS Naturally Aspirated (VIN H)	Water Pump DP1501
L4 2.3L GAS Naturally Aspirated (VIN Z)	Water Pump DP1501
V6 3.0L GAS Naturally Aspirated (VIN 1)	Water Pump DP817
2008 Expedition	
V8 5.4L GAS Naturally Aspirated (VIN 5)	Water Pump DP809 ^{27,28}
2008 Explorer	
V6 4.0L GAS Naturally Aspirated (VIN E)	Water Pump DP973
V8 4.6L GAS Naturally Aspirated (VIN 8)	Water Pump DP814 ^{27,28}

Ford	
2008 Explorer Sport Trac	
V6 4.0L GAS Naturally Aspirated (VIN E)	Water Pump DP973
V6 4.0L GAS Naturally Aspirated (VIN K)	
Water Pump	DP973
V8 4.6L GAS Naturally Aspirated (VIN 8)	
Water Pump	DP814 ^{27,28}
2008 F Series Pickup	
V6 4.2L GAS Naturally Aspirated (VIN 2)	Water Pump DP1001 ^{27,28}
V8 4.6L GAS Naturally Aspirated (VIN W)	Water Pump DP809 ^{27,28}
V8 5.4L FLEX Naturally Aspirated (VIN V)	Water Pump DP809 ^{27,28}
V8 5.4L GAS Naturally Aspirated (VIN 5)	
Water Pump	DP809 ^{27,28}
2008 F Series Pickup Super Duty	
V10 6.8L GAS Naturally Aspirated (VIN Y)	Water Pump DP833 ^{27,28}
V8 5.4L GAS Naturally Aspirated (VIN 5)	Water Pump DP809 ^{27,28}
V8 6.4L DIESEL Turbocharged (VIN R)	
Water Pump	DP1309
2008 F53	
V10 6.8L GAS Naturally Aspirated (VIN Y)	Water Pump DP833 ^{27,28}
2008 Focus	
L4 2.0L GAS Naturally Aspirated (VIN N)	Water Pump DP1501
2008 Fusion	
L4 2.3L GAS Naturally Aspirated (VIN Z)	Water Pump DP1501
V6 3.0L GAS Naturally Aspirated (VIN 1)	Water Pump DP817
2008 Mustang	
V6 4.0L GAS Naturally Aspirated (VIN N)	Water Pump DP973
V8 4.6L GAS Naturally Aspirated (VIN H)	Water Pump DP835
2008 Ranger	
V6 3.0L GAS Naturally Aspirated (VIN U)	Water Pump DP971 ^{27,28}
V6 4.0L GAS Naturally Aspirated (VIN E)	Water Pump DP973
2008 Taurus	
V6 3.5L GAS Naturally Aspirated (VIN W)	Water Pump DP858
2008 Taurus X	
V6 3.5L GAS Naturally Aspirated (VIN W)	Water Pump DP858
2007 Crown Victoria	
V8 4.6L FLEX Naturally Aspirated (VIN V)	Water Pump DP803
V8 4.6L GAS Naturally Aspirated (VIN W)	Water Pump DP803
2007 Econoline Van	
V8 4.6L GAS Naturally Aspirated (VIN W)	Water Pump DP809 ^{27,28}
V8 5.4L GAS Naturally Aspirated (VIN L)	Water Pump DP980 ^{27,28}
2007 Econoline Van Super Duty	
V10 6.8L GAS Naturally Aspirated (VIN S)	Water Pump DP833 ^{27,28}
V8 5.4L GAS Naturally Aspirated (VIN L)	Water Pump DP980 ^{27,28}
V8 6.0L DIESEL Turbocharged (VIN P)	Water Pump DP1002

Ford	
2007 Edge	
V6 3.5L GAS Naturally Aspirated (VIN C)	Water Pump DP858
2007 Escape	
L4 2.3L ELECTRIC/GAS Naturally Aspirated (VIN H)	Water Pump DP1501
L4 2.3L GAS Naturally Aspirated (VIN Z)	Water Pump DP1501
V6 3.0L GAS Naturally Aspirated (VIN 1)	Water Pump DP817
2007 Expedition	
V8 5.4L GAS Naturally Aspirated (VIN 5)	Water Pump DP809 ^{27,28}
2007 Explorer	
V6 4.0L GAS Naturally Aspirated (VIN E)	Water Pump DP973
V8 4.6L GAS Naturally Aspirated (VIN 8)	Water Pump DP814 ^{27,28}
2007 Explorer Sport Trac	
V6 4.0L GAS Naturally Aspirated (VIN K)	Water Pump DP973
V8 4.6L GAS Naturally Aspirated (VIN 8)	Water Pump DP814 ^{27,28}
2007 F Series Pickup	
V6 4.2L GAS Naturally Aspirated (VIN 2)	Water Pump DP1001 ^{27,28}
V8 4.6L GAS Naturally Aspirated (VIN W)	Water Pump DP809 ^{27,28}
V8 5.4L FLEX Naturally Aspirated (VIN V)	Water Pump DP809 ^{27,28}
V8 5.4L GAS Naturally Aspirated (VIN 5)	Water Pump DP809 ^{27,28}
2007 F Series Pickup Super Duty	
V10 6.8L GAS Naturally Aspirated (VIN Y)	Water Pump DP833 ^{27,28}
V8 5.4L GAS Naturally Aspirated (VIN 5)	Water Pump DP809 ^{27,28}
V8 6.0L DIESEL Turbocharged (VIN P)	Water Pump DP1002
2007 F53	
V10 6.8L GAS Naturally Aspirated (VIN Y)	Water Pump DP833 ^{27,28}
2007 Five Hundred	
V6 3.0L GAS Naturally Aspirated (VIN 1)	Water Pump DP1449
2007 Focus	
L4 2.0L GAS Naturally Aspirated (VIN N)	Water Pump DP1501
L4 2.3L GAS Naturally Aspirated (VIN Z)	Water Pump DP1501
2007 Freestar	
V6 3.9L GAS Naturally Aspirated (VIN 6)	Water Pump DP979
V6 4.2L GAS Naturally Aspirated (VIN 2)	Water Pump DP979
2007 Freestyle	
V6 3.0L GAS Naturally Aspirated (VIN 1)	Water Pump DP1449
2007 Fusion	
L4 2.3L GAS Naturally Aspirated (VIN Z)	Water Pump DP1501
V6 3.0L GAS Naturally Aspirated (VIN 1)	Water Pump DP817
2007 Mustang	
V6 4.0L GAS Naturally Aspirated (VIN N)	Water Pump DP973
V8 4.6L GAS Naturally Aspirated (VIN H)	Water Pump DP835

Ford		Ford		Ford	
2007 Ranger		2006 Freestar		2005 Explorer	
V6 3.0L GAS Naturally Aspirated (VIN U)		V6 4.2L GAS Naturally Aspirated (VIN 2)		V6 4.0L FLEX Naturally Aspirated (VIN K)	
Water Pump	DP971 ^{27,28}	Water Pump	DP979	Water Pump	DP973
V6 4.0L GAS Naturally Aspirated (VIN E)		2006 Freestyle		V6 4.0L GAS Naturally Aspirated (VIN E)	
Water Pump	DP973	V6 3.0L GAS Naturally Aspirated (VIN 1)		Water Pump	DP973
2007 Taurus		V6 3.0L GAS Naturally Aspirated (VIN 1)		V8 4.6L GAS Naturally Aspirated (VIN W)	
V6 3.0L GAS Naturally Aspirated (VIN U)		2006 Fusion		Water Pump	DP814 ^{27,28}
Water Pump	DP964	L4 2.3L GAS Naturally Aspirated (VIN Z)		2005 Explorer Sport Trac	
2006 Crown Victoria		Water Pump	DP1501	V6 4.0L FLEX Naturally Aspirated (VIN K)	
V8 4.6L FLEX Naturally Aspirated (VIN V)		V6 3.0L GAS Naturally Aspirated (VIN 1)		Water Pump	DP973
Water Pump	DP803	Water Pump	DP817	V6 4.0L GAS Naturally Aspirated (VIN E)	
V8 4.6L GAS Naturally Aspirated (VIN W)		2006 Mustang		Water Pump	DP973
Water Pump	DP803	V6 4.0L GAS Naturally Aspirated (VIN N)		2005 F Series Pickup	
2006 Econoline Van		Water Pump	DP973	V6 4.2L GAS Naturally Aspirated (VIN 2)	
V8 4.6L GAS Naturally Aspirated (VIN W)		V8 4.6L GAS Naturally Aspirated (VIN H)		Water Pump	DP1001 ^{27,28}
Water Pump	DP980 ^{27,28}	Water Pump	DP835	V8 4.6L GAS Naturally Aspirated (VIN W)	
V8 5.4L GAS Naturally Aspirated (VIN L)		2006 Ranger		Water Pump	DP980 ^{27,28}
Water Pump	DP980 ^{27,28}	V6 3.0L GAS Naturally Aspirated (VIN U)		V8 5.4L GAS Naturally Aspirated (VIN 5)	
2006 Econoline Van Super Duty		Water Pump	DP971 ^{27,28}	Water Pump	DP980 ^{27,28}
V10 6.8L GAS Naturally Aspirated (VIN S)		V6 4.0L GAS Naturally Aspirated (VIN E)		2005 F Series Pickup Super Duty	
Water Pump	DP833 ^{27,28}	Water Pump	DP973	V10 6.8L GAS Naturally Aspirated (VIN Y)	
V8 5.4L GAS Naturally Aspirated (VIN L)		2006 Taurus		Water Pump	DP833 ^{27,28}
Water Pump	DP980 ^{27,28}	V6 3.0L FLEX Naturally Aspirated (VIN 2)		V8 5.4L GAS Naturally Aspirated (VIN 5)	
V8 6.0L DIESEL Turbocharged (VIN P)		Water Pump	DP964	Water Pump	DP809 ^{27,28}
Water Pump	DP1002	V6 3.0L GAS Naturally Aspirated (VIN U)		V8 6.0L DIESEL Turbocharged (VIN P)	
2006 Escape		Water Pump	DP964	Water Pump	DP1002
L4 2.3L ELECTRIC/GAS Naturally Aspirated (VIN H)		2005 Crown Victoria		2005 Five Hundred	
Water Pump	DP1501	V8 4.6L CNG Naturally Aspirated (VIN 9)		V6 3.0L GAS Naturally Aspirated (VIN 1)	
L4 2.3L GAS Naturally Aspirated (VIN Z)		Water Pump	DP803	Water Pump	DP1449
Water Pump	DP1501	V8 4.6L GAS Naturally Aspirated (VIN W)		2005 Focus	
2006 Expedition		Water Pump	DP803	L4 2.0L GAS Naturally Aspirated (VIN N)	
V8 5.4L GAS Naturally Aspirated (VIN 5)		2005 Econoline Van		Water Pump	DP1501
Water Pump	DP980 ^{27,28}	V10 6.8L GAS Naturally Aspirated (VIN S)		L4 2.3L GAS Naturally Aspirated (VIN Z)	
2006 Explorer		Water Pump	DP833 ^{27,28}	Water Pump	DP1501
V6 4.0L GAS Naturally Aspirated (VIN E)		V8 4.6L GAS Naturally Aspirated (VIN W)		2005 Freestar	
Water Pump	DP973	Water Pump	DP980 ^{27,28}	V6 3.9L GAS Naturally Aspirated (VIN 6)	
V8 4.6L GAS Naturally Aspirated (VIN 8)		V8 5.4L CNG Naturally Aspirated (VIN M)		Water Pump	DP979
Water Pump	DP814 ^{27,28}	Water Pump	DP980 ^{27,28}	V6 4.2L GAS Naturally Aspirated (VIN 2)	
2006 F Series Pickup		V8 5.4L GAS Naturally Aspirated (VIN L)		Water Pump	DP979
V6 4.2L GAS Naturally Aspirated (VIN 2)		Water Pump	DP980 ^{27,28}	2005 Freestyle	
Water Pump	DP1001 ^{27,28}	V8 6.0L DIESEL Turbocharged (VIN P)		V6 3.0L GAS Naturally Aspirated (VIN 1)	
V8 4.6L GAS Naturally Aspirated (VIN W)		Water Pump	DP1002	Water Pump	DP1449
Water Pump	DP980 ^{27,28}	2005 Econoline Van Super Duty		2005 Mustang	
V8 5.4L FLEX Naturally Aspirated (VIN V)		V10 6.8L GAS Naturally Aspirated (VIN S)		V6 4.0L GAS Naturally Aspirated	
Water Pump	DP809 ^{27,28}	Water Pump	DP833 ^{27,28}	Water Pump	DP973
V8 5.4L GAS Naturally Aspirated (VIN 5)		V8 5.4L CNG Naturally Aspirated (VIN M)		V8 4.6L GAS Naturally Aspirated	
Water Pump	DP980 ^{27,28}	Water Pump	DP980 ^{27,28}	Water Pump	DP835
2006 F Series Pickup Super Duty		V8 5.4L GAS Naturally Aspirated (VIN L)		2005 Ranger	
V10 6.8L GAS Naturally Aspirated (VIN Y)		Water Pump	DP980 ^{27,28}	V6 3.0L GAS Naturally Aspirated (VIN U)	
Water Pump	DP833 ^{27,28}	V8 6.0L DIESEL Turbocharged (VIN P)		Water Pump	DP971 ^{27,28}
V8 5.4L GAS Naturally Aspirated (VIN 5)		Water Pump	DP1002	V6 4.0L GAS Naturally Aspirated (VIN E)	
Water Pump	DP809 ^{27,28}	2005 Escape		Water Pump	DP973
V8 6.0L DIESEL Turbocharged (VIN P)		L4 2.3L ELECTRIC/GAS Naturally Aspirated		2005 Taurus	
Water Pump	DP1002	L4 2.3L GAS Naturally Aspirated (VIN Z)		V6 3.0L FLEX Naturally Aspirated (VIN 2)	
2006 F53		Water Pump	DP1501	Water Pump	DP964
V10 6.8L GAS Naturally Aspirated (VIN Y)		Water Pump	DP1501	V6 3.0L GAS Naturally Aspirated (VIN U)	
Water Pump	DP833 ^{27,28}	2005 Excursion		Water Pump	DP964
2006 Five Hundred		V10 6.8L GAS Naturally Aspirated (VIN S)		2005 Thunderbird	
V6 3.0L GAS Naturally Aspirated (VIN 1)		Water Pump	DP833 ^{27,28}	V8 3.9L GAS Naturally Aspirated (VIN A)	
Water Pump	DP1449	V8 5.4L GAS Naturally Aspirated (VIN L)		Water Pump	DP804
2006 Focus		Water Pump	DP980 ^{27,28}	2004 Crown Victoria	
L4 2.0L GAS Naturally Aspirated (VIN N)		V8 6.0L DIESEL Turbocharged (VIN P)		V8 4.6L CNG Naturally Aspirated (VIN 9)	
Water Pump	DP1501	Water Pump	DP1002	Water Pump	DP803
L4 2.3L GAS Naturally Aspirated (VIN Z)		2005 Expedition		V8 4.6L GAS Naturally Aspirated (VIN W)	
Water Pump	DP1501	V8 5.4L GAS Naturally Aspirated (VIN 5)		Water Pump	DP803
2006 Freestar		Water Pump	DP980 ^{27,28}	2004 Econoline Van	
V6 3.9L GAS Naturally Aspirated (VIN 6)		V8 4.6L GAS Naturally Aspirated (VIN W)		V8 4.6L GAS Naturally Aspirated (VIN W)	
Water Pump	DP979	Water Pump	DP980 ^{27,28}	Water Pump	DP980 ^{27,28}

Ford	
2004 Econoline Van	
V8 5.4L CNG Naturally Aspirated (VIN M)	Water Pump DP980 ^{27,28}
V8 5.4L GAS Naturally Aspirated (VIN L)	Water Pump DP980 ^{27,28}
V8 6.0L DIESEL Turbocharged (VIN P)	Water Pump DP1002
2004 Econoline Van Super Duty	
V10 6.8L GAS Naturally Aspirated (VIN S)	Water Pump DP833 ^{27,28}
V8 5.4L CNG Naturally Aspirated (VIN M)	Water Pump DP980 ^{27,28}
V8 5.4L GAS Naturally Aspirated (VIN L)	Water Pump DP980 ^{27,28}
V8 6.0L DIESEL Turbocharged (VIN P)	Water Pump DP1002
2004 Escape	
L4 2.0L GAS Naturally Aspirated (VIN B)	Water Pump DP902 ⁹
2004 Excursion	
V10 6.8L GAS Naturally Aspirated (VIN S)	Water Pump DP833 ^{27,28}
V8 5.4L GAS Naturally Aspirated (VIN L)	Water Pump DP980 ^{27,28}
2004 Expedition	
V8 4.6L GAS Naturally Aspirated (VIN W)	Water Pump DP980 ^{27,28}
V8 5.4L GAS Naturally Aspirated (VIN L)	Water Pump DP980 ^{27,28}
2004 Explorer	
V6 4.0L FLEX Naturally Aspirated (VIN K)	Water Pump DP973
V6 4.0L GAS Naturally Aspirated (VIN E)	Water Pump DP973
V8 4.6L GAS Naturally Aspirated (VIN W)	Water Pump DP814 ^{27,28}
2004 Explorer Sport Trac	
V6 4.0L FLEX Naturally Aspirated (VIN K)	Water Pump DP973
V6 4.0L GAS Naturally Aspirated (VIN E)	Water Pump DP973
2004 F Series Pickup	
V8 4.6L GAS Naturally Aspirated (VIN W)	Water Pump DP980 ^{27,28}
V8 5.4L GAS Naturally Aspirated (VIN 5)	Water Pump DP980 ^{27,28}
2004 F Series Pickup Super Duty	
V10 6.8L GAS Naturally Aspirated (VIN S)	Water Pump DP833 ^{27,28}
V8 5.4L GAS Naturally Aspirated (VIN L)	Water Pump DP980 ^{27,28}
V8 6.0L DIESEL Turbocharged (VIN P)	Mfg. From 9/23/2003 DP1002
2004 F-150 Heritage	
V6 4.2L GAS Naturally Aspirated (VIN 2)	Water Pump DP1001 ^{27,28}
V8 4.6L GAS Naturally Aspirated (VIN W)	Water Pump DP980 ^{27,28}
V8 5.4L BI-FUEL Naturally Aspirated (VIN Z)	Water Pump DP809 ^{27,28}
V8 5.4L CNG Naturally Aspirated (VIN M)	Water Pump DP809 ^{27,28}
2004 F53	
V10 6.8L GAS Naturally Aspirated (VIN S)	Water Pump DP833 ^{27,28}
2004 Focus	
L4 2.3L GAS Naturally Aspirated (VIN Z)	Water Pump DP1501

Ford	
2004 Freestar	
V6 3.9L GAS Naturally Aspirated (VIN 6)	Water Pump DP979
V6 4.2L GAS Naturally Aspirated (VIN 2)	Water Pump DP979
2004 Mustang	
V6 3.8L GAS Naturally Aspirated (VIN 4)	Water Pump DP1314
V6 3.9L GAS Naturally Aspirated (VIN 6)	Water Pump DP1314
V8 4.6L GAS Naturally Aspirated (VIN R)	Water Pump DP993
V8 4.6L GAS Naturally Aspirated (VIN X)	Water Pump DP993
2004 Ranger	
V6 3.0L FLEX Naturally Aspirated (VIN V)	Water Pump DP971 ^{27,28}
V6 3.0L GAS Naturally Aspirated (VIN U)	Water Pump DP971 ^{27,28}
V6 4.0L GAS Naturally Aspirated (VIN E)	Water Pump DP973
2004 Taurus	
V6 3.0L FLEX Naturally Aspirated (VIN 2)	Water Pump DP964
V6 3.0L GAS Naturally Aspirated (VIN U)	Water Pump DP964
2004 Thunderbird	
V8 3.9L GAS Naturally Aspirated (VIN A)	Water Pump DP804
2003 Crown Victoria	
V8 4.6L CNG Naturally Aspirated (VIN 9)	Water Pump DP803
V8 4.6L GAS Naturally Aspirated (VIN W)	Water Pump DP803
2003 Econoline Van	
V10 6.8L GAS Naturally Aspirated (VIN S)	Water Pump DP833 ^{27,28}
V6 4.2L GAS Naturally Aspirated (VIN 2)	Water Pump DP1001 ^{27,28}
V8 4.6L GAS Naturally Aspirated (VIN W)	Water Pump DP980 ^{27,28}
V8 5.4L CNG Naturally Aspirated (VIN M)	Water Pump DP980 ^{27,28}
V8 5.4L GAS Naturally Aspirated (VIN L)	Water Pump DP980 ^{27,28}
V8 7.3L DIESEL Turbocharged (VIN F)	Water Pump DP976 ^{27,28}
2003 Econoline Van Super Duty	
V10 6.8L GAS Naturally Aspirated (VIN S)	Water Pump DP833 ^{27,28}
V8 5.4L CNG Naturally Aspirated (VIN L)	Water Pump DP980 ^{27,28}
V8 5.4L CNG Naturally Aspirated (VIN M)	Water Pump DP980 ^{27,28}
V8 5.4L GAS Naturally Aspirated (VIN L)	Water Pump DP980 ^{27,28}
V8 7.3L DIESEL Turbocharged (VIN F)	Water Pump DP976 ^{27,28}
2003 Escape	
L4 2.0L GAS Naturally Aspirated (VIN B)	Water Pump DP902 ⁹
V6 3.0L GAS Naturally Aspirated (VIN 1)	Mfg. To 04/03 DP297
2003 Escort	
L4 2.0L GAS Naturally Aspirated (VIN 3)	Water Pump DP902 ⁹
2003 Excursion	
V10 6.8L GAS Naturally Aspirated (VIN S)	Water Pump DP833 ^{27,28}

Ford	
2003 Excursion	
V8 5.4L GAS Naturally Aspirated (VIN L)	Water Pump DP980 ^{27,28}
V8 7.3L DIESEL Turbocharged (VIN F)	Water Pump DP976 ^{27,28}
2003 Expedition	
V8 4.6L GAS Naturally Aspirated (VIN W)	Water Pump DP980 ^{27,28}
V8 5.4L GAS Naturally Aspirated (VIN L)	Water Pump DP980 ^{27,28}
2003 Explorer	
V6 4.0L FLEX Naturally Aspirated (VIN K)	Water Pump DP973
V6 4.0L GAS Naturally Aspirated (VIN E)	Water Pump DP973
V8 4.6L GAS Naturally Aspirated (VIN W)	Water Pump DP814 ^{27,28}
2003 Explorer Sport Trac	
V6 4.0L GAS Naturally Aspirated (VIN E)	Water Pump DP973
2003 F Series Pickup	
V6 4.2L GAS Naturally Aspirated (VIN 2)	Water Pump DP1001 ^{27,28}
V8 4.6L GAS Naturally Aspirated (VIN 6)	Water Pump DP980 ^{27,28}
V8 4.6L GAS Naturally Aspirated (VIN W)	Water Pump DP980 ^{27,28}
V8 5.4L BI-FUEL Naturally Aspirated (VIN Z)	Water Pump DP980 ^{27,28}
V8 5.4L CNG Naturally Aspirated (VIN M)	Water Pump DP980 ^{27,28}
V8 5.4L GAS Naturally Aspirated (VIN L)	Water Pump DP980 ^{27,28}
V8 5.4L GAS Supercharged (VIN 3)	Water Pump DP980 ^{27,28}
2003 F Series Pickup Super Duty	
V10 6.8L GAS Naturally Aspirated (VIN S)	Water Pump DP833 ^{27,28}
V8 5.4L GAS Naturally Aspirated (VIN L)	Water Pump DP980 ^{27,28}
V8 7.3L DIESEL Turbocharged (VIN F)	Water Pump DP976 ^{27,28}
2003 F53	
V10 6.8L GAS Naturally Aspirated (VIN S)	Water Pump DP833 ^{27,28}
2003 Focus	
L4 2.3L GAS Naturally Aspirated (VIN Z)	Water Pump DP1501
2003 Mustang	
V6 3.8L GAS Naturally Aspirated (VIN 4)	Water Pump DP1314
V8 4.6L GAS Naturally Aspirated (VIN R)	Water Pump DP993
V8 4.6L GAS Naturally Aspirated (VIN X)	Water Pump DP993
2003 Ranger	
V6 3.0L FLEX Naturally Aspirated (VIN V)	Water Pump DP971 ^{27,28}
V6 3.0L GAS Naturally Aspirated (VIN U)	Water Pump DP971 ^{27,28}
V6 4.0L GAS Naturally Aspirated (VIN E)	Water Pump DP973
2003 Taurus	
V6 3.0L FLEX Naturally Aspirated (VIN 2)	Water Pump DP964
V6 3.0L GAS Naturally Aspirated (VIN U)	Water Pump DP964

Ford		Ford		Ford	
2003 Thunderbird		2002 F Series Pickup		2001 Econoline Van Super Duty	
V8 3.9L GAS Naturally Aspirated (VIN A)		V8 4.6L GAS Naturally Aspirated (VIN W)		V8 5.4L GAS Naturally Aspirated (VIN L)	
Water Pump DP804		Water Pump DP980 ^{27,28}		Water Pump DP980 ^{27,28}	
2003 Windstar		V8 5.4L BI-FUEL Naturally Aspirated (VIN Z)		V8 7.3L DIESEL Turbocharged (VIN F)	
V6 3.8L GAS Naturally Aspirated (VIN 4)		Water Pump DP980 ^{27,28}		Water Pump DP976 ^{27,28}	
Water Pump DP979		V8 5.4L CNG Naturally Aspirated (VIN M)		2001 Escape	
2002 Crown Victoria		V8 5.4L GAS Naturally Aspirated (VIN L)		L4 2.0L GAS Naturally Aspirated (VIN B)	
V8 4.6L CNG Naturally Aspirated (VIN 9)		Water Pump DP980 ^{27,28}		Water Pump DP902 ⁹	
Water Pump DP993		V8 5.4L GAS Naturally Aspirated (VIN L)		V6 3.0L GAS Naturally Aspirated (VIN 1)	
V8 4.6L GAS Naturally Aspirated (VIN W)		Water Pump DP980 ^{27,28}		Mfg. To 04/03 DP297	
Water Pump DP993		V8 5.4L GAS Supercharged (VIN 3)		2001 Escort	
2002 Econoline Van		Water Pump DP980 ^{27,28}		L4 2.0L GAS Naturally Aspirated (VIN 3)	
V10 6.8L GAS Naturally Aspirated (VIN S)		2002 F Series Pickup Super Duty		Water Pump DP902	
Water Pump DP833 ^{27,28}		V10 6.8L GAS Naturally Aspirated (VIN S)		2001 Excursion	
V6 4.2L GAS Naturally Aspirated (VIN 2)		Water Pump DP833 ^{27,28}		V10 6.8L GAS Naturally Aspirated (VIN S)	
Water Pump DP1001 ^{27,28}		V8 5.4L GAS Naturally Aspirated (VIN L)		Water Pump DP833 ^{27,28}	
V8 4.6L GAS Naturally Aspirated (VIN W)		Water Pump DP980 ^{27,28}		V8 5.4L GAS Naturally Aspirated (VIN L)	
Water Pump DP980 ^{27,28}		V8 7.3L DIESEL Turbocharged (VIN F)		Water Pump DP980 ^{27,28}	
V8 5.4L CNG Naturally Aspirated (VIN M)		Water Pump DP976 ^{27,28}		V8 7.3L DIESEL Turbocharged (VIN F)	
Water Pump DP980 ^{27,28}		2002 F53		Water Pump DP976 ^{27,28}	
V8 5.4L GAS Naturally Aspirated (VIN L)		V10 6.8L GAS Naturally Aspirated (VIN S)		2001 Expedition	
Water Pump DP980 ^{27,28}		Water Pump DP833 ^{27,28}		V8 4.6L GAS Naturally Aspirated (VIN W)	
V8 7.3L DIESEL Turbocharged (VIN F)		2002 Mustang		Water Pump DP980 ^{27,28}	
Water Pump DP976 ^{27,28}		V6 3.8L GAS Naturally Aspirated (VIN 4)		V8 5.4L GAS Naturally Aspirated (VIN L)	
2002 Econoline Van Super Duty		Water Pump DP1314		Water Pump DP980 ^{27,28}	
V10 6.8L GAS Naturally Aspirated (VIN S)		V8 4.6L GAS Naturally Aspirated (VIN X)		2001 Explorer	
Water Pump DP833 ^{27,28}		Water Pump DP993		V6 4.0L GAS Naturally Aspirated (VIN E)	
V8 5.4L CNG Naturally Aspirated (VIN M)		2002 Ranger		Water Pump DP973	
Water Pump DP980 ^{27,28}		V6 3.0L FLEX Naturally Aspirated (VIN V)		V8 5.0L GAS Naturally Aspirated (VIN P)	
V8 5.4L GAS Naturally Aspirated (VIN L)		Water Pump DP971 ^{27,28}		Water Pump DP1006 ^{27,28}	
Water Pump DP980 ^{27,28}		V6 3.0L GAS Naturally Aspirated (VIN U)		2001 Explorer Sport Trac	
V8 7.3L DIESEL Turbocharged (VIN F)		Water Pump DP971 ^{27,28}		V6 4.0L GAS Naturally Aspirated (VIN E)	
Water Pump DP976 ^{27,28}		V6 4.0L GAS Naturally Aspirated (VIN E)		Water Pump DP973	
2002 Escape		Water Pump DP973		2001 F Series Pickup	
L4 2.0L GAS Naturally Aspirated (VIN B)		2002 Taurus		V6 4.2L GAS Naturally Aspirated (VIN 2)	
Water Pump DP902 ⁹		V6 3.0L FLEX Naturally Aspirated (VIN 2)		Water Pump DP1001 ^{27,28}	
V6 3.0L GAS Naturally Aspirated (VIN 1)		Water Pump DP964		V8 4.6L GAS Naturally Aspirated (VIN W)	
Mfg. To 04/03 DP297		V6 3.0L GAS Naturally Aspirated (VIN U)		Water Pump DP980 ^{27,28}	
2002 Escort		Water Pump DP964		V8 5.4L BI-FUEL Naturally Aspirated (VIN Z)	
L4 2.0L GAS Naturally Aspirated (VIN 3)		2002 Thunderbird		Water Pump DP980 ^{27,28}	
Water Pump DP902		V8 3.9L GAS Naturally Aspirated (VIN A)		V8 5.4L CNG Naturally Aspirated (VIN M)	
2002 Excursion		Water Pump DP804		Water Pump DP980 ^{27,28}	
V10 6.8L GAS Naturally Aspirated (VIN S)		2002 Windstar		V8 5.4L GAS Naturally Aspirated (VIN L)	
Water Pump DP833 ^{27,28}		V6 3.8L GAS Naturally Aspirated (VIN 4)		Water Pump DP980 ^{27,28}	
V8 5.4L GAS Naturally Aspirated (VIN L)		Water Pump DP979		V8 5.4L GAS Supercharged (VIN 3)	
Water Pump DP980 ^{27,28}		2001 Crown Victoria		Water Pump DP980 ^{27,28}	
V8 7.3L DIESEL Turbocharged (VIN F)		V8 4.6L CNG Naturally Aspirated (VIN 9)		Water Pump DP980 ^{27,28}	
Water Pump DP976 ^{27,28}		Water Pump DP993		2001 F Series Pickup Super Duty	
2002 Expedition		V8 4.6L GAS Naturally Aspirated (VIN W)		V10 6.8L GAS Naturally Aspirated (VIN S)	
V8 4.6L GAS Naturally Aspirated (VIN W)		Water Pump DP993		Water Pump DP833 ^{27,28}	
Water Pump DP980 ^{27,28}		2001 Econoline Van		V8 5.4L GAS Naturally Aspirated (VIN L)	
V8 5.4L GAS Naturally Aspirated (VIN L)		V10 6.8L GAS Naturally Aspirated (VIN S)		Water Pump DP980 ^{27,28}	
Water Pump DP980 ^{27,28}		V6 4.2L GAS Naturally Aspirated (VIN 2)		V8 7.3L DIESEL Turbocharged (VIN F)	
2002 Explorer		Water Pump DP1001 ^{27,28}		Water Pump DP976 ^{27,28}	
V6 4.0L FLEX Naturally Aspirated (VIN K)		V8 4.6L GAS Naturally Aspirated (VIN W)		2001 F53	
Water Pump DP973		Water Pump DP980 ^{27,28}		V10 6.8L GAS Naturally Aspirated (VIN S)	
V6 4.0L GAS Naturally Aspirated (VIN E)		V8 5.4L CNG Naturally Aspirated (VIN M)		Water Pump DP833 ^{27,28}	
Water Pump DP973		V8 5.4L GAS Naturally Aspirated (VIN L)		2001 Focus	
V8 4.6L GAS Naturally Aspirated (VIN W)		Water Pump DP980 ^{27,28}		L4 2.0L GAS Naturally Aspirated (VIN 3)	
Water Pump DP814 ^{27,28}		V8 7.3L DIESEL Turbocharged (VIN F)		Water Pump DP902	
2002 Explorer Sport Trac		Water Pump DP980 ^{27,28}		2001 Mustang	
V6 4.0L GAS Naturally Aspirated (VIN E)		2001 Econoline Van Super Duty		V6 3.8L GAS Naturally Aspirated (VIN 4)	
Water Pump DP973		V10 6.8L GAS Naturally Aspirated (VIN S)		Water Pump DP1314	
2002 F Series Pickup		V10 6.8L GAS Naturally Aspirated (VIN S)		V8 4.6L GAS Naturally Aspirated (VIN V)	
V6 4.2L GAS Naturally Aspirated (VIN 2)		Water Pump DP833 ^{27,28}		Water Pump DP993	
Water Pump DP1001 ^{27,28}		V8 5.4L CNG Naturally Aspirated (VIN M)		V8 4.6L GAS Naturally Aspirated (VIN X)	
V8 4.6L GAS Naturally Aspirated (VIN 6)		Water Pump DP980 ^{27,28}		Water Pump DP993	
Water Pump DP980 ^{27,28}		Water Pump DP980 ^{27,28}			

Ford		Ford		Ford	
2001 Ranger		2000 Explorer		1999 Econoline Van	
L4 2.5L GAS Naturally Aspirated (VIN C)		V6 4.0L GAS Naturally Aspirated (VIN E)		V8 4.6L GAS Naturally Aspirated (VIN 6)	
Water Pump	DP903	Water Pump	DP973	Water Pump	DP980 ^{27,28}
V6 3.0L FLEX Naturally Aspirated (VIN V)		V8 5.0L GAS Naturally Aspirated (VIN P)		V8 4.6L GAS Naturally Aspirated (VIN W)	
Water Pump	DP971 ^{27,28}	Water Pump	DP1006 ^{27,28}	Water Pump	DP980 ^{27,28}
V6 3.0L GAS Naturally Aspirated (VIN U)		2000 F Series Pickup		V8 5.4L BI-FUEL Naturally Aspirated (VIN Z)	
Water Pump	DP971 ^{27,28}	V6 4.2L GAS Naturally Aspirated (VIN 2)		Water Pump	DP980 ^{27,28}
V6 4.0L GAS Naturally Aspirated (VIN E)		Water Pump	DP1001 ^{27,28}	V8 5.4L CNG Naturally Aspirated (VIN M)	
Water Pump	DP973	V8 4.6L GAS Naturally Aspirated (VIN W)		Water Pump	DP980 ^{27,28}
2001 Taurus		Water Pump	DP980 ^{27,28}	V8 5.4L GAS Naturally Aspirated (VIN L)	
V6 3.0L FLEX Naturally Aspirated (VIN 2)		V8 5.4L BI-FUEL Naturally Aspirated (VIN Z)		Water Pump	DP980 ^{27,28}
Water Pump	DP964	Water Pump	DP980 ^{27,28}	V8 7.3L DIESEL Turbocharged (VIN F)	
V6 3.0L GAS Naturally Aspirated (VIN U)		V8 5.4L CNG Naturally Aspirated (VIN M)		Water Pump	DP976 ^{27,28}
Water Pump	DP964	Water Pump	DP980 ^{27,28}	1999 Econoline Van Super Duty	
2001 Windstar		V8 5.4L GAS Naturally Aspirated (VIN L)		V10 6.8L GAS Naturally Aspirated (VIN S)	
V6 3.8L GAS Naturally Aspirated (VIN 4)		Water Pump	DP980 ^{27,28}	Water Pump	DP833 ^{27,28}
Water Pump	DP979	V8 5.4L GAS Supercharged (VIN 3)		V8 5.4L BI-FUEL Naturally Aspirated (VIN Z)	
2000 Contour		Water Pump	DP980 ^{27,28}	Water Pump	DP980 ^{27,28}
L4 2.0L BI-FUEL Naturally Aspirated (VIN Z)		2000 F Series Pickup Super Duty		V8 5.4L CNG Naturally Aspirated (VIN M)	
Water Pump	DP902	V10 6.8L GAS Naturally Aspirated (VIN S)		Water Pump	DP980 ^{27,28}
L4 2.0L GAS Naturally Aspirated (VIN 3)		Water Pump	DP833 ^{27,28}	V8 5.4L GAS Naturally Aspirated (VIN L)	
Water Pump	DP902 ⁹	V8 5.4L GAS Naturally Aspirated (VIN L)		Water Pump	DP980 ^{27,28}
V6 2.5L GAS Naturally Aspirated (VIN G)		Water Pump	DP980 ^{27,28}	V8 7.3L DIESEL Turbocharged (VIN F)	
Water Pump	DP297	Water Pump	DP976 ^{27,28}	Water Pump	DP976 ^{27,28}
V6 2.5L GAS Naturally Aspirated (VIN L)		2000 F53		1999 Expedition	
Water Pump	DP297	V10 6.8L GAS Naturally Aspirated (VIN S)		V8 4.6L GAS Naturally Aspirated (VIN 6)	
2000 Crown Victoria		Water Pump	DP833 ^{27,28}	Water Pump	DP980 ^{27,28}
V8 4.6L CNG Naturally Aspirated (VIN 9)		2000 Mustang		V8 4.6L GAS Naturally Aspirated (VIN W)	
Water Pump	DP993	V6 3.8L GAS Naturally Aspirated (VIN 4)		Water Pump	DP980 ^{27,28}
V8 4.6L GAS Naturally Aspirated (VIN W)		Water Pump	DP1314	V8 5.4L GAS Naturally Aspirated (VIN L)	
Water Pump	DP993	V8 4.6L GAS Naturally Aspirated (VIN X)		Water Pump	DP980 ^{27,28}
2000 Econoline Van		Water Pump	DP835	1999 Explorer	
V10 6.8L GAS Naturally Aspirated (VIN S)		2000 Ranger		V6 4.0L GAS Naturally Aspirated (VIN E)	
Water Pump	DP833 ^{27,28}	L4 2.5L GAS Naturally Aspirated (VIN C)		Water Pump	DP973
V6 4.2L GAS Naturally Aspirated (VIN 2)		Water Pump	DP903	V8 5.0L GAS Naturally Aspirated (VIN P)	
Water Pump	DP1001 ^{27,28}	V6 3.0L FLEX Naturally Aspirated (VIN V)		Water Pump	DP1006 ^{27,28}
V8 4.6L GAS Naturally Aspirated (VIN W)		Water Pump	DP971 ^{27,28}	1999 F Series Pickup	
Water Pump	DP980 ^{27,28}	V6 3.0L GAS Naturally Aspirated (VIN U)		V6 4.2L GAS Naturally Aspirated (VIN 2)	
V8 5.4L CNG Naturally Aspirated (VIN M)		Water Pump	DP971 ^{27,28}	Water Pump	DP1001 ^{27,28}
Water Pump	DP980 ^{27,28}	V6 4.0L GAS Naturally Aspirated (VIN X)		V8 4.6L GAS Naturally Aspirated (VIN 6)	
V8 5.4L GAS Naturally Aspirated (VIN L)		Water Pump	DP974 ^{27,28}	Water Pump	DP980 ^{27,28}
Water Pump	DP980 ^{27,28}	2000 Taurus		V8 4.6L GAS Naturally Aspirated (VIN W)	
V8 7.3L DIESEL Turbocharged (VIN F)		V6 3.0L GAS Naturally Aspirated (VIN U)		Water Pump	DP980 ^{27,28}
Water Pump	DP976 ^{27,28}	Water Pump	DP964	V8 5.4L BI-FUEL Naturally Aspirated (VIN Z)	
2000 Econoline Van Super Duty		2000 Windstar		Water Pump	DP980 ^{27,28}
V10 6.8L GAS Naturally Aspirated (VIN S)		V6 3.0L GAS Naturally Aspirated (VIN U)		V8 5.4L CNG Naturally Aspirated (VIN M)	
Water Pump	DP833 ^{27,28}	Water Pump	DP964	Water Pump	DP980 ^{27,28}
V8 5.4L CNG Naturally Aspirated (VIN M)		V6 3.8L GAS Naturally Aspirated (VIN 4)		V8 5.4L GAS Naturally Aspirated (VIN L)	
Water Pump	DP980 ^{27,28}	Water Pump	DP979	Water Pump	DP980 ^{27,28}
V8 5.4L GAS Naturally Aspirated (VIN L)		1999 Contour		V8 5.4L GAS Supercharged (VIN 3)	
Water Pump	DP980 ^{27,28}	L4 2.0L BI-FUEL Naturally Aspirated (VIN Z)		Water Pump	DP980 ^{27,28}
V8 7.3L DIESEL Turbocharged (VIN F)		Water Pump	DP902	1999 F Series Pickup Super Duty	
Water Pump	DP976 ^{27,28}	L4 2.0L GAS Naturally Aspirated (VIN 3)		V10 6.8L GAS Naturally Aspirated (VIN S)	
2000 Excursion		Water Pump	DP902 ⁹	Water Pump	DP833 ^{27,28}
V10 6.8L GAS Naturally Aspirated (VIN S)		V6 2.5L GAS Naturally Aspirated (VIN G)		V8 5.4L GAS Naturally Aspirated (VIN L)	
Water Pump	DP833 ^{27,28}	Water Pump	DP902	Water Pump	DP980 ^{27,28}
V8 5.4L GAS Naturally Aspirated (VIN L)		1999 Crown Victoria		V8 7.3L DIESEL Turbocharged (VIN F)	
Water Pump	DP980 ^{27,28}	V8 4.6L CNG Naturally Aspirated (VIN 9)		Water Pump	DP976 ^{27,28}
V8 7.3L DIESEL Turbocharged (VIN F)		Water Pump	DP993	1999 F53	
Water Pump	DP976 ^{27,28}	V8 4.6L GAS Naturally Aspirated (VIN W)		V10 6.8L GAS Naturally Aspirated (VIN S)	
2000 Expedition		Water Pump	DP993	Water Pump	DP833 ^{27,28}
V8 4.6L GAS Naturally Aspirated (VIN 6)		1999 Econoline Van		1999 Mustang	
Water Pump	DP980 ^{27,28}	V10 6.8L GAS Naturally Aspirated (VIN S)		V6 3.8L GAS Naturally Aspirated (VIN 4)	
V8 4.6L GAS Naturally Aspirated (VIN W)		Water Pump	DP833 ^{27,28}	Water Pump	DP1314
Water Pump	DP980 ^{27,28}	V6 4.2L GAS Naturally Aspirated (VIN 2)		V8 4.6L GAS Naturally Aspirated (VIN V)	
V8 5.4L GAS Naturally Aspirated (VIN L)		Water Pump	DP1001 ^{27,28}	Water Pump	DP993
Water Pump	DP980 ^{27,28}				

Ford		Ford		Ford	
1999 Mustang		1998 F Series Pickup		1997 Econoline Van	
V8 4.6L GAS Naturally Aspirated (VIN X)		V8 4.6L GAS Naturally Aspirated (VIN 6)		V8 7.3L DIESEL Turbocharged (VIN F)	
Water Pump	DP993	Water Pump	DP980 ^{27,28}	Water Pump	DP976 ^{27,28}
1999 Ranger		V8 4.6L GAS Naturally Aspirated (VIN W)		1997 Econoline Van Super Duty	
L4 2.5L GAS Naturally Aspirated (VIN C)		V8 5.4L BI-FUEL Naturally Aspirated (VIN Z)		V10 6.8L GAS Naturally Aspirated (VIN S)	
Water Pump	DP903	Water Pump	DP980 ^{27,28}	Water Pump	DP833 ^{27,28}
V6 3.0L FLEX Naturally Aspirated (VIN V)		V8 5.4L CNG Naturally Aspirated (VIN M)		V8 5.4L GAS Naturally Aspirated (VIN L)	
Water Pump	DP971 ^{27,28}	Water Pump	DP980 ^{27,28}	Water Pump	DP980 ^{27,28}
V6 3.0L GAS Naturally Aspirated (VIN U)		V8 5.4L GAS Naturally Aspirated (VIN L)		V8 7.3L DIESEL Turbocharged (VIN F)	
Water Pump	DP971 ^{27,28}	Water Pump	DP980 ^{27,28}	Water Pump	DP976 ^{27,28}
V6 4.0L GAS Naturally Aspirated (VIN X)		1998 Mustang		1997 Escort	
Water Pump	DP974 ^{27,28}	V6 3.8L GAS Naturally Aspirated (VIN 4)		L4 2.0L GAS Naturally Aspirated (VIN P)	
1999 Taurus		V8 4.6L GAS Naturally Aspirated (VIN V)		Water Pump	DP907 ^{11,9}
V6 3.0L GAS Naturally Aspirated (VIN U)		V8 4.6L GAS Naturally Aspirated (VIN X)		1997 Expedition	
Water Pump	DP964	1998 Ranger		V8 4.6L GAS Naturally Aspirated (VIN 6)	
1999 Windstar		L4 2.5L GAS Naturally Aspirated (VIN C)		Water Pump	DP980 ^{27,28}
V6 3.0L GAS Naturally Aspirated (VIN U)		V6 3.0L GAS Naturally Aspirated (VIN U)		V8 4.6L GAS Naturally Aspirated (VIN W)	
Water Pump	DP964	V6 4.0L GAS Naturally Aspirated (VIN X)		Water Pump	DP980 ^{27,28}
V6 3.8L GAS Naturally Aspirated (VIN 4)		1998 Taurus		V8 5.4L GAS Naturally Aspirated (VIN L)	
Water Pump	DP979	V6 3.0L FLEX Naturally Aspirated (VIN 2)		Water Pump	DP980 ^{27,28}
1998 Contour		V6 3.0L GAS Naturally Aspirated (VIN U)		1997 Explorer	
L4 2.0L BI-FUEL Naturally Aspirated (VIN Z)		Water Pump		V6 4.0L GAS Naturally Aspirated (VIN E)	
Water Pump	DP902	1998 Windstar		Water Pump	DP973
L4 2.0L GAS Naturally Aspirated (VIN 3)		V6 3.0L GAS Naturally Aspirated (VIN U)		V8 5.0L GAS Naturally Aspirated (VIN P)	
Water Pump	DP902 ⁹	V6 3.8L GAS Naturally Aspirated (VIN 4)		Water Pump	DP1006 ^{27,28}
V6 2.5L GAS Naturally Aspirated (VIN G)		1997 Aerostar		1997 F Series Pickup	
Water Pump	DP297	V6 3.0L GAS Naturally Aspirated (VIN U)		V6 4.2L GAS Naturally Aspirated (VIN 2)	
V6 2.5L GAS Naturally Aspirated (VIN L)		Water Pump		Water Pump	DP1001 ^{27,28}
Water Pump	DP297	1998 Crown Victoria		V8 4.6L GAS Naturally Aspirated (VIN 6)	
1998 Crown Victoria		V6 3.0L GAS Naturally Aspirated (VIN U)		V8 4.6L GAS Naturally Aspirated (VIN W)	
V8 4.6L CNG Naturally Aspirated (VIN 9)		Water Pump		Water Pump	DP980 ^{27,28}
Water Pump	DP993	1997 Aspire		V8 5.4L CNG Naturally Aspirated (VIN M)	
V8 4.6L GAS Naturally Aspirated (VIN W)		L4 1.3L GAS Naturally Aspirated (VIN H)		Water Pump	DP980 ^{27,28}
Water Pump	DP993	Water Pump		V8 5.4L GAS Naturally Aspirated (VIN L)	
1998 Econoline Van		1997 Contour		Water Pump	DP980 ^{27,28}
V10 6.8L GAS Naturally Aspirated (VIN S)		L4 2.0L BI-FUEL Naturally Aspirated (VIN Z)		V8 5.8L GAS Naturally Aspirated (VIN H)	
Water Pump	DP833 ^{27,28}	Water Pump		Water Pump	DP970
V6 4.2L GAS Naturally Aspirated (VIN 2)		L4 2.0L GAS Naturally Aspirated (VIN 3)		V8 7.3L DIESEL Turbocharged (VIN F)	
Water Pump	DP1001 ^{27,28}	Water Pump		Water Pump	DP976 ^{27,28}
V8 4.6L GAS Naturally Aspirated (VIN 6)		V6 2.5L GAS Naturally Aspirated (VIN L)		V8 7.5L GAS Naturally Aspirated (VIN G)	
Water Pump	DP980 ^{27,28}	Water Pump		Water Pump	DP830 ^{27,28}
V8 5.4L BI-FUEL Naturally Aspirated (VIN Z)		1997 Crown Victoria		1997 F Series Pickup Super Duty	
Water Pump	DP980 ^{27,28}	V8 4.6L CNG Naturally Aspirated (VIN 9)		V8 5.8L GAS Naturally Aspirated (VIN H)	
V8 5.4L CNG Naturally Aspirated (VIN M)		Water Pump		Water Pump	DP970
Water Pump	DP980 ^{27,28}	V8 4.6L GAS Naturally Aspirated (VIN W)		V8 7.3L DIESEL Turbocharged (VIN F)	
V8 5.4L GAS Naturally Aspirated (VIN L)		Water Pump		Water Pump	DP976 ^{27,28}
Water Pump	DP980 ^{27,28}	1997 Econoline Van		V8 7.5L GAS Naturally Aspirated (VIN G)	
1998 Econoline Van Super Duty		V10 6.8L GAS Naturally Aspirated (VIN S)		Water Pump	DP830 ^{27,28}
V10 6.8L GAS Naturally Aspirated (VIN S)		Water Pump		1997 F59	
Water Pump	DP833 ^{27,28}	V6 4.2L GAS Naturally Aspirated (VIN 2)		V8 7.3L DIESEL Naturally Aspirated (VIN M)	
V8 5.4L GAS Naturally Aspirated (VIN L)		Water Pump		Water Pump	DP976 ^{27,28}
Water Pump	DP980 ^{27,28}	1997 Crown Victoria		V8 7.3L DIESEL Turbocharged (VIN F)	
1998 Expedition		V8 4.6L CNG Naturally Aspirated (VIN 9)		Water Pump	DP976 ^{27,28}
V8 4.6L GAS Naturally Aspirated (VIN 6)		Water Pump		V8 7.3L DIESEL Turbocharged (VIN K)	
Water Pump	DP980 ^{27,28}	V8 4.6L GAS Naturally Aspirated (VIN W)		Water Pump	DP976 ^{27,28}
V8 4.6L GAS Naturally Aspirated (VIN W)		Water Pump		1997 Mustang	
Water Pump	DP980 ^{27,28}	1997 Econoline Van		V6 3.8L GAS Naturally Aspirated (VIN 4)	
V8 5.4L GAS Naturally Aspirated (VIN L)		V10 6.8L GAS Naturally Aspirated (VIN S)		Water Pump	DP1314
Water Pump	DP980 ^{27,28}	Water Pump		V8 4.6L GAS Naturally Aspirated (VIN V)	
1998 Explorer		V6 4.2L GAS Naturally Aspirated (VIN 2)		Water Pump	DP993
V6 4.0L GAS Naturally Aspirated (VIN E)		Water Pump		V8 4.6L GAS Naturally Aspirated (VIN X)	
Water Pump	DP973	V8 4.6L GAS Naturally Aspirated (VIN 6)		Water Pump	DP993
V8 5.0L GAS Naturally Aspirated (VIN P)		V8 5.4L CNG Naturally Aspirated (VIN M)		1997 Probe	
Water Pump	DP1006 ^{27,28}	Water Pump		L4 2.0L GAS Naturally Aspirated (VIN A)	
1998 F Series Pickup		V8 5.4L GAS Naturally Aspirated (VIN L)		Water Pump	DP406 ⁹
V6 4.2L GAS Naturally Aspirated (VIN 2)		Water Pump		V6 2.5L GAS Naturally Aspirated (VIN B)	
Water Pump	DP1001 ^{27,28}	Water Pump		Water Pump	DP517 ⁹

9 Interference Engine 11 Water Pump Driven by Timing Belt 27 It is recommended that the FAN CLUTCH for this application be replaced. 28 Failure to inspect or replace worn or defective fan clutch may void warranty
29 Heavy Duty option is for performance enhanced engines/severe duty applications

Ford	
1997 Ranger	
L4 2.3L GAS Naturally Aspirated (VIN A)	Water Pump DP903
V6 3.0L GAS Naturally Aspirated (VIN U)	Water Pump DP971 ^{27,28}
V6 4.0L GAS Naturally Aspirated (VIN X)	Water Pump DP974 ^{27,28}
1997 Taurus	
V6 3.0L FLEX Naturally Aspirated (VIN 2)	Water Pump DP964
V6 3.0L GAS Naturally Aspirated (VIN U)	Water Pump DP964
1997 Thunderbird	
V6 3.8L GAS Naturally Aspirated (VIN 4)	Water Pump DP1314
V8 4.6L GAS Naturally Aspirated (VIN W)	Water Pump DP993
1997 Windstar	
V6 3.0L GAS Naturally Aspirated (VIN U)	Water Pump DP964
V6 3.8L GAS Naturally Aspirated (VIN 4)	Water Pump DP979
1996 Aerostar	
V6 3.0L GAS Naturally Aspirated (VIN U)	Water Pump DP971 ^{27,28}
V6 4.0L GAS Naturally Aspirated (VIN X)	Water Pump DP974 ^{27,28}
1996 Aspire	
L4 1.3L GAS Naturally Aspirated (VIN H)	Water Pump DP1020
1996 Bronco	
V8 5.0L GAS Naturally Aspirated (VIN N)	Water Pump DP970
V8 5.8L GAS Naturally Aspirated (VIN H)	Water Pump DP970
1996 Contour	
L4 2.0L BI-FUEL Naturally Aspirated (VIN Z)	Water Pump DP871
L4 2.0L GAS Naturally Aspirated (VIN 3)	Water Pump DP871
1996 Crown Victoria	
V8 4.6L CNG Naturally Aspirated (VIN 9)	Water Pump DP984 ^{27,28}
V8 4.6L GAS Naturally Aspirated (VIN 6)	Water Pump DP984 ^{27,28}
V8 4.6L GAS Naturally Aspirated (VIN W)	Water Pump DP984 ^{27,28}
1996 Econoline Van	
L6 4.9L BI-FUEL Naturally Aspirated (VIN Z)	Water Pump DP997
L6 4.9L GAS Naturally Aspirated (VIN Y)	Water Pump DP997
V8 5.0L GAS Naturally Aspirated (VIN N)	Water Pump DP970
V8 5.8L GAS Naturally Aspirated (VIN H)	Water Pump DP970
V8 7.3L DIESEL Turbocharged (VIN F)	Water Pump DP976 ^{27,28}
V8 7.5L GAS Naturally Aspirated (VIN G)	Water Pump DP830 ^{27,28}
1996 Econoline Van Super Duty	
V8 5.8L GAS Naturally Aspirated (VIN H)	Water Pump DP970
V8 7.3L DIESEL Turbocharged (VIN F)	Water Pump DP976 ^{27,28}
V8 7.5L GAS Naturally Aspirated (VIN G)	Water Pump DP830 ^{27,28}

Ford	
1996 Escort	
L4 1.8L GAS Naturally Aspirated (VIN 8)	Water Pump DP827
L4 1.9L GAS Naturally Aspirated (VIN J)	Water Pump DP911 ¹¹
1996 Explorer	
V6 4.0L GAS Naturally Aspirated (VIN X)	Water Pump DP974 ^{27,28}
V8 5.0L GAS Naturally Aspirated (VIN P)	Water Pump DP1006 ^{27,28}
1996 F Series Pickup	
L6 4.9L BI-FUEL Naturally Aspirated (VIN Z)	Water Pump DP997
L6 4.9L GAS Naturally Aspirated (VIN Y)	Water Pump DP997
V8 5.0L GAS Naturally Aspirated (VIN N)	Water Pump DP970
V8 5.8L GAS Naturally Aspirated (VIN H)	Water Pump DP970
V8 7.3L DIESEL Turbocharged (VIN F)	Water Pump DP976 ^{27,28}
V8 7.5L GAS Naturally Aspirated (VIN G)	Water Pump DP830 ^{27,28}
1996 F Series Pickup Super Duty	
V8 7.3L DIESEL Turbocharged (VIN F)	Water Pump DP976 ^{27,28}
V8 7.5L GAS Naturally Aspirated (VIN G)	Water Pump DP830 ^{27,28}
1996 F53	
V8 7.5L GAS Naturally Aspirated (VIN G)	Water Pump DP830 ^{27,28}
1996 F59	
V8 7.3L DIESEL Naturally Aspirated (VIN M)	Water Pump DP976 ^{27,28}
V8 7.3L DIESEL Turbocharged (VIN F)	Water Pump DP976 ^{27,28}
V8 7.3L DIESEL Turbocharged (VIN K)	Water Pump DP976 ^{27,28}
1996 Mustang	
V6 3.8L GAS Naturally Aspirated (VIN 4)	Water Pump DP1314
V8 4.6L GAS Naturally Aspirated (VIN V)	Water Pump DP993
V8 4.6L GAS Naturally Aspirated (VIN X)	Water Pump DP993
1996 Probe	
L4 2.0L GAS Naturally Aspirated (VIN A)	Water Pump DP406 ⁹
V6 2.5L GAS Naturally Aspirated (VIN B)	Water Pump DP517 ⁹
1996 Ranger	
L4 2.3L GAS Naturally Aspirated (VIN A)	Water Pump DP903
V6 3.0L GAS Naturally Aspirated (VIN U)	Water Pump DP971 ^{27,28}
V6 4.0L GAS Naturally Aspirated (VIN X)	Water Pump DP974 ^{27,28}
1996 Taurus	
V6 3.0L FLEX Naturally Aspirated (VIN 1)	Water Pump DP964
V6 3.0L FLEX Naturally Aspirated (VIN 2)	Water Pump DP964
V6 3.0L GAS Naturally Aspirated (VIN U)	Water Pump DP964
1996 Thunderbird	
V6 3.8L GAS Naturally Aspirated (VIN 4)	Water Pump DP1314

Ford	
1996 Thunderbird	
V8 4.6L GAS Naturally Aspirated (VIN W)	Water Pump DP993
1996 Windstar	
V6 3.0L GAS Naturally Aspirated (VIN U)	Water Pump DP964
V6 3.8L GAS Naturally Aspirated (VIN 4)	Water Pump DP979
1995 Aerostar	
V6 3.0L GAS Naturally Aspirated (VIN U)	Water Pump DP971 ^{27,28}
V6 4.0L GAS Naturally Aspirated (VIN X)	Water Pump DP974 ^{27,28}
1995 Aspire	
L4 1.3L GAS Naturally Aspirated (VIN H)	Water Pump DP1020
1995 Bronco	
V8 5.0L GAS Naturally Aspirated (VIN N)	Water Pump DP970
V8 5.8L GAS Naturally Aspirated (VIN H)	Water Pump DP970
1995 Contour	
L4 2.0L GAS Naturally Aspirated (VIN 3)	Water Pump DP871
1995 Crown Victoria	
V8 4.6L GAS Naturally Aspirated (VIN W)	Water Pump DP984 ^{27,28}
1995 Econoline Van	
L6 4.9L BI-FUEL Naturally Aspirated (VIN Z)	Water Pump DP997
L6 4.9L GAS Naturally Aspirated (VIN Y)	Water Pump DP997
V8 5.0L GAS Naturally Aspirated (VIN N)	Water Pump DP970
V8 5.8L GAS Naturally Aspirated (VIN H)	Water Pump DP970
V8 7.3L DIESEL Turbocharged (VIN F)	Water Pump DP863
V8 7.5L GAS Naturally Aspirated (VIN G)	Water Pump DP830 ^{27,28}
1995 Escort	
L4 1.8L GAS Naturally Aspirated (VIN 8)	Water Pump DP827
L4 1.9L GAS Naturally Aspirated (VIN J)	Water Pump DP911 ¹¹
1995 Explorer	
V6 4.0L GAS Naturally Aspirated (VIN X)	Water Pump DP974 ^{27,28}
1995 F Series Pickup	
L6 4.9L BI-FUEL Naturally Aspirated (VIN Z)	Water Pump DP997
L6 4.9L GAS Naturally Aspirated (VIN Y)	Water Pump DP997
V8 5.0L GAS Naturally Aspirated (VIN N)	Water Pump DP970
V8 5.8L GAS Naturally Aspirated (VIN H)	Water Pump DP970
V8 5.8L GAS Naturally Aspirated (VIN R)	Water Pump DP970
V8 7.3L DIESEL Turbocharged (VIN F)	Water Pump DP863
V8 7.5L GAS Naturally Aspirated (VIN G)	Water Pump DP830 ^{27,28}
1995 F Series Pickup Super Duty	
V8 7.3L DIESEL Turbocharged (VIN F)	Water Pump DP863

Ford		Ford		Ford	
1995 F Series Pickup Super Duty		1994 Escort		1993 Crown Victoria	
V8 7.5L GAS Naturally Aspirated (VIN G)		L4 1.8L GAS Naturally Aspirated (VIN 8)		V8 4.6L GAS Naturally Aspirated (VIN W)	
Water Pump	DP830 ^{27,28}	Water Pump	DP827	Water Pump	DP984 ^{27,28}
1995 F53		1994 Explorer		1993 Econoline Van	
V8 7.5L GAS Naturally Aspirated (VIN G)		V6 4.0L GAS Naturally Aspirated (VIN X)		L6 4.9L GAS Naturally Aspirated (VIN Y)	
Water Pump	DP830 ^{27,28}	Water Pump	DP974 ^{27,28}	Water Pump	DP997
1995 Mustang		1994 F Series Pickup		V8 5.0L GAS Naturally Aspirated (VIN N)	
V6 3.8L GAS Naturally Aspirated (VIN 4)		L6 4.9L GAS Naturally Aspirated (VIN Y)		Water Pump	
Water Pump	DP853	Water Pump	DP997	V8 5.8L GAS Naturally Aspirated (VIN H)	
V8 5.0L GAS Naturally Aspirated (VIN D)		V8 5.0L GAS Naturally Aspirated (VIN N)		Water Pump	
Water Pump	DP1009	Water Pump	DP970	V8 7.3L DIESEL Naturally Aspirated (VIN M)	
V8 5.0L GAS Naturally Aspirated (VIN T)		V8 5.8L GAS Naturally Aspirated (VIN H)		Water Pump	
Water Pump	DP1009	Water Pump	DP970	V8 7.5L GAS Naturally Aspirated (VIN G)	
1995 Probe		V8 5.8L GAS Naturally Aspirated (VIN R)		Water Pump	
L4 2.0L GAS Naturally Aspirated (VIN A)		Water Pump		1993 Escort	
Water Pump	DP406 ⁹	V8 7.5L GAS Naturally Aspirated (VIN G)		L4 1.8L GAS Naturally Aspirated (VIN 8)	
V6 2.5L GAS Naturally Aspirated (VIN B)		Water Pump		Water Pump	
Water Pump	DP517 ⁹	1994 F Series Pickup Super Duty		L4 1.9L GAS Naturally Aspirated (VIN J)	
1995 Ranger		V8 7.5L GAS Naturally Aspirated (VIN G)		Water Pump	
L4 2.3L GAS Naturally Aspirated (VIN A)		Water Pump		1993 Explorer	
Water Pump	DP903	1994 F53		V6 4.0L GAS Naturally Aspirated (VIN X)	
V6 3.0L GAS Naturally Aspirated (VIN U)		V8 7.5L GAS Naturally Aspirated (VIN G)		Water Pump	
Water Pump	DP971 ^{27,28}	Water Pump		1993 F Series Pickup	
V6 4.0L GAS Naturally Aspirated (VIN X)		1994 Mustang		L6 4.9L GAS Naturally Aspirated (VIN Y)	
Water Pump	DP974 ^{27,28}	V6 3.8L GAS Naturally Aspirated (VIN 4)		Water Pump	
1995 Taurus		Water Pump		V8 5.0L GAS Naturally Aspirated (VIN N)	
V6 3.2L GAS Naturally Aspirated (VIN P)		V8 5.0L GAS Naturally Aspirated (VIN D)		Water Pump	
Water Pump	DP1111	Water Pump		V8 5.8L GAS Naturally Aspirated (VIN H)	
V6 3.8L GAS Naturally Aspirated (VIN 4)		V8 5.0L GAS Naturally Aspirated (VIN T)		Water Pump	
Water Pump	DP1023	Water Pump		V8 5.8L GAS Naturally Aspirated (VIN R)	
1995 Thunderbird		1994 Probe		Water Pump	
V6 3.8L GAS Naturally Aspirated (VIN 4)		L4 2.0L GAS Naturally Aspirated (VIN A)		V8 7.3L DIESEL Naturally Aspirated (VIN M)	
Water Pump	DP853	Water Pump		Water Pump	
V6 3.8L GAS Supercharged (VIN R)		1994 Ranger		V8 7.3L DIESEL Turbocharged (VIN C)	
Water Pump	DP853	L4 2.3L GAS Naturally Aspirated (VIN A)		Water Pump	
V8 4.6L GAS Naturally Aspirated (VIN W)		Water Pump		V8 7.5L GAS Naturally Aspirated (VIN G)	
Water Pump	DP993	V6 3.0L GAS Naturally Aspirated (VIN U)		Water Pump	
1995 Windstar		V6 4.0L GAS Naturally Aspirated (VIN X)		1993 F Series Pickup Super Duty	
V6 3.0L GAS Naturally Aspirated (VIN U)		Water Pump		V8 7.3L DIESEL Naturally Aspirated (VIN M)	
Water Pump	DP964	1994 Taurus		Water Pump	
V6 3.8L GAS Naturally Aspirated (VIN 4)		V6 3.0L GAS Naturally Aspirated (VIN Y)		V8 7.3L DIESEL Turbocharged (VIN C)	
Water Pump	DP1023	Water Pump		Water Pump	
1994 Aerostar		V6 3.2L GAS Naturally Aspirated (VIN P)		V8 7.5L GAS Naturally Aspirated (VIN G)	
V6 3.0L GAS Naturally Aspirated (VIN U)		Water Pump		1993 F53	
Water Pump	DP988 ^{27,28}	V6 3.8L GAS Naturally Aspirated (VIN 4)		V8 7.5L GAS Naturally Aspirated (VIN G)	
V6 4.0L GAS Naturally Aspirated (VIN X)		Water Pump		Water Pump	
Water Pump	DP974 ^{27,28}	1994 Tempo		1993 F59	
1994 Aspire		L4 2.3L GAS Naturally Aspirated (VIN X)		V8 7.3L DIESEL Naturally Aspirated (VIN M)	
L4 1.3L GAS Naturally Aspirated (VIN H)		Water Pump		Water Pump	
Water Pump	DP1020	V6 3.0L GAS Naturally Aspirated (VIN U)		V8 7.3L DIESEL Turbocharged (VIN C)	
1994 Bronco		Water Pump		Water Pump	
V8 5.0L GAS Naturally Aspirated (VIN N)		1994 Thunderbird		1993 Festiva	
Water Pump	DP970	V6 3.8L GAS Naturally Aspirated (VIN 4)		L4 1.3L GAS Naturally Aspirated (VIN H)	
V8 5.8L GAS Naturally Aspirated (VIN H)		Water Pump		Water Pump	
Water Pump	DP970	V6 3.8L GAS Supercharged (VIN R)		1993 Mustang	
1994 Econoline Van		V8 4.6L GAS Naturally Aspirated (VIN W)		L4 2.3L GAS Naturally Aspirated (VIN M)	
L6 4.9L GAS Naturally Aspirated (VIN Y)		Water Pump		Water Pump	
Water Pump	DP997	1993 Aerostar		V8 5.0L GAS Naturally Aspirated (VIN E)	
V8 5.0L GAS Naturally Aspirated (VIN N)		V6 3.0L GAS Naturally Aspirated (VIN U)		Heavy Duty	
Water Pump	DP970	Water Pump		DP1008²⁹	
V8 5.8L GAS Naturally Aspirated (VIN H)		V6 4.0L GAS Naturally Aspirated (VIN X)		Standard Duty	
Water Pump	DP970	Water Pump		1993 Probe	
V8 7.3L DIESEL Naturally Aspirated (VIN M)		1993 Bronco		L4 2.0L GAS Naturally Aspirated (VIN A)	
Water Pump	DP1012 ^{27,28}	V8 5.0L GAS Naturally Aspirated (VIN N)		Water Pump	
V8 7.5L GAS Naturally Aspirated (VIN G)		Water Pump		DP406⁹	
Water Pump	DP1031	V8 5.8L GAS Naturally Aspirated (VIN H)			
		Water Pump			
		DP970			

Ford		Ford		Ford	
1993 Ranger		1992 F Series Pickup		1991 Econoline Van	
L4 2.3L GAS Naturally Aspirated (VIN A)		V8 5.8L GAS Naturally Aspirated (VIN H)		L6 4.9L GAS Naturally Aspirated (VIN Y)	
Water Pump	DP1312	Water Pump	DP970	Water Pump	DP983
V6 3.0L GAS Naturally Aspirated (VIN U)		V8 7.3L DIESEL Naturally Aspirated (VIN M)		V8 5.8L GAS Naturally Aspirated (VIN H)	
Water Pump	DP988 ^{27,28}	Water Pump	DP1012 ^{27,28}	Water Pump	DP970
V6 4.0L GAS Naturally Aspirated (VIN X)		1992 F Series Pickup Super Duty		V8 7.3L DIESEL Naturally Aspirated (VIN M)	
Water Pump	DP974 ^{27,28}	V8 7.3L DIESEL Naturally Aspirated (VIN M)		Water Pump	DP1012 ^{27,28}
1993 Taurus		1992 F59		V8 7.5L GAS Naturally Aspirated (VIN G)	
V6 3.0L FLEX Naturally Aspirated (VIN 1)		Water Pump	DP1012 ^{27,28}	Water Pump	DP811
Water Pump	DP802	1992 Festiva		1991 Escort	
V6 3.0L FLEX Naturally Aspirated (VIN 2)		V8 7.3L DIESEL Naturally Aspirated (VIN M)		L4 1.8L GAS Naturally Aspirated (VIN 8)	
Water Pump	DP802	Water Pump	DP1012 ^{27,28}	Water Pump	DP827
V6 3.0L GAS Naturally Aspirated (VIN U)		1992 Mustang		1991 Explorer	
Water Pump	DP802	L4 1.3L GAS Naturally Aspirated (VIN H)		V6 4.0L GAS Naturally Aspirated (VIN X)	
V6 3.0L GAS Naturally Aspirated (VIN Y)		Water Pump	DP1020	Water Pump	DP974 ^{27,28}
Water Pump	DP802	1992 Taurus		1991 F Series Pickup	
V6 3.2L GAS Naturally Aspirated (VIN P)		L4 2.3L GAS Naturally Aspirated (VIN M)		L6 4.9L GAS Naturally Aspirated (VIN Y)	
Water Pump	DP1111	Water Pump	DP1312	Water Pump	DP983
V6 3.8L GAS Naturally Aspirated (VIN 4)		V8 5.0L GAS Naturally Aspirated (VIN E)		V8 5.8L GAS Naturally Aspirated (VIN H)	
Water Pump	DP870	Heavy Duty	DP1008 ¹²⁹	Water Pump	DP970
1993 Tempo		Standard Duty	DP1008	V8 7.3L DIESEL Naturally Aspirated (VIN M)	
V6 3.0L GAS Naturally Aspirated (VIN U)		1992 Probe		Water Pump	DP1012 ^{27,28}
Water Pump	DP1100	L4 2.2L GAS Naturally Aspirated (VIN C)		V8 7.5L GAS Naturally Aspirated (VIN G)	
1993 Thunderbird		Water Pump	DP1499 ^{11,9}	Water Pump	DP811
V6 3.8L GAS Naturally Aspirated (VIN 4)		L4 2.2L GAS Turbocharged (VIN L)		1991 F Series Pickup Super Duty	
Water Pump	DP868	Water Pump	DP1499 ^{11,9}	V8 7.3L DIESEL Naturally Aspirated (VIN M)	
V6 3.8L GAS Supercharged (VIN R)		1992 Ranger		Water Pump	DP1012 ^{27,28}
Water Pump	DP868	L4 2.3L GAS Naturally Aspirated (VIN A)		V8 7.5L GAS Naturally Aspirated (VIN G)	
V8 5.0L GAS Naturally Aspirated (VIN T)		Water Pump	DP1312	Water Pump	DP811
Water Pump	DP1333 ^{27,28}	V6 2.9L GAS Naturally Aspirated (VIN T)		1991 F53	
1992 Aerostar		Water Pump	DP825	V8 7.5L GAS Naturally Aspirated (VIN G)	
V6 3.0L GAS Naturally Aspirated (VIN U)		V6 3.0L GAS Naturally Aspirated (VIN U)		Water Pump	DP811
Water Pump	DP988 ^{27,28}	Water Pump	DP988 ^{27,28}	1991 F59	
V6 4.0L GAS Naturally Aspirated (VIN X)		V6 4.0L GAS Naturally Aspirated (VIN X)		V8 7.3L DIESEL Naturally Aspirated (VIN M)	
Water Pump	DP974 ^{27,28}	Water Pump	DP974 ^{27,28}	Water Pump	DP1012 ^{27,28}
1992 Bronco		1992 Taurus		1991 Festiva	
L6 4.9L GAS Naturally Aspirated (VIN Y)		V6 3.0L GAS Naturally Aspirated (VIN U)		L4 1.3L GAS Naturally Aspirated (VIN H)	
Water Pump	DP983	Water Pump	DP802	Water Pump	DP1020
V8 5.0L GAS Naturally Aspirated (VIN N)		V6 3.0L GAS Naturally Aspirated (VIN Y)		1991 LTD Crown Victoria	
Water Pump	DP970	Water Pump	DP802	V8 5.0L GAS Naturally Aspirated (VIN F)	
V8 5.8L GAS Naturally Aspirated (VIN H)		V6 3.8L GAS Naturally Aspirated (VIN 4)		Water Pump	DP852
Water Pump	DP970	Water Pump	DP870	V8 5.8L GAS Naturally Aspirated (VIN G)	
1992 Crown Victoria		1992 Tempo		Water Pump	DP852
V8 4.6L GAS Naturally Aspirated (VIN W)		L4 2.3L GAS Naturally Aspirated (VIN X)		1991 Mustang	
Water Pump	DP984 ^{27,28}	Water Pump	DP869	L4 2.3L GAS Naturally Aspirated (VIN M)	
1992 Econoline Van		V6 3.0L GAS Naturally Aspirated (VIN U)		Water Pump	DP1312
L6 4.9L GAS Naturally Aspirated (VIN Y)		Water Pump	DP1100	V8 5.0L GAS Naturally Aspirated (VIN E)	
Water Pump	DP1065	1992 Thunderbird		Heavy Duty	DP1008 ¹²⁹
V8 5.0L GAS Naturally Aspirated (VIN N)		V6 3.8L GAS Naturally Aspirated (VIN 4)		Standard Duty	DP1008
Water Pump	DP970	Water Pump	DP868	1991 Probe	
V8 5.8L GAS Naturally Aspirated (VIN H)		V6 3.8L GAS Supercharged (VIN R)		L4 2.2L GAS Naturally Aspirated (VIN C)	
Water Pump	DP970	Water Pump	DP868	Water Pump	DP1499 ^{11,9}
V8 7.3L DIESEL Naturally Aspirated (VIN M)		V8 5.0L GAS Naturally Aspirated (VIN T)		L4 2.2L GAS Turbocharged (VIN L)	
Water Pump	DP1012 ^{27,28}	Water Pump	DP1333 ^{27,28}	Water Pump	DP1499 ^{11,9}
1992 Escort		1991 Aerostar		1991 Ranger	
L4 1.8L GAS Naturally Aspirated (VIN 8)		V6 3.0L GAS Naturally Aspirated (VIN U)		L4 2.3L GAS Naturally Aspirated (VIN A)	
Water Pump	DP827	Water Pump	DP988 ^{27,28}	Water Pump	DP1312
L4 1.9L GAS Naturally Aspirated (VIN J)		V6 4.0L GAS Naturally Aspirated (VIN X)		V6 2.9L GAS Naturally Aspirated (VIN T)	
Water Pump	DP911 ¹¹	Water Pump	DP974 ^{27,28}	Water Pump	DP825
1992 Explorer		1991 Bronco		V6 3.0L GAS Naturally Aspirated (VIN U)	
V6 4.0L GAS Naturally Aspirated (VIN X)		L6 4.9L GAS Naturally Aspirated (VIN Y)		Water Pump	DP988 ^{27,28}
Water Pump	DP974 ^{27,28}	Water Pump	DP983	V6 4.0L GAS Naturally Aspirated (VIN X)	
1992 F Series Pickup		1991 Country Squire		Water Pump	DP974 ^{27,28}
L6 4.9L GAS Naturally Aspirated (VIN Y)		V8 5.0L GAS Naturally Aspirated (VIN F)			
Water Pump	DP983	Water Pump	DP852		
V8 5.0L GAS Naturally Aspirated (VIN N)					
Water Pump	DP970				

Ford		Ford		Ford	
1991 Taurus		1990 F59		1989 Escort	
V6 3.0L GAS Naturally Aspirated (VIN U)		V8 7.3L DIESEL Naturally Aspirated (VIN M)		L4 1.9L GAS Naturally Aspirated (VIN J)	
Water Pump	DP802	Water Pump	DP1012 ^{27,28}	Water Pump	DP937 ¹¹
V6 3.0L GAS Naturally Aspirated (VIN Y)		1990 Festiva		1989 F Series Pickup	
Water Pump	DP802	L4 1.3L GAS Naturally Aspirated (VIN H)		L6 4.9L GAS Naturally Aspirated (VIN Y)	
V6 3.8L GAS Naturally Aspirated (VIN 4)		1990 LTD Crown Victoria		Water Pump	DP983
Water Pump	DP870	V8 5.0L GAS Naturally Aspirated (VIN F)		V8 7.3L DIESEL Naturally Aspirated (VIN M)	
1991 Tempo		Water Pump	DP1020	Water Pump	DP1012 ^{27,28}
L4 2.3L GAS Naturally Aspirated (VIN S)		V8 5.8L GAS Naturally Aspirated (VIN G)		1989 F Series Pickup Super Duty	
Water Pump	DP1045	Water Pump	DP852	V8 7.3L DIESEL Naturally Aspirated (VIN M)	
L4 2.3L GAS Naturally Aspirated (VIN X)		1990 Mustang		Water Pump	DP1012 ^{27,28}
Water Pump	DP1045	L4 2.3L GAS Naturally Aspirated (VIN A)		1989 F59	
1991 Thunderbird		Water Pump	DP1312	V8 7.3L DIESEL Naturally Aspirated (VIN M)	
V6 3.8L GAS Naturally Aspirated (VIN 4)		V8 5.0L GAS Naturally Aspirated (VIN E)		Water Pump	DP1012 ^{27,28}
Water Pump	DP868	Heavy Duty	DP10081 ²⁹	1989 Festiva	
V6 3.8L GAS Supercharged (VIN R)		Standard Duty	DP1008	L4 1.3L GAS Naturally Aspirated (VIN H)	
V8 5.0L GAS Naturally Aspirated (VIN T)		1990 Probe		Water Pump	DP1020
Water Pump	DP1333 ^{27,28}	L4 2.2L GAS Naturally Aspirated (VIN C)		L4 1.3L GAS Naturally Aspirated (VIN K)	
1990 Aerostar		Water Pump	DP1499 ^{11,9}	Water Pump	DP1020
V6 3.0L GAS Naturally Aspirated (VIN U)		L4 2.2L GAS Turbocharged (VIN L)		1989 LTD Crown Victoria	
Water Pump	DP988 ^{27,28}	Water Pump	DP1499 ^{11,9}	V8 5.0L GAS Naturally Aspirated (VIN F)	
V6 4.0L GAS Naturally Aspirated (VIN X)		1990 Ranger		Water Pump	DP852
Water Pump	DP974 ^{27,28}	L4 2.3L GAS Naturally Aspirated (VIN A)		V8 5.8L GAS Naturally Aspirated (VIN G)	
1990 Bronco		Water Pump	DP1312	Water Pump	DP852
L6 4.9L GAS Naturally Aspirated (VIN Y)		V6 2.9L GAS Naturally Aspirated (VIN T)		1989 Mustang	
Water Pump	DP983	Water Pump	DP825	L4 2.3L GAS Naturally Aspirated (VIN A)	
1990 Bronco II		V6 4.0L GAS Naturally Aspirated (VIN X)		Water Pump	DP1312
V6 2.9L GAS Naturally Aspirated (VIN T)		Water Pump	DP974 ^{27,28}	V8 5.0L GAS Naturally Aspirated (VIN E)	
Water Pump	DP825	1990 Taurus		Heavy Duty	DP10081 ²⁹
1990 Country Squire		V6 3.0L GAS Naturally Aspirated (VIN U)		Standard Duty	DP1008
V8 5.0L GAS Naturally Aspirated (VIN F)		Water Pump	DP802	1989 Probe	
Water Pump	DP852	V6 3.0L GAS Naturally Aspirated (VIN Y)		L4 2.2L GAS Naturally Aspirated (VIN C)	
1990 Econoline Van		Water Pump	DP802	Water Pump	DP1499 ^{11,9}
L6 4.9L GAS Naturally Aspirated (VIN Y)		V6 3.8L GAS Naturally Aspirated (VIN 4)		L4 2.2L GAS Turbocharged (VIN L)	
Water Pump	DP983	Water Pump	DP870	Water Pump	DP1499 ^{11,9}
V8 5.8L GAS Naturally Aspirated (VIN H)		1990 Tempo		1989 Ranger	
Water Pump	DP970	L4 2.3L GAS Naturally Aspirated (VIN S)		L4 2.3L GAS Naturally Aspirated (VIN A)	
V8 7.3L DIESEL Naturally Aspirated (VIN M)		Water Pump	DP1045	Water Pump	DP1312
Water Pump	DP1012 ^{27,28}	L4 2.3L GAS Naturally Aspirated (VIN X)		V6 2.9L GAS Naturally Aspirated (VIN T)	
V8 7.5L GAS Naturally Aspirated (VIN G)		Water Pump	DP1045	Water Pump	DP825
Water Pump	DP811	1990 Thunderbird		1989 Taurus	
1990 Escort		V6 3.8L GAS Naturally Aspirated (VIN 4)		L4 2.5L GAS Naturally Aspirated (VIN D)	
L4 1.9L GAS Naturally Aspirated (VIN 9)		Water Pump	DP868	Water Pump	DP869
Water Pump	DP937 ¹¹	V6 3.8L GAS Supercharged (VIN R)		V6 3.0L GAS Naturally Aspirated (VIN U)	
L4 1.9L GAS Naturally Aspirated (VIN J)		Water Pump	DP868	Water Pump	DP802
Water Pump	DP937 ¹¹	1989 Aerostar		V6 3.0L GAS Naturally Aspirated (VIN Y)	
1990 F Series Pickup		V6 3.0L GAS Naturally Aspirated (VIN U)		Water Pump	DP802
L6 4.9L GAS Naturally Aspirated (VIN Y)		Water Pump	DP988 ^{27,28}	V6 3.8L GAS Naturally Aspirated (VIN 4)	
Water Pump	DP983	1989 Bronco		Water Pump	DP870
V8 5.8L GAS Naturally Aspirated (VIN H)		L6 4.9L GAS Naturally Aspirated (VIN Y)		1989 Tempo	
Water Pump	DP970	Water Pump	DP983	L4 2.3L GAS Naturally Aspirated (VIN S)	
V8 7.3L DIESEL Naturally Aspirated (VIN M)		1989 Bronco II		Water Pump	DP1045
Water Pump	DP1012 ^{27,28}	V6 2.9L GAS Naturally Aspirated (VIN T)		L4 2.3L GAS Naturally Aspirated (VIN X)	
V8 7.5L GAS Naturally Aspirated (VIN G)		Water Pump	DP825	Water Pump	DP1045
Water Pump	DP811	1989 Country Squire		1989 Thunderbird	
1990 F Series Pickup Super Duty		V8 5.0L GAS Naturally Aspirated (VIN F)		V6 3.8L GAS Naturally Aspirated (VIN 4)	
V8 7.3L DIESEL Naturally Aspirated (VIN M)		Water Pump	DP852	Water Pump	DP868
Water Pump	DP1012 ^{27,28}	1989 Econoline Van		V6 3.8L GAS Supercharged (VIN R)	
V8 7.5L GAS Naturally Aspirated (VIN G)		L6 4.9L GAS Naturally Aspirated (VIN Y)		Water Pump	DP868
Water Pump	DP811	Water Pump	DP983	1988 Aerostar	
1990 F53		V8 7.3L DIESEL Naturally Aspirated (VIN M)		V6 3.0L GAS Naturally Aspirated (VIN U)	
V8 7.5L GAS Naturally Aspirated (VIN G)		Water Pump	DP1012 ^{27,28}	Water Pump	DP988 ^{27,28}
Water Pump	DP811	1989 Escort		1988 Bronco	
1990 F53		L4 1.9L GAS Naturally Aspirated (VIN 9)		L6 4.9L GAS Naturally Aspirated (VIN Y)	
V8 7.5L GAS Naturally Aspirated (VIN G)		Water Pump	DP937 ¹¹	Water Pump	DP983

Ford		Ford		Ford	
1988 Bronco II		1988 Thunderbird		1987 Taurus	
V6 2.9L GAS Naturally Aspirated (VIN T)	Water Pump DP825	V8 5.0L GAS Naturally Aspirated (VIN F)	Standard Duty DP1008	L4 2.5L GAS Naturally Aspirated (VIN D)	Water Pump DP869
1988 Econoline Van		1987 Aerostar		V6 3.0L GAS Naturally Aspirated (VIN U)	Water Pump DP802
L6 4.9L GAS Naturally Aspirated (VIN Y)	Water Pump DP983	L4 2.3L GAS Naturally Aspirated (VIN A)	Water Pump DP1312	1987 Tempo	
V8 7.3L DIESEL Naturally Aspirated (VIN M)	Water Pump DP1012 ^{27,28}	V6 3.0L GAS Naturally Aspirated (VIN U)	Water Pump DP988 ^{27,28}	L4 2.3L GAS Naturally Aspirated (VIN R)	Water Pump DP1045
1988 Escort		1987 Bronco		L4 2.3L GAS Naturally Aspirated (VIN S)	Water Pump DP1045
L4 1.9L GAS Naturally Aspirated (VIN 9)	Water Pump DP937 ¹¹	L6 4.9L GAS Naturally Aspirated (VIN Y)	Water Pump DP983	L4 2.3L GAS Naturally Aspirated (VIN X)	Water Pump DP1045
L4 1.9L GAS Naturally Aspirated (VIN J)	Water Pump DP937 ¹¹	V8 5.8L GAS Naturally Aspirated (VIN H)	Water Pump DP991	1987 Thunderbird	
1988 EXP		1987 Bronco II		L4 2.3L GAS Turbocharged (VIN W)	Water Pump DP1312
L4 1.9L GAS Naturally Aspirated (VIN 9)	Water Pump DP937 ¹¹	V6 2.9L GAS Naturally Aspirated (VIN T)	Water Pump DP825	V6 3.8L GAS Naturally Aspirated (VIN 3)	Water Pump DP1061
1988 F Series Pickup		1987 Country Squire		V8 5.0L GAS Naturally Aspirated (VIN F)	Heavy Duty DP10081 ²⁹
L6 4.9L GAS Naturally Aspirated (VIN Y)	Water Pump DP983	V8 5.0L GAS Naturally Aspirated (VIN F)	Water Pump DP1455	Standard Duty	DP1008
V8 7.3L DIESEL Naturally Aspirated (VIN M)	Water Pump DP1012 ^{27,28}	1987 Econoline Van		1986 Aerostar	
1988 F Series Pickup Super Duty		L6 4.9L GAS Naturally Aspirated (VIN Y)	Water Pump DP983	L4 2.3L GAS Naturally Aspirated (VIN A)	Water Pump DP1312
V8 7.3L DIESEL Naturally Aspirated (VIN M)	Water Pump DP1012 ^{27,28}	V8 5.8L GAS Naturally Aspirated (VIN H)	Water Pump DP991	V6 2.8L GAS Naturally Aspirated (VIN S)	Water Pump DP1068
1988 F59		V8 6.9L DIESEL Naturally Aspirated (VIN 1)	Water Pump DP1012 ^{27,28}	V6 3.0L GAS Naturally Aspirated (VIN U)	Water Pump DP988 ^{27,28}
V8 7.3L DIESEL Naturally Aspirated (VIN M)	Water Pump DP1012 ^{27,28}	V8 7.5L GAS Naturally Aspirated (VIN L)	Water Pump DP811	1986 Bronco	
1988 Festiva		1987 Escort		L6 4.9L GAS Naturally Aspirated (VIN Y)	Water Pump DP840
L4 1.3L GAS Naturally Aspirated (VIN K)	Water Pump DP1020	L4 1.9L GAS Naturally Aspirated (VIN 9)	Water Pump DP937 ¹¹	V8 5.0L GAS Naturally Aspirated (VIN N)	Water Pump DP991
1988 LTD Crown Victoria		L4 1.9L GAS Naturally Aspirated (VIN J)	Water Pump DP937 ¹¹	V8 5.8L GAS Naturally Aspirated (VIN H)	Water Pump DP991
V8 5.8L GAS Naturally Aspirated (VIN G)	Water Pump DP852	1987 EXP		1986 Bronco II	
1988 Mustang		L4 1.9L GAS Naturally Aspirated (VIN 9)	Water Pump DP937 ¹¹	V6 2.9L GAS Naturally Aspirated (VIN T)	Water Pump DP825
L4 2.3L GAS Naturally Aspirated (VIN A)	Water Pump DP1312	L4 1.9L GAS Naturally Aspirated (VIN J)	Water Pump DP937 ¹¹	1986 Econoline Van	
V8 5.0L GAS Naturally Aspirated (VIN E)	Heavy Duty DP10081 ²⁹	1987 F Series Pickup		L6 4.9L GAS Naturally Aspirated (VIN Y)	Water Pump DP840
Standard Duty	DP1008	L6 4.9L GAS Naturally Aspirated (VIN Y)	Water Pump DP983	V8 5.0L GAS Naturally Aspirated (VIN N)	Water Pump DP991
1988 Ranger		V8 5.8L GAS Naturally Aspirated (VIN H)	Water Pump DP991	V8 5.8L GAS Naturally Aspirated (VIN H)	Water Pump DP991
L4 2.0L GAS Naturally Aspirated (VIN C)	Water Pump DP1312	V8 6.9L DIESEL Naturally Aspirated (VIN 1)	Water Pump DP1012 ^{27,28}	V8 6.9L DIESEL Naturally Aspirated (VIN 1)	Water Pump DP1012 ^{27,28}
L4 2.3L GAS Naturally Aspirated (VIN A)	Water Pump DP1312	V8 7.5L GAS Naturally Aspirated (VIN L)	Water Pump DP811	V8 7.5L GAS Naturally Aspirated (VIN L)	Water Pump DP811
V6 2.9L GAS Naturally Aspirated (VIN T)	Water Pump DP825	1987 LTD Crown Victoria		1986 Escort	
1988 Taurus		V8 5.0L GAS Naturally Aspirated (VIN F)	Water Pump DP1455	L4 1.9L GAS Naturally Aspirated (VIN 9)	Water Pump DP937 ¹¹
L4 2.5L GAS Naturally Aspirated (VIN D)	Water Pump DP869	V8 5.8L GAS Naturally Aspirated (VIN G)	Water Pump DP1455	L4 1.9L GAS Naturally Aspirated (VIN J)	Water Pump DP937 ¹¹
V6 3.0L GAS Naturally Aspirated (VIN U)	Water Pump DP802	1987 Mustang		1986 EXP	
V6 3.8L GAS Naturally Aspirated (VIN 4)	Water Pump DP870	L4 2.3L GAS Naturally Aspirated (VIN A)	Water Pump DP1312	L4 1.9L GAS Naturally Aspirated (VIN 9)	Water Pump DP937 ¹¹
1988 Tempo		V8 5.0L GAS Naturally Aspirated (VIN E)	Heavy Duty DP10081 ²⁹	L4 1.9L GAS Naturally Aspirated (VIN J)	Water Pump DP937 ¹¹
L4 2.3L GAS Naturally Aspirated (VIN S)	Water Pump DP1045	Standard Duty	DP1008	1986 F Series Pickup	
L4 2.3L GAS Naturally Aspirated (VIN X)	Water Pump DP1045	1987 Ranger		L6 4.9L GAS Naturally Aspirated (VIN Y)	Water Pump DP840
1988 Thunderbird		L4 2.0L GAS Naturally Aspirated (VIN C)	Water Pump DP1312	V8 5.0L GAS Naturally Aspirated (VIN N)	Water Pump DP991
L4 2.3L GAS Turbocharged (VIN T)	Water Pump DP1312	L4 2.3L DIESEL Turbocharged (VIN E)	Water Pump DP1312 ⁹	V8 5.8L GAS Naturally Aspirated (VIN H)	Water Pump DP991
V6 3.8L GAS Naturally Aspirated (VIN 4)	Water Pump DP868	L4 2.3L GAS Naturally Aspirated (VIN A)	Water Pump DP1312	V8 6.9L DIESEL Naturally Aspirated (VIN 1)	Water Pump DP1012 ^{27,28}
V8 5.0L GAS Naturally Aspirated (VIN F)	Heavy Duty DP10081 ²⁹	V6 2.9L GAS Naturally Aspirated (VIN T)	Water Pump DP825		

Ford	Ford	Ford
1986 F Series Pickup	1985 Econoline Van	1985 Ranger
V8 7.5L GAS Naturally Aspirated (VIN L)	V8 5.0L GAS Naturally Aspirated (VIN F)	L4 2.0L GAS Naturally Aspirated (VIN C)
Water Pump DP811	Water Pump DP991	Water Pump DP1312
1986 LTD	V8 5.0L GAS Naturally Aspirated (VIN N)	L4 2.3L DIESEL Turbocharged (VIN E)
L4 2.3L GAS Naturally Aspirated (VIN A)	Water Pump DP991	Water Pump DP1312 ⁹
Water Pump DP1312	V8 5.8L GAS Naturally Aspirated (VIN G)	L4 2.3L GAS Naturally Aspirated (VIN A)
V6 3.8L GAS Naturally Aspirated (VIN 3)	Water Pump DP991	Water Pump DP1312
Water Pump DP1061	V8 5.8L GAS Naturally Aspirated (VIN H)	V6 2.8L GAS Naturally Aspirated (VIN S)
V8 5.0L GAS Naturally Aspirated (VIN F)	Water Pump DP991	Water Pump DP1068
Water Pump DP1455	V8 6.9L DIESEL Naturally Aspirated (VIN 1)	1985 Tempo
V8 5.8L GAS Naturally Aspirated (VIN G)	Water Pump DP1012 ^{27,28}	L4 2.3L GAS Naturally Aspirated (VIN R)
Water Pump DP1455	V8 7.5L GAS Naturally Aspirated (VIN L)	Water Pump DP1045
1986 Mustang	Water Pump DP811	L4 2.3L GAS Naturally Aspirated (VIN S)
L4 2.3L GAS Naturally Aspirated (VIN A)	1985 Escort	Water Pump DP1045
Water Pump DP1312	L4 1.6L GAS Naturally Aspirated (VIN 2)	L4 2.3L GAS Naturally Aspirated (VIN X)
L4 2.3L GAS Turbocharged (VIN T)	Water Pump DP937 ^{11,9}	Water Pump DP1045
Water Pump DP1312	L4 1.6L GAS Naturally Aspirated (VIN 4)	1985 Thunderbird
V6 3.8L GAS Naturally Aspirated (VIN 3)	Water Pump DP937 ^{11,9}	L4 2.3L GAS Turbocharged (VIN W)
Water Pump DP1061	L4 1.6L GAS Naturally Aspirated (VIN 5)	Water Pump DP1312
V8 5.0L GAS Naturally Aspirated (VIN M)	Water Pump DP937 ^{11,9}	V6 3.8L GAS Naturally Aspirated (VIN 3)
Heavy Duty DP10081 ²⁹	L4 1.6L GAS Turbocharged (VIN 8)	Water Pump DP1061
Standard Duty DP1008	Water Pump DP937 ^{11,9}	V8 5.0L GAS Naturally Aspirated (VIN F)
1986 Ranger	L4 1.9L GAS Naturally Aspirated (VIN 9)	Water Pump DP1455
L4 2.0L GAS Naturally Aspirated (VIN C)	Water Pump DP937 ¹¹	1984 Bronco
Water Pump DP1312	1985 EXP	L6 4.9L GAS Naturally Aspirated (VIN Y)
L4 2.3L DIESEL Turbocharged (VIN E)	L4 1.6L GAS Naturally Aspirated (VIN 4)	Water Pump DP840
Water Pump DP1312 ⁹	Water Pump DP937 ^{11,9}	V8 5.0L GAS Naturally Aspirated (VIN F)
L4 2.3L GAS Naturally Aspirated (VIN A)	L4 1.6L GAS Turbocharged (VIN 8)	Water Pump DP991
Water Pump DP1312	Water Pump DP937 ^{11,9}	V8 5.8L GAS Naturally Aspirated (VIN G)
V6 2.9L GAS Naturally Aspirated (VIN T)	1985 F Series Pickup	Water Pump DP991
Water Pump DP825	L6 4.9L GAS Naturally Aspirated (VIN Y)	V8 5.8L GAS Naturally Aspirated (VIN H)
1986 Taurus	Water Pump DP840	Water Pump DP991
L4 2.5L GAS Naturally Aspirated (VIN D)	L6 4.9L LPG Naturally Aspirated (VIN 9)	1984 Bronco II
Water Pump DP869	Water Pump DP840	V6 2.8L GAS Naturally Aspirated (VIN S)
V6 3.0L GAS Naturally Aspirated (VIN U)	V8 5.0L GAS Naturally Aspirated (VIN F)	Water Pump DP1068
Water Pump DP802	Water Pump DP991	1984 Econoline Van
1986 Tempo	V8 5.0L GAS Naturally Aspirated (VIN N)	L6 4.9L GAS Naturally Aspirated (VIN Y)
L4 2.3L GAS Naturally Aspirated (VIN R)	Water Pump DP991	Water Pump DP840
Water Pump DP1045	V8 5.8L GAS Naturally Aspirated (VIN G)	L6 4.9L LPG Naturally Aspirated (VIN 9)
L4 2.3L GAS Naturally Aspirated (VIN S)	Water Pump DP991	Water Pump DP840
Water Pump DP1045	V8 5.8L GAS Naturally Aspirated (VIN H)	V8 5.0L GAS Naturally Aspirated (VIN F)
L4 2.3L GAS Naturally Aspirated (VIN X)	Water Pump DP991	Water Pump DP991
Water Pump DP1045	V8 6.9L DIESEL Naturally Aspirated (VIN 1)	V8 5.8L GAS Naturally Aspirated (VIN G)
1986 Thunderbird	Water Pump DP1012 ^{27,28}	Water Pump DP991
L4 2.3L GAS Turbocharged (VIN W)	V8 7.5L GAS Naturally Aspirated (VIN L)	V8 5.8L GAS Naturally Aspirated (VIN H)
Water Pump DP1312	Water Pump DP811	Water Pump DP991
V6 3.8L GAS Naturally Aspirated (VIN 3)	1985 LTD	V8 6.9L DIESEL Naturally Aspirated (VIN 1)
Water Pump DP1061	L4 2.3L GAS Naturally Aspirated (VIN A)	Water Pump DP1012 ^{27,28}
V8 5.0L GAS Naturally Aspirated (VIN F)	Water Pump DP1312	V8 7.5L GAS Naturally Aspirated (VIN L)
Heavy Duty DP10081 ²⁹	L4 2.3L LPG Naturally Aspirated (VIN 6)	Water Pump DP811
Standard Duty DP1008	Water Pump DP1312	1984 Escort
1985 Bronco	V6 3.8L GAS Naturally Aspirated (VIN 3)	L4 1.6L GAS Naturally Aspirated (VIN 2)
L6 4.9L GAS Naturally Aspirated (VIN Y)	1985 Mustang	Water Pump DP937 ^{11,9}
Water Pump DP840	L4 2.3L GAS Naturally Aspirated (VIN A)	L4 1.6L GAS Naturally Aspirated (VIN 4)
V8 5.0L GAS Naturally Aspirated (VIN N)	Water Pump DP1312	Water Pump DP937 ^{11,9}
Water Pump DP991	L4 2.3L GAS Turbocharged (VIN T)	L4 1.6L GAS Naturally Aspirated (VIN 5)
V8 5.8L GAS Naturally Aspirated (VIN G)	Water Pump DP1312	Water Pump DP937 ^{11,9}
Water Pump DP991	V6 3.8L GAS Naturally Aspirated (VIN 3)	L4 1.6L GAS Turbocharged (VIN 8)
V8 5.8L GAS Naturally Aspirated (VIN H)	1985 Bronco II	Water Pump DP937 ^{11,9}
Water Pump DP991	V6 2.8L GAS Naturally Aspirated (VIN S)	1984 EXP
1985 Bronco II	Water Pump DP1068	L4 1.6L GAS Naturally Aspirated (VIN 4)
V6 2.8L GAS Naturally Aspirated (VIN S)	1985 Econoline Van	Water Pump DP937 ^{11,9}
Water Pump DP1068	L6 4.9L GAS Naturally Aspirated (VIN Y)	L4 1.6L GAS Naturally Aspirated (VIN 5)
1985 Econoline Van	Water Pump DP840	Water Pump DP937 ^{11,9}
L6 4.9L GAS Naturally Aspirated (VIN Y)	L6 4.9L LPG Naturally Aspirated (VIN 9)	L4 1.6L GAS Turbocharged (VIN 8)
Water Pump DP840	Water Pump DP840	Water Pump DP937 ^{11,9}
L6 4.9L LPG Naturally Aspirated (VIN 9)	Water Pump DP840	

Ford	Ford	Ford
1984 F Series Pickup	1983 Econoline Van	1983 Thunderbird
L6 4.9L GAS Naturally Aspirated (VIN Y)	V8 5.8L GAS Naturally Aspirated (VIN G)	L4 2.3L GAS Turbocharged (VIN W)
Water Pump DP840	Water Pump DP991	Water Pump DP1312
L6 4.9L LPG Naturally Aspirated (VIN 9)	V8 6.9L DIESEL Naturally Aspirated (VIN 1)	V6 3.8L GAS Naturally Aspirated (VIN 3)
Water Pump DP840		Water Pump DP1061
V8 5.0L GAS Naturally Aspirated (VIN F)	Water Pump DP1012 ^{27,28}	1982 Bronco
Water Pump DP991	V8 7.5L GAS Naturally Aspirated (VIN L)	L6 4.9L GAS Naturally Aspirated (VIN E)
V8 5.8L GAS Naturally Aspirated (VIN G)	Water Pump DP811	Water Pump DP1021
Water Pump DP991	1983 Escort	V8 5.0L GAS Naturally Aspirated (VIN F)
V8 5.8L GAS Naturally Aspirated (VIN H)	L4 1.6L GAS Naturally Aspirated (VIN 2)	Water Pump DP991
Water Pump DP991	Water Pump DP937 ^{11,9}	1982 Courier
V8 6.9L DIESEL Naturally Aspirated (VIN 1)	L4 1.6L GAS Naturally Aspirated (VIN 4)	L4 2.3L GAS Naturally Aspirated (VIN 2)
Water Pump DP1012 ^{27,28}	Water Pump DP937 ^{11,9}	Water Pump DP832
V8 7.5L GAS Naturally Aspirated (VIN L)	L4 1.6L GAS Naturally Aspirated (VIN 5)	1982 Econoline Van
Water Pump DP811	Water Pump DP937 ^{11,9}	L6 4.9L GAS Naturally Aspirated (VIN B)
1984 LTD	1983 EXP	Water Pump DP1021
L4 2.3L GAS Naturally Aspirated (VIN A)	L4 1.6L GAS Naturally Aspirated (VIN 2)	L6 4.9L GAS Naturally Aspirated (VIN E)
Water Pump DP1312	Water Pump DP937 ^{11,9}	Water Pump DP1021
L4 2.3L LPG Naturally Aspirated (VIN 6)	L4 1.6L GAS Naturally Aspirated (VIN 4)	L6 4.9L LPG Naturally Aspirated (VIN 9)
Water Pump DP1312	Water Pump DP937 ^{11,9}	Water Pump DP1021
V6 3.8L GAS Naturally Aspirated (VIN 3)	L4 1.6L GAS Naturally Aspirated (VIN 5)	V8 5.0L GAS Naturally Aspirated (VIN F)
Water Pump DP1061	Water Pump DP937 ^{11,9}	Water Pump DP991
V6 3.8L GAS Naturally Aspirated (VIN C)	1983 F Series Pickup	V8 6.6L GAS Naturally Aspirated (VIN Z)
Water Pump DP1061	L6 4.9L GAS Naturally Aspirated (VIN Y)	Water Pump DP815
1984 Mustang	Water Pump DP840	V8 7.5L GAS Naturally Aspirated (VIN L)
L4 2.3L GAS Naturally Aspirated (VIN A)	V6 3.8L GAS Naturally Aspirated (VIN 3)	Water Pump DP811
Water Pump DP1312	Water Pump DP1061	1982 Escort
L4 2.3L GAS Turbocharged (VIN T)	V8 5.0L GAS Naturally Aspirated (VIN F)	L4 1.6L GAS Naturally Aspirated (VIN 2)
Water Pump DP1312	Water Pump DP991	Water Pump DP937 ^{11,9}
L4 2.3L GAS Turbocharged (VIN W)	V8 5.8L GAS Naturally Aspirated (VIN G)	L4 1.6L GAS Naturally Aspirated (VIN 4)
Water Pump DP1312	Water Pump DP991	Water Pump DP937 ^{11,9}
V6 3.8L GAS Naturally Aspirated (VIN 3)	V8 6.9L DIESEL Naturally Aspirated (VIN 1)	1982 EXP
Water Pump DP1061	Water Pump DP1012 ^{27,28}	L4 1.6L GAS Naturally Aspirated (VIN 2)
V8 5.0L GAS Naturally Aspirated (VIN F)	V8 7.5L GAS Naturally Aspirated (VIN L)	Water Pump DP937 ^{11,9}
Water Pump DP1462	Water Pump DP811	L4 1.6L GAS Naturally Aspirated (VIN 4)
V8 5.0L GAS Naturally Aspirated (VIN M)	1983 Fairmont	Water Pump DP937 ^{11,9}
Water Pump DP1462	L4 2.3L GAS Naturally Aspirated (VIN A)	1982 F Series Pickup
1984 Ranger	Water Pump DP1312	L6 4.9L GAS Naturally Aspirated (VIN E)
L4 2.0L GAS Naturally Aspirated (VIN C)	L6 3.3L GAS Naturally Aspirated (VIN X)	Water Pump DP1021
Water Pump DP1312	Water Pump DP1070	L6 4.9L LPG Naturally Aspirated (VIN 9)
L4 2.3L GAS Naturally Aspirated (VIN A)	1983 LTD	Water Pump DP1021
Water Pump DP1312	L4 2.3L GAS Naturally Aspirated (VIN A)	V6 3.8L GAS Naturally Aspirated (VIN 3)
V6 2.8L GAS Naturally Aspirated (VIN S)	Water Pump DP1312	Water Pump DP1061
Water Pump DP1068	L4 2.3L LPG Naturally Aspirated (VIN 6)	V8 4.2L GAS Naturally Aspirated (VIN D)
1984 Tempo	Water Pump DP1312	Water Pump DP991
L4 2.3L GAS Naturally Aspirated (VIN R)	L6 3.3L GAS Naturally Aspirated (VIN X)	V8 5.0L GAS Naturally Aspirated (VIN F)
Water Pump DP1045	Water Pump DP1070	Water Pump DP991
1984 Thunderbird	V6 3.8L GAS Naturally Aspirated (VIN 3)	V8 6.6L GAS Naturally Aspirated (VIN Z)
L4 2.3L GAS Turbocharged (VIN W)	Water Pump DP1061	Water Pump DP815
Water Pump DP1312	V8 5.0L GAS Naturally Aspirated (VIN F)	1982 Fairmont
V6 3.8L GAS Naturally Aspirated (VIN 3)	Water Pump DP1455	L4 2.3L GAS Naturally Aspirated (VIN A)
Water Pump DP1061	1983 Mustang	Water Pump DP832
1983 Bronco	L4 2.3L GAS Naturally Aspirated (VIN A)	L6 3.3L GAS Naturally Aspirated (VIN B)
L6 4.9L GAS Naturally Aspirated (VIN Y)	Water Pump DP1312	Water Pump DP1070
Water Pump DP840	L4 2.3L GAS Turbocharged (VIN W)	V8 4.2L GAS Naturally Aspirated (VIN D)
V8 5.0L GAS Naturally Aspirated (VIN F)	Water Pump DP1312	Water Pump DP991
Water Pump DP991	V6 3.8L GAS Naturally Aspirated (VIN 3)	1982 Granada
V8 5.8L GAS Naturally Aspirated (VIN G)	Water Pump DP1061	L4 2.3L GAS Naturally Aspirated (VIN A)
Water Pump DP991	V8 5.0L GAS Naturally Aspirated (VIN F)	Water Pump DP832
1983 Econoline Van	Water Pump DP1462	L6 3.3L GAS Naturally Aspirated (VIN B)
L6 4.9L GAS Naturally Aspirated (VIN Y)	1983 Ranger	Water Pump DP1070
Water Pump DP840	L4 2.0L GAS Naturally Aspirated (VIN C)	V6 3.8L GAS Naturally Aspirated (VIN 3)
L6 4.9L LPG Naturally Aspirated (VIN 9)	Water Pump DP1312	Water Pump DP1061
Water Pump DP840	L4 2.3L GAS Naturally Aspirated (VIN A)	1982 Mustang
V8 5.0L GAS Naturally Aspirated (VIN F)	Water Pump DP1312	L4 2.3L GAS Naturally Aspirated (VIN A)
Water Pump DP991	V6 2.8L GAS Naturally Aspirated (VIN S)	Water Pump DP832
1983 Econoline Van	Water Pump DP1068	L4 2.3L GAS Naturally Aspirated (VIN T)
L6 4.9L GAS Naturally Aspirated (VIN Y)	1983 Ranger	Water Pump DP832
Water Pump DP840	L4 2.0L GAS Naturally Aspirated (VIN C)	
L6 4.9L LPG Naturally Aspirated (VIN 9)	Water Pump DP1312	
Water Pump DP840	L4 2.3L GAS Naturally Aspirated (VIN A)	
V8 5.0L GAS Naturally Aspirated (VIN F)	Water Pump DP1312	
Water Pump DP991	V6 2.8L GAS Naturally Aspirated (VIN S)	
1983 Econoline Van	Water Pump DP1068	
L6 4.9L GAS Naturally Aspirated (VIN Y)	1983 Ranger	
Water Pump DP840	L4 2.0L GAS Naturally Aspirated (VIN C)	
L6 4.9L LPG Naturally Aspirated (VIN 9)	Water Pump DP1312	
Water Pump DP840	L4 2.3L GAS Naturally Aspirated (VIN A)	
V8 5.0L GAS Naturally Aspirated (VIN F)	Water Pump DP1312	
Water Pump DP991	V6 2.8L GAS Naturally Aspirated (VIN S)	
1983 Econoline Van	Water Pump DP1068	
L6 4.9L GAS Naturally Aspirated (VIN Y)	1983 Ranger	
Water Pump DP840	L4 2.0L GAS Naturally Aspirated (VIN C)	
L6 4.9L LPG Naturally Aspirated (VIN 9)	Water Pump DP1312	
Water Pump DP840	L4 2.3L GAS Naturally Aspirated (VIN A)	
V8 5.0L GAS Naturally Aspirated (VIN F)	Water Pump DP1312	
Water Pump DP991	V6 2.8L GAS Naturally Aspirated (VIN S)	
1983 Econoline Van	Water Pump DP1068	
L6 4.9L GAS Naturally Aspirated (VIN Y)	1983 Ranger	
Water Pump DP840	L4 2.0L GAS Naturally Aspirated (VIN C)	
L6 4.9L LPG Naturally Aspirated (VIN 9)	Water Pump DP1312	
Water Pump DP840	L4 2.3L GAS Naturally Aspirated (VIN A)	
V8 5.0L GAS Naturally Aspirated (VIN F)	Water Pump DP1312	
Water Pump DP991	V6 2.8L GAS Naturally Aspirated (VIN S)	
1983 Econoline Van	Water Pump DP1068	
L6 4.9L GAS Naturally Aspirated (VIN Y)	1983 Ranger	
Water Pump DP840	L4 2.0L GAS Naturally Aspirated (VIN C)	
L6 4.9L LPG Naturally Aspirated (VIN 9)	Water Pump DP1312	
Water Pump DP840	L4 2.3L GAS Naturally Aspirated (VIN A)	
V8 5.0L GAS Naturally Aspirated (VIN F)	Water Pump DP1312	
Water Pump DP991	V6 2.8L GAS Naturally Aspirated (VIN S)	
1983 Econoline Van	Water Pump DP1068	
L6 4.9L GAS Naturally Aspirated (VIN Y)	1983 Ranger	
Water Pump DP840	L4 2.0L GAS Naturally Aspirated (VIN C)	
L6 4.9L LPG Naturally Aspirated (VIN 9)	Water Pump DP1312	
Water Pump DP840	L4 2.3L GAS Naturally Aspirated (VIN A)	
V8 5.0L GAS Naturally Aspirated (VIN F)	Water Pump DP1312	
Water Pump DP991	V6 2.8L GAS Naturally Aspirated (VIN S)	
1983 Econoline Van	Water Pump DP1068	
L6 4.9L GAS Naturally Aspirated (VIN Y)	1983 Ranger	
Water Pump DP840	L4 2.0L GAS Naturally Aspirated (VIN C)	
L6 4.9L LPG Naturally Aspirated (VIN 9)	Water Pump DP1312	
Water Pump DP840	L4 2.3L GAS Naturally Aspirated (VIN A)	
V8 5.0L GAS Naturally Aspirated (VIN F)	Water Pump DP1312	
Water Pump DP991	V6 2.8L GAS Naturally Aspirated (VIN S)	
1983 Econoline Van	Water Pump DP1068	
L6 4.9L GAS Naturally Aspirated (VIN Y)	1983 Ranger	
Water Pump DP840	L4 2.0L GAS Naturally Aspirated (VIN C)	
L6 4.9L LPG Naturally Aspirated (VIN 9)	Water Pump DP1312	
Water Pump DP840	L4 2.3L GAS Naturally Aspirated (VIN A)	
V8 5.0L GAS Naturally Aspirated (VIN F)	Water Pump DP1312	
Water Pump DP991	V6 2.8L GAS Naturally Aspirated (VIN S)	
1983 Econoline Van	Water Pump DP1068	
L6 4.9L GAS Naturally Aspirated (VIN Y)	1983 Ranger	
Water Pump DP840	L4 2.0L GAS Naturally Aspirated (VIN C)	
L6 4.9L LPG Naturally Aspirated (VIN 9)	Water Pump DP1312	
Water Pump DP840	L4 2.3L GAS Naturally Aspirated (VIN A)	
V8 5.0L GAS Naturally Aspirated (VIN F)	Water Pump DP1312	
Water Pump DP991	V6 2.8L GAS Naturally Aspirated (VIN S)	
1983 Econoline Van	Water Pump DP1068	
L6 4.9L GAS Naturally Aspirated (VIN Y)	1983 Ranger	
Water Pump DP840	L4 2.0L GAS Naturally Aspirated (VIN C)	
L6 4.9L LPG Naturally Aspirated (VIN 9)	Water Pump DP1312	
Water Pump DP840	L4 2.3L GAS Naturally Aspirated (VIN A)	
V8 5.0L GAS Naturally Aspirated (VIN F)	Water Pump DP1312	
Water Pump DP991	V6 2.8L GAS Naturally Aspirated (VIN S)	
1983 Econoline Van	Water Pump DP1068	
L6 4.9L GAS Naturally Aspirated (VIN Y)	1983 Ranger	
Water Pump DP840	L4 2.0L GAS Naturally Aspirated (VIN C)	
L6 4.9L LPG Naturally Aspirated (VIN 9)	Water Pump DP1312	
Water Pump DP840	L4 2.3L GAS Naturally Aspirated (VIN A)	
V8 5.0L GAS Naturally Aspirated (VIN F)	Water Pump DP1312	
Water Pump DP991	V6 2.8L GAS Naturally Aspirated (VIN S)	
1983 Econoline Van	Water Pump DP1068	
L6 4.9L GAS Naturally Aspirated (VIN Y)	1983 Ranger	
Water Pump DP840	L4 2.0L GAS Naturally Aspirated (VIN C)	
L6 4.9L LPG Naturally Aspirated (VIN 9)	Water Pump DP1312	
Water Pump DP840	L4 2.3L GAS Naturally Aspirated (VIN A)	
V8 5.0L GAS Naturally Aspirated (VIN F)	Water Pump DP1312	
Water Pump DP991	V6 2.8L GAS Naturally Aspirated (VIN S)	
1983 Econoline Van	Water Pump DP1068	
L6 4.9L GAS Naturally Aspirated (VIN Y)	1983 Ranger	
Water Pump DP840	L4 2.0L GAS Naturally Aspirated (VIN C)	
L6 4.9L LPG Naturally Aspirated (VIN 9)	Water Pump DP1312	
Water Pump DP840	L4 2.3L GAS Naturally Aspirated (VIN A)	
V8 5.0L GAS Naturally Aspirated (VIN F)	Water Pump DP1312	
Water Pump DP991	V6 2.8L GAS Naturally Aspirated (VIN S)	
1983 Econoline Van	Water Pump DP1068	
L6 4.9L GAS Naturally Aspirated (VIN Y)	1983 Ranger	
Water Pump DP840	L4 2.0L GAS Naturally Aspirated (VIN C)	
L6 4.9L LPG Naturally Aspirated (VIN 9)	Water Pump DP1312	
Water Pump DP840	L4 2.3L GAS Naturally Aspirated (VIN A)	
V8 5.0L GAS Naturally Aspirated (VIN F)	Water Pump DP1312	
Water Pump DP991	V6 2.8L GAS Naturally Aspirated (VIN S)	
1983 Econoline Van	Water Pump DP1068	
L6 4.9L GAS Naturally Aspirated (VIN Y)	1983 Ranger	
Water Pump DP840	L4 2.0L GAS Naturally Aspirated (VIN C)	
L6 4.9L LPG Naturally Aspirated (VIN 9)	Water Pump DP1312	
Water Pump DP840	L4 2.3L GAS Naturally Aspirated (VIN A)	
V8 5.0L GAS Naturally Aspirated (VIN F)	Water Pump DP1312	
Water Pump DP991	V6 2.8L GAS Naturally Aspirated (VIN S)	
1983 Econoline Van	Water Pump DP1068	
L6 4.9L GAS Naturally Aspirated (VIN Y)	1983 Ranger	
Water Pump DP840	L4 2.0L GAS Naturally Aspirated (VIN C)	
L6 4.9L LPG Naturally Aspirated (VIN 9)	Water Pump DP1312	
Water Pump DP840	L4 2.3L GAS Naturally Aspirated (VIN A)	
V8 5.0L GAS Naturally Aspirated (VIN F)	Water Pump DP1312	
Water Pump DP991	V6 2.8L GAS Naturally Aspirated (VIN S)	
1983 Econoline Van	Water Pump DP1068	
L6 4.9L GAS Naturally Aspirated (VIN Y)	1983 Ranger	
Water Pump DP840	L4 2.0L GAS Naturally Aspirated (VIN C)	
L6 4.9L LPG Naturally Aspirated (VIN 9)	Water Pump DP1312	
Water Pump DP840	L4 2.3L GAS Naturally Aspirated (VIN A)	
V8 5.0L GAS Naturally Aspirated (VIN F)	Water Pump DP1312	
Water Pump DP991	V6 2.8L GAS Naturally Aspirated (VIN S)	
1983 Econoline Van	Water Pump DP1068	
L6 4.9L GAS Naturally Aspirated (VIN Y)	1983 Ranger	
Water Pump DP840	L4 2.0L GAS Naturally Aspirated (VIN C)	
L6 4.9L LPG Naturally Aspirated (VIN 9)	Water Pump DP1312	
Water Pump DP840	L4 2.3L GAS Naturally Aspirated (VIN A)	
V8 5.0L GAS Naturally Aspirated (VIN F)	Water Pump DP1312	
Water Pump DP991	V6 2.8L GAS Naturally Aspirated (VIN S)	
1983 Econoline Van	Water Pump DP1068	
L6 4.9L GAS Naturally Aspirated (VIN Y)	1983 Ranger	
Water Pump DP840	L4 2.0L GAS Naturally Aspirated (VIN C)	
L6 4.9L LPG Naturally Aspirated (VIN 9)	Water Pump DP1312	
Water Pump DP840	L4 2.3L GAS Naturally Aspirated (VIN A)	
V8 5.0L GAS Naturally Aspirated (VIN F)	Water Pump DP1312	
Water Pump DP991	V6 2.8L GAS Naturally Aspirated (VIN S)	
1983 Econoline Van	Water Pump DP1068	
L6 4.9L GAS Naturally Aspirated (VIN Y)	1983 Ranger	
Water Pump DP840	L4 2.0L GAS Naturally Aspirated (VIN C)	
L6 4.9L LPG Naturally Aspirated (VIN 9)	Water Pump DP1312	
Water Pump DP840	L4 2.3L GAS Naturally Aspirated (VIN A)	
V8 5.0L GAS Naturally Aspirated (VIN F)	Water Pump DP1312	
Water Pump DP991	V6 2.8L GAS Naturally Aspirated (VIN S)	
1983 Econoline Van	Water Pump DP1068	
L6 4.9L GAS Naturally Aspirated (VIN Y)	1983 Ranger	
Water Pump DP840	L4 2.0L GAS Naturally Aspirated (VIN C)	
L6 4.9L LPG Naturally Aspirated (VIN 9)	Water Pump DP1312	
Water Pump DP840	L4 2.3L GAS Naturally Aspirated (VIN A)	
V8 5.0L GAS Naturally Aspirated (VIN F)	Water Pump DP1312	
Water Pump DP991	V6 2.8L GAS Naturally Aspirated (VIN S)	
1983 Econoline Van	Water Pump DP1068	
L6 4.9L GAS Naturally Aspirated (VIN Y)	1983 Ranger	
Water Pump DP840	L4 2.0L GAS Naturally Aspirated (VIN C)	
L6 4.9L LPG Naturally Aspirated (VIN 9)	Water Pump DP1312	
Water Pump DP840	L4 2.3L GAS Naturally Aspirated (VIN A)	
V8 5.0L GAS Naturally Aspirated (VIN F)	Water Pump DP1312	
Water Pump DP991	V6 2.8L GAS Naturally Aspirated (VIN S)	
1983 Econoline Van	Water Pump DP1068	
L6 4.9L GAS Naturally Aspirated (VIN Y)	1983 Ranger	
Water Pump DP840	L4 2.0L GAS Naturally Aspirated (VIN C)	
L6 4.9L LPG Naturally Aspirated (VIN 9)	Water Pump DP1312	
Water Pump DP840	L4 2.3L GAS Naturally Aspirated (VIN A)	
V8 5.0L GAS Naturally Aspirated (VIN F)	Water Pump DP1312	
Water Pump DP991	V6 2.8L GAS Naturally Aspirated (VIN S)	
1983 Econoline Van	Water Pump DP1068	
L6 4.9L GAS Naturally Aspirated (VIN Y)	1983 Ranger	
Water Pump DP840	L4 2.0L GAS Naturally Aspirated (VIN C)	
L6 4.9L LPG Naturally Aspirated (VIN 9)	Water Pump DP1312	
Water Pump DP840	L4 2.3L GAS Naturally Aspirated (VIN A)	
V8 5.0L GAS Naturally Aspirated (VIN F)	Water Pump DP1312	
Water Pump DP991	V6 2.8L GAS Naturally Aspirated (VIN S)	
1983 Econoline Van	Water Pump DP1068	
L6 4.9L GAS Naturally Aspirated (VIN Y)	1983 Ranger	
Water Pump DP840	L4 2.0L GAS Naturally Aspirated (VIN C)	
L6 4.9L LPG Naturally Aspirated (VIN 9)	Water Pump DP1312	
Water Pump DP840	L4 2.3L GAS Naturally Aspirated (VIN A)	
V8 5.0L GAS Naturally Aspirated (VIN F)	Water Pump DP1312	
Water Pump DP991	V6 2.8L GAS Naturally Aspirated (VIN S)	
1983 Econoline Van	Water Pump DP1068	
L6 4.9L GAS Naturally Aspirated (VIN Y)	1983 Ranger	
Water Pump DP840	L4 2.0L GAS Naturally Aspirated (VIN C)	
L6 4.9L LPG Naturally Aspirated (VIN 9)	Water Pump DP1312	
Water Pump DP840	L4 2.3L GAS Naturally Aspirated (VIN A)	
V8 5.0L GAS Naturally Aspirated (VIN F)	Water Pump DP1312	
Water Pump DP991	V6 2.8L GAS Naturally Aspirated (VIN S)	
1983 Econoline Van	Water Pump DP1068	
L6 4.9L GAS Naturally Aspirated (VIN Y)	1983 Ranger	
Water Pump DP840	L4 2.0L GAS Naturally Aspirated (VIN C)	
L6 4.9L LPG Naturally Aspirated (VIN 9)	Water Pump DP1312	
Water Pump DP840	L4 2.3L GAS Naturally Aspirated (VIN A)	
V8 5.0L GAS Naturally Aspirated (VIN F)	Water Pump DP1312	
Water Pump DP991	V6 2.8L GAS Naturally Aspirated (VIN S)	
1983 Econoline Van	Water Pump DP1068	
L6 4.9L GAS Naturally Aspirated (VIN Y)	1983 Ranger	
Water Pump DP840	L4 2.0L GAS Naturally Aspirated (VIN C)	
L6 4.9L LPG Naturally Aspirated (VIN 9)	Water Pump DP1312	
Water Pump DP840	L4 2.3L GAS Naturally Aspirated (VIN A)	
V8 5.0L GAS Naturally Aspirated (VIN F)	Water Pump DP1312	
Water Pump DP991	V6 2.8L GAS Naturally Aspirated (VIN S)	
1983 Econoline Van	Water Pump DP1068	
L6 4.9L GAS Naturally Aspirated (VIN Y)	1983 Ranger	
Water Pump DP840	L4 2.0L GAS Naturally Aspirated (VIN C)	
L6 4.9L LPG Naturally Aspirated (VIN 9)	Water Pump DP1312	
Water Pump DP840	L4 2.3L GAS Naturally Aspirated (VIN A)	
V8 5.0L GAS Naturally Aspirated (VIN F)	Water Pump DP1312	
Water Pump DP991	V6 2.8L GAS Naturally Aspirated (VIN S)	
1983 Econoline Van	Water Pump DP1068	
L6 4.9L GAS Naturally Aspirated (VIN Y)	1983 Ranger	
Water Pump DP840	L4 2.0L GAS Naturally Aspirated (VIN C)	
L6 4.9L LPG Naturally Aspirated (VIN 9)	Water Pump DP1312	
Water Pump DP840	L4 2.3L GAS Naturally Aspirated (VIN A)	
V8 5.0L GAS Naturally Aspirated (VIN F)	Water Pump DP1312	
Water Pump DP991	V6 2.8L GAS Naturally Aspirated (VIN S)	
1983 Econoline Van	Water Pump DP1068	
L6 4.9L GAS Naturally Aspirated (VIN Y)	1983 Ranger	
Water Pump DP840	L4 2.0L GAS Naturally Aspirated (VIN C)	
L6 4.9L LPG Naturally Aspirated (VIN 9)	Water Pump DP1312	
Water Pump DP840	L4 2.3L GAS Naturally Aspirated (VIN A)	
V8 5.0L GAS Naturally Aspirated (VIN F)	Water Pump DP1312	
Water Pump DP991	V6 2.8L GAS Naturally Aspirated (VIN S)	
1983 Econoline Van	Water Pump DP1068	
L6 4.9L GAS Naturally Aspirated (VIN Y)	1983 Ranger	
Water Pump DP840	L4 2.0L GAS Naturally Aspirated (VIN C)	
L6 4.9L LPG Naturally Aspirated (VIN 9)	Water Pump DP1312	
Water Pump DP840	L4 2.3L GAS Naturally Aspirated (VIN A)	
V8 5.0L GAS Naturally Aspirated (VIN F)	Water Pump DP1312	
Water Pump DP991	V6 2.8L GAS Naturally Aspirated (VIN S)	
1983 Econoline Van	Water Pump DP1068	
L6 4.9L GAS Naturally Aspirated (VIN Y)	1983 Ranger	
Water Pump DP840	L4 2.0L GAS Naturally Aspirated (VIN C)	
L6 4.9L LPG Naturally Aspirated (VIN 9)	Water Pump DP1312	
Water Pump DP840	L4 2.3L GAS Naturally Aspirated (VIN A)	
V8 5.0L GAS Naturally Aspirated (VIN F)	Water Pump DP1312	
Water Pump DP991	V6 2.8L GAS Naturally Aspirated (VIN S)	
1983 Econoline Van	Water Pump DP1068	
L6 4.9L GAS Naturally Aspirated (VIN Y)	1983 Ranger	
Water Pump DP840	L4 2.0L GAS Naturally Aspirated (VIN C)	
L6 4.9L LPG Naturally Aspirated (VIN 9)	Water Pump DP1312	
Water Pump DP840	L4 2.3L GAS Naturally Aspirated (VIN A)	
V8 5.0L GAS Naturally Aspirated (VIN F)	Water Pump DP1312	
Water Pump DP991	V6 2.8L GAS Naturally Aspirated (VIN S)	
1983 Econoline Van	Water Pump DP1068	
L6 4.9L GAS Naturally Aspirated (VIN Y)	1983 Ranger	
Water Pump DP840	L4 2.0L GAS Naturally Aspirated (VIN C)	
L6 4.9L LPG Naturally Aspirated (VIN 9)	Water Pump DP1312	
Water Pump DP840	L4 2.3L GAS Naturally Aspirated (VIN A)	
V8 5.0L GAS Naturally Aspirated (VIN F)	Water Pump DP1312	
Water Pump DP991	V6 2.8L GAS Naturally Aspirated (VIN S)	
1983 Econoline Van	Water Pump DP1068	
L6 4.9L GAS Naturally Aspirated (VIN Y)	1983 Ranger	
Water Pump DP840	L4 2.0L GAS Naturally Aspirated (VIN C)	
L6 4.9L LPG Naturally Aspirated (VIN 9)	Water Pump DP1312	
Water Pump DP840		

Ford		Ford		Ford	
1982 Mustang		1981 Thunderbird		1979 F Series Pickup	
L4 2.3L GAS Turbocharged (VIN T)		L6 3.3L GAS Naturally Aspirated (VIN B)		L6 4.9L GAS Naturally Aspirated (VIN B)	
Water Pump	DP832	Water Pump	DP1070	Water Pump	DP1021
L6 3.3L GAS Naturally Aspirated (VIN B)		1980 Bronco		V8 5.0L GAS Naturally Aspirated (VIN G)	
Water Pump	DP1070	L6 4.9L GAS Naturally Aspirated (VIN E)		Water Pump	DP991
V8 4.2L GAS Naturally Aspirated (VIN D)		Water Pump	DP1021	V8 6.6L GAS Naturally Aspirated (VIN S)	
Water Pump	DP1462	V8 5.0L GAS Naturally Aspirated (VIN F)		Water Pump	DP815
V8 5.0L GAS Naturally Aspirated (VIN F)		Water Pump	DP991	V8 6.6L GAS Naturally Aspirated (VIN Z)	
Water Pump	DP1462	1980 Courier		Water Pump	DP815
1982 Thunderbird		L4 2.3L GAS Naturally Aspirated (VIN B)		V8 7.5L GAS Naturally Aspirated (VIN A)	
L6 3.3L GAS Naturally Aspirated (VIN B)		Water Pump	DP832	Water Pump	DP811
Water Pump	DP1070	1980 Econoline Van		V8 7.5L GAS Naturally Aspirated (VIN J)	
V6 3.8L GAS Naturally Aspirated (VIN 3)		L6 4.9L GAS Naturally Aspirated (VIN E)		Water Pump	DP811
Water Pump	DP1061	Water Pump	DP1021	1979 Fairmont	
1981 Bronco		V8 5.0L GAS Naturally Aspirated (VIN F)		L4 2.3L GAS Naturally Aspirated (VIN Y)	
L6 4.9L GAS Naturally Aspirated (VIN E)		Water Pump	DP991	Water Pump	DP832
Water Pump	DP1021	V8 6.6L GAS Naturally Aspirated (VIN Z)		L6 3.3L GAS Naturally Aspirated (VIN T)	
V8 5.0L GAS Naturally Aspirated (VIN F)		Water Pump	DP815	Water Pump	DP1070
Water Pump	DP991	V8 7.5L GAS Naturally Aspirated (VIN L)		V8 5.0L GAS Naturally Aspirated (VIN F)	
1981 Courier		Water Pump	DP811	Water Pump	DP991
L4 2.3L GAS Naturally Aspirated (VIN 2)		1980 F Series Pickup		1979 Granada	
Water Pump	DP832	L6 4.9L GAS Naturally Aspirated (VIN E)		V8 5.0L GAS Naturally Aspirated (VIN F)	
1981 Econoline Van		Water Pump	DP1021	Water Pump	DP991
L6 4.9L GAS Naturally Aspirated (VIN E)		V8 5.0L GAS Naturally Aspirated (VIN F)		1979 LTD	
Water Pump	DP1021	Water Pump	DP991	V8 5.0L GAS Naturally Aspirated (VIN F)	
V8 5.0L GAS Naturally Aspirated (VIN F)		V8 6.6L GAS Naturally Aspirated (VIN Z)		Water Pump	DP852
Water Pump	DP991	Water Pump	DP815	V8 5.8L GAS Naturally Aspirated (VIN H)	
V8 6.6L GAS Naturally Aspirated (VIN Z)		1980 Fairmont		Water Pump	DP991
Water Pump	DP815	L4 2.3L GAS Naturally Aspirated (VIN A)		1979 LTD II	
V8 7.5L GAS Naturally Aspirated (VIN L)		Water Pump	DP832	V8 5.0L GAS Naturally Aspirated (VIN F)	
Water Pump	DP811	L6 3.3L GAS Naturally Aspirated (VIN B)		Water Pump	DP991
1981 Escort		Water Pump	DP1070	1979 Mustang	
L4 1.6L GAS Naturally Aspirated (VIN 2)		V8 4.2L GAS Naturally Aspirated (VIN D)		L4 2.3L GAS Naturally Aspirated (VIN Y)	
Water Pump	DP937 ^{11,9}	Water Pump	DP991	Water Pump	DP832
1981 F Series Pickup		1980 Granada		L4 2.3L GAS Turbocharged (VIN W)	
L6 4.9L GAS Naturally Aspirated (VIN E)		V8 4.2L GAS Naturally Aspirated (VIN D)		Water Pump	DP832
Water Pump	DP1021	Water Pump	DP991	L6 3.3L GAS Naturally Aspirated (VIN T)	
V8 4.2L GAS Naturally Aspirated (VIN D)		V8 5.0L GAS Naturally Aspirated (VIN F)		Water Pump	DP1070
Water Pump	DP991	Water Pump	DP991	V8 5.0L GAS Naturally Aspirated (VIN F)	
V8 5.0L GAS Naturally Aspirated (VIN F)		1980 Mustang		Water Pump	DP1462
Water Pump	DP991	L4 2.3L GAS Naturally Aspirated (VIN A)		1979 Pinto	
V8 6.6L GAS Naturally Aspirated (VIN Z)		Water Pump	DP832	L4 2.3L GAS Naturally Aspirated (VIN Y)	
Water Pump	DP815	L4 2.3L GAS Turbocharged (VIN W)		Water Pump	DP832
1981 Fairmont		Water Pump	DP832	1979 Ranchero	
L4 2.3L GAS Naturally Aspirated (VIN A)		L6 3.3L GAS Naturally Aspirated (VIN B)		V8 5.0L GAS Naturally Aspirated (VIN F)	
Water Pump	DP832	Water Pump	DP1070	Water Pump	DP991
L6 3.3L GAS Naturally Aspirated (VIN B)		V8 4.2L GAS Naturally Aspirated (VIN D)		1979 Thunderbird	
Water Pump	DP1070	Water Pump	DP1462	V8 5.0L GAS Naturally Aspirated (VIN F)	
V8 4.2L GAS Naturally Aspirated (VIN D)		1980 Pinto		Water Pump	DP991
Water Pump	DP991	L4 2.3L GAS Naturally Aspirated (VIN A)		1978 Bronco	
1981 Granada		Water Pump	DP832	V8 6.6L GAS Naturally Aspirated (VIN S)	
L4 2.3L GAS Naturally Aspirated (VIN A)		1980 Thunderbird		Water Pump	DP815
Water Pump	DP832	L6 3.3L GAS Naturally Aspirated (VIN B)		1978 Courier	
L6 3.3L GAS Naturally Aspirated (VIN B)		Water Pump	DP1070	L4 2.3L GAS Naturally Aspirated (VIN B)	
Water Pump	DP1070	1979 Bronco		Water Pump	DP832
V8 4.2L GAS Naturally Aspirated (VIN D)		V8 6.6L GAS Naturally Aspirated (VIN S)		1978 Econoline Van	
Water Pump	DP991	Water Pump	DP815	L6 4.9L GAS Naturally Aspirated (VIN B)	
1981 Mustang		1979 Courier		Water Pump	DP1021
L4 2.3L GAS Naturally Aspirated (VIN A)		L4 2.3L GAS Naturally Aspirated (VIN B)		V8 5.8L GAS Naturally Aspirated (VIN H)	
Water Pump	DP832	Water Pump	DP832	Water Pump	DP991
L4 2.3L GAS Naturally Aspirated (VIN T)		1979 Econoline Van		V8 7.5L GAS Naturally Aspirated (VIN A)	
Water Pump	DP832	L6 4.9L GAS Naturally Aspirated (VIN B)		Water Pump	DP811
L4 2.3L GAS Turbocharged (VIN T)		Water Pump	DP1021	1978 F Series Pickup	
Water Pump	DP832	V8 5.0L GAS Naturally Aspirated (VIN G)		L6 4.9L GAS Naturally Aspirated (VIN B)	
L6 3.3L GAS Naturally Aspirated (VIN B)		Water Pump	DP991	Water Pump	DP1021
Water Pump	DP1070	V8 5.8L GAS Naturally Aspirated (VIN H)		V8 5.0L GAS Naturally Aspirated (VIN G)	
V8 4.2L GAS Naturally Aspirated (VIN D)		Water Pump	DP991	Water Pump	DP991
Water Pump	DP1462	V8 7.5L GAS Naturally Aspirated (VIN A)		V8 6.6L GAS Naturally Aspirated (VIN S)	
		Water Pump	DP811	Water Pump	DP815

Ford		Ford		Ford	
1978 F Series Pickup		1977 F Series Pickup		1976 Econoline Van	
V8 6.6L GAS Naturally Aspirated (VIN Z)		V8 6.6L GAS Naturally Aspirated (VIN S)		V8 5.8L GAS Naturally Aspirated (VIN H)	
Water Pump	DP815	Water Pump	DP815	Water Pump	DP991
V8 7.5L GAS Naturally Aspirated (VIN J)		V8 6.6L GAS Naturally Aspirated (VIN Z)		V8 7.5L GAS Naturally Aspirated (VIN A)	
Water Pump	DP811	Water Pump	DP815	Water Pump	DP811
1978 Fairmont		V8 7.5L GAS Naturally Aspirated (VIN J)		1976 Elite	
L4 2.3L GAS Naturally Aspirated (VIN Y)		Water Pump	DP811	V8 6.6L GAS Naturally Aspirated (VIN S)	
Water Pump	DP832	1977 Granada		Water Pump	DP815
L6 3.3L GAS Naturally Aspirated (VIN T)		L6 3.3L GAS Naturally Aspirated (VIN T)		V8 7.5L GAS Naturally Aspirated (VIN A)	
Water Pump	DP1070	Water Pump	DP1070	Water Pump	DP811
V8 5.0L GAS Naturally Aspirated (VIN F)		V8 5.0L GAS Naturally Aspirated (VIN F)		1976 F Series Pickup	
Water Pump	DP991	Water Pump	DP991	V8 5.0L GAS Naturally Aspirated (VIN G)	
1978 Granada		V8 5.8L GAS Naturally Aspirated (VIN H)		Water Pump	DP991
V8 5.0L GAS Naturally Aspirated (VIN F)		Water Pump	DP991	V8 5.9L GAS Naturally Aspirated (VIN Y)	
Water Pump	DP991	1977 LTD		Water Pump	DP822
1978 LTD		V8 5.0L GAS Naturally Aspirated (VIN F)		V8 6.4L GAS Naturally Aspirated (VIN H)	
V8 5.0L GAS Naturally Aspirated (VIN F)		Water Pump	DP991	Water Pump	DP822
Water Pump	DP991	V8 6.6L GAS Naturally Aspirated (VIN S)		V8 6.4L GAS Naturally Aspirated (VIN M)	
V8 6.6L GAS Naturally Aspirated (VIN S)		Water Pump	DP815	Water Pump	DP822
Water Pump	DP815	V8 7.5L GAS Naturally Aspirated (VIN A)		V8 7.5L GAS Naturally Aspirated (VIN J)	
V8 7.5L GAS Naturally Aspirated (VIN A)		Water Pump	DP811	Water Pump	DP811
Water Pump	DP811	V8 7.5L GAS Naturally Aspirated (VIN C)		1976 Gran Torino	
V8 7.5L GAS Naturally Aspirated (VIN C)		Water Pump	DP811	V8 6.6L GAS Naturally Aspirated (VIN S)	
Water Pump	DP811	1977 LTD II		Water Pump	DP815
1978 LTD II		V8 5.0L GAS Naturally Aspirated (VIN F)		V8 7.5L GAS Naturally Aspirated (VIN A)	
V8 5.0L GAS Naturally Aspirated (VIN F)		Water Pump	DP991	Water Pump	DP811
Water Pump	DP991	V8 6.6L GAS Naturally Aspirated (VIN S)		1976 Granada	
V8 6.6L GAS Naturally Aspirated (VIN S)		Water Pump	DP815	L6 3.3L GAS Naturally Aspirated (VIN T)	
Water Pump	DP815	1977 Maverick		Water Pump	DP1070
1978 Mustang II		L6 3.3L GAS Naturally Aspirated (VIN T)		V8 5.0L GAS Naturally Aspirated (VIN F)	
L4 2.3L GAS Naturally Aspirated (VIN Y)		Water Pump	DP1070	Water Pump	DP991
Water Pump	DP832	V8 5.0L GAS Naturally Aspirated (VIN F)		V8 5.8L GAS Naturally Aspirated (VIN H)	
V8 5.0L GAS Naturally Aspirated (VIN F)		Water Pump	DP991	Water Pump	DP991
Water Pump	DP991	1977 Mustang II		1976 LTD	
1978 Pinto		L4 2.3L GAS Naturally Aspirated (VIN Y)		V8 6.6L GAS Naturally Aspirated (VIN S)	
L4 2.3L GAS Naturally Aspirated (VIN Y)		Water Pump	DP832	Water Pump	DP815
Water Pump	DP832	V8 5.0L GAS Naturally Aspirated (VIN F)		V8 7.5L GAS Naturally Aspirated (VIN A)	
1978 Ranchero		Water Pump	DP991	Water Pump	DP811
V8 5.0L GAS Naturally Aspirated (VIN F)		1977 P-500		V8 7.5L GAS Naturally Aspirated (VIN C)	
Water Pump	DP991	V8 5.0L GAS Naturally Aspirated (VIN B)		Water Pump	DP811
V8 6.6L GAS Naturally Aspirated (VIN S)		Water Pump	DP991	1976 Maverick	
Water Pump	DP815	1977 Pinto		L6 3.3L GAS Naturally Aspirated (VIN T)	
1978 Thunderbird		L4 2.3L GAS Naturally Aspirated (VIN Y)		Water Pump	DP1070
V8 5.0L GAS Naturally Aspirated (VIN F)		Water Pump	DP832	V8 5.0L GAS Naturally Aspirated (VIN F)	
Water Pump	DP991	1977 Ranchero		Water Pump	DP991
V8 6.6L GAS Naturally Aspirated (VIN S)		V8 5.0L GAS Naturally Aspirated (VIN F)		1976 Mustang II	
Water Pump	DP815	Water Pump	DP991	L4 2.3L GAS Naturally Aspirated (VIN Y)	
1977 Bronco		V8 6.6L GAS Naturally Aspirated (VIN S)		Water Pump	DP832
V8 5.0L GAS Naturally Aspirated (VIN G)		Water Pump	DP815	V8 5.0L GAS Naturally Aspirated (VIN F)	
Heavy Duty	DP8101 ²⁹	V8 7.5L GAS Naturally Aspirated (VIN A)		Water Pump	DP991
Standard Duty	DP810	Water Pump	DP811	1976 P-350	
1977 Courier		1977 Thunderbird		L6 4.9L GAS Naturally Aspirated (VIN B)	
L4 2.3L GAS Naturally Aspirated (VIN B)		V8 5.0L GAS Naturally Aspirated (VIN F)		Water Pump	DP1032
Water Pump	DP832	Water Pump	DP991	V8 5.0L GAS Naturally Aspirated (VIN G)	
1977 Custom 500		V8 6.6L GAS Naturally Aspirated (VIN S)		Water Pump	DP991
V8 6.6L GAS Naturally Aspirated (VIN S)		Water Pump	DP815	1976 P-400	
Water Pump	DP815	1976 Bronco		V8 5.0L GAS Naturally Aspirated (VIN B)	
1977 Econoline Van		V8 5.0L GAS Naturally Aspirated (VIN G)		Water Pump	DP991
V8 5.8L GAS Naturally Aspirated (VIN H)		Heavy Duty	DP8101 ²⁹	1976 P-500	
Water Pump	DP991	Standard Duty	DP810	V8 5.0L GAS Naturally Aspirated (VIN B)	
V8 7.5L GAS Naturally Aspirated (VIN A)		1976 Custom 500		Water Pump	DP991
Water Pump	DP811	V8 6.6L GAS Naturally Aspirated (VIN S)		1976 Pinto	
1977 F Series Pickup		Water Pump	DP815	L4 2.3L GAS Naturally Aspirated (VIN Y)	
V8 5.0L GAS Naturally Aspirated (VIN G)		V8 7.5L GAS Naturally Aspirated (VIN A)		Water Pump	DP832
Water Pump	DP991	Water Pump	DP811	1976 Ranchero	
V8 5.9L GAS Naturally Aspirated (VIN Y)		V8 7.5L GAS Naturally Aspirated (VIN C)		V8 6.6L GAS Naturally Aspirated (VIN S)	
Water Pump	DP822	Water Pump	DP811	Water Pump	DP815
V8 6.4L GAS Naturally Aspirated (VIN H)				V8 7.5L GAS Naturally Aspirated (VIN A)	
Water Pump	DP822			Water Pump	DP811

Ford		Ford		Ford	
1976 Thunderbird		1975 P-350		1974 F Series Pickup	
V8 7.5L GAS Naturally Aspirated (VIN A)		L6 4.9L GAS Naturally Aspirated (VIN B)		V8 7.5L GAS Naturally Aspirated (VIN J)	
Water Pump	DP811	Water Pump	DP1032	Water Pump	DP811
1976 Torino		1975 Pinto		1974 Galaxie 500	
V8 6.6L GAS Naturally Aspirated (VIN S)		L4 2.3L GAS Naturally Aspirated (VIN Y)		V8 6.6L GAS Naturally Aspirated (VIN S)	
Water Pump	DP815	Water Pump	DP832	Water Pump	DP815
V8 7.5L GAS Naturally Aspirated (VIN A)		1975 Ranchero		V8 7.5L GAS Naturally Aspirated (VIN A)	
Water Pump	DP811	V8 6.6L GAS Naturally Aspirated (VIN S)		Water Pump	DP811
V8 7.5L GAS Naturally Aspirated (VIN C)		V8 7.5L GAS Naturally Aspirated (VIN A)		V8 7.5L GAS Naturally Aspirated (VIN C)	
Water Pump	DP811	Water Pump	DP811	Water Pump	DP811
1975 Bronco		1975 Thunderbird		1974 Gran Torino	
V8 5.0L GAS Naturally Aspirated (VIN G)		V8 7.5L GAS Naturally Aspirated (VIN A)		V8 5.0L GAS Naturally Aspirated (VIN F)	
Heavy Duty	DP8101 ²⁹	Water Pump	DP811	Water Pump	DP991
Standard Duty	DP810	1975 Torino		V8 6.6L GAS Naturally Aspirated (VIN S)	
1975 Custom 500		V8 6.6L GAS Naturally Aspirated (VIN S)		Water Pump	DP815
V8 6.6L GAS Naturally Aspirated (VIN S)		Water Pump	DP815	V8 7.5L GAS Naturally Aspirated (VIN A)	
Water Pump	DP815	V8 7.5L GAS Naturally Aspirated (VIN A)		Water Pump	DP811
V8 7.5L GAS Naturally Aspirated (VIN A)		Water Pump	DP811	V8 7.5L GAS Naturally Aspirated (VIN C)	
Water Pump	DP811	V8 7.5L GAS Naturally Aspirated (VIN C)		Water Pump	DP811
1975 Econoline Van		1974 Bronco		1974 LTD	
V8 5.0L GAS Naturally Aspirated (VIN G)		L6 3.3L GAS Naturally Aspirated (VIN T)		V8 6.6L GAS Naturally Aspirated (VIN S)	
Water Pump	DP991	Water Pump	DP865	Water Pump	DP815
V8 5.8L GAS Naturally Aspirated (VIN H)		V8 5.0L GAS Naturally Aspirated (VIN G)		V8 7.5L GAS Naturally Aspirated (VIN A)	
Water Pump	DP991	Heavy Duty	DP8101 ²⁹	Water Pump	DP811
V8 7.5L GAS Naturally Aspirated (VIN A)		Standard Duty	DP810	V8 7.5L GAS Naturally Aspirated (VIN C)	
Water Pump	DP811	1974 Country Sedan		Water Pump	DP811
1975 Elite		V8 6.6L GAS Naturally Aspirated (VIN S)		1974 M-450	
V8 6.6L GAS Naturally Aspirated (VIN S)		Water Pump	DP815	V8 5.9L GAS Naturally Aspirated (VIN Y)	
Water Pump	DP815	V8 7.5L GAS Naturally Aspirated (VIN A)		Water Pump	DP822
V8 7.5L GAS Naturally Aspirated (VIN A)		Water Pump	DP811	1974 Maverick	
Water Pump	DP811	V8 7.5L GAS Naturally Aspirated (VIN C)		L6 3.3L GAS Naturally Aspirated (VIN T)	
1975 F Series Pickup		Water Pump	DP811	Water Pump	DP865
V8 5.0L GAS Naturally Aspirated (VIN G)		1974 Country Squire		V8 5.0L GAS Naturally Aspirated (VIN F)	
Water Pump	DP991	V8 6.6L GAS Naturally Aspirated (VIN S)		Water Pump	DP991
V8 5.9L GAS Naturally Aspirated (VIN Y)		Water Pump	DP815	1974 Mustang II	
Water Pump	DP822	V8 7.5L GAS Naturally Aspirated (VIN A)		L4 2.0L GAS Naturally Aspirated (VIN X)	
V8 6.4L GAS Naturally Aspirated (VIN H)		Water Pump	DP811	Water Pump	DP832
Water Pump	DP822	V8 7.5L GAS Naturally Aspirated (VIN C)		L4 2.3L GAS Naturally Aspirated (VIN Y)	
V8 6.4L GAS Naturally Aspirated (VIN M)		Water Pump	DP811	Water Pump	DP832
Water Pump	DP822	1974 Custom 500		1974 P-350	
V8 7.5L GAS Naturally Aspirated (VIN J)		V8 6.6L GAS Naturally Aspirated (VIN S)		V8 5.9L GAS Naturally Aspirated (VIN Y)	
Water Pump	DP811	Water Pump	DP815	Water Pump	DP822
1975 Gran Torino		V8 7.5L GAS Naturally Aspirated (VIN A)		V8 6.4L GAS Naturally Aspirated (VIN H)	
V8 6.6L GAS Naturally Aspirated (VIN S)		Water Pump	DP811	Water Pump	DP822
Water Pump	DP815	V8 7.5L GAS Naturally Aspirated (VIN C)		1974 Pinto	
V8 7.5L GAS Naturally Aspirated (VIN A)		Water Pump	DP811	L4 2.3L GAS Naturally Aspirated (VIN Y)	
Water Pump	DP811	1974 Econoline Van		Water Pump	DP832
1975 Granada		V8 5.0L GAS Naturally Aspirated (VIN G)		1974 Ranch Wagon	
V8 5.0L GAS Naturally Aspirated (VIN F)		Heavy Duty	DP8101 ²⁹	V8 6.6L GAS Naturally Aspirated (VIN S)	
Water Pump	DP991	Standard Duty	DP810	Water Pump	DP815
V8 5.8L GAS Naturally Aspirated (VIN H)		1974 F Series Pickup		V8 7.5L GAS Naturally Aspirated (VIN A)	
Water Pump	DP991	L6 3.9L GAS Naturally Aspirated (VIN 1)		Water Pump	DP811
1975 LTD		Water Pump	DP1032	V8 7.5L GAS Naturally Aspirated (VIN C)	
V8 6.6L GAS Naturally Aspirated (VIN S)		L6 3.9L GAS Naturally Aspirated (VIN A)		Water Pump	DP811
Water Pump	DP815	Water Pump	DP1032	1974 Ranchero	
V8 7.5L GAS Naturally Aspirated (VIN A)		V8 5.0L GAS Naturally Aspirated (VIN G)		V8 5.0L GAS Naturally Aspirated (VIN F)	
Water Pump	DP811	Water Pump	DP991	Water Pump	DP991
V8 7.5L GAS Naturally Aspirated (VIN C)		V8 5.9L GAS Naturally Aspirated (VIN Y)		V8 5.0L GAS Naturally Aspirated (VIN G)	
Water Pump	DP811	Water Pump	DP822	Water Pump	DP991
1975 Maverick		V8 6.4L GAS Naturally Aspirated (VIN H)		V8 6.6L GAS Naturally Aspirated (VIN S)	
V8 5.0L GAS Naturally Aspirated (VIN F)		Water Pump	DP822	Water Pump	DP815
Water Pump	DP991	V8 6.4L GAS Naturally Aspirated (VIN M)		V8 7.5L GAS Naturally Aspirated (VIN A)	
1975 Mustang II		Water Pump	DP822	Water Pump	DP811
L4 2.3L GAS Naturally Aspirated (VIN Y)		V8 7.5L GAS Naturally Aspirated (VIN A)		1974 Thunderbird	
Water Pump	DP832	Water Pump	DP811	V8 6.6L GAS Naturally Aspirated (VIN S)	
				Water Pump	DP815
				V8 7.5L GAS Naturally Aspirated (VIN A)	
				Water Pump	DP811

Ford		Ford		Ford	
1974 Torino		1973 Galaxie 500		1973 Ranchero	
V8 5.0L GAS Naturally Aspirated (VIN F)	Water Pump DP991	V8 7.5L GAS Naturally Aspirated (VIN A)	Water Pump DP811	V8 6.6L GAS Naturally Aspirated (VIN S)	Water Pump DP815
V8 6.6L GAS Naturally Aspirated (VIN S)	Water Pump DP815	V8 7.5L GAS Naturally Aspirated (VIN C)	Water Pump DP811	V8 7.0L GAS Naturally Aspirated (VIN N)	Water Pump DP811
V8 7.5L GAS Naturally Aspirated (VIN A)	Water Pump DP811	1973 Gran Torino		1973 Thunderbird	
V8 7.5L GAS Naturally Aspirated (VIN C)	Water Pump DP811	V8 5.0L GAS Naturally Aspirated (VIN F)	Water Pump DP991	V8 6.6L GAS Naturally Aspirated (VIN S)	Water Pump DP815
1973 Bronco		V8 6.6L GAS Naturally Aspirated (VIN S)	Water Pump DP815	V8 7.0L GAS Naturally Aspirated (VIN N)	Water Pump DP811
L6 3.3L GAS Naturally Aspirated (VIN T)	Water Pump DP865	V8 7.0L GAS Naturally Aspirated (VIN N)	Water Pump DP811	V8 7.5L GAS Naturally Aspirated (VIN A)	Water Pump DP811
V8 5.0L GAS Naturally Aspirated (VIN G)	Heavy Duty DP8101 ²⁹	V8 7.5L GAS Naturally Aspirated (VIN A)	Water Pump DP811	V8 7.5L GAS Naturally Aspirated (VIN A)	Water Pump DP811
Standard Duty	DP810	V8 7.5L GAS Naturally Aspirated (VIN C)	Water Pump DP811	Water Pump	DP811
1973 Country Sedan		1973 LTD		1973 Torino	
V8 6.6L GAS Naturally Aspirated (VIN S)	Water Pump DP815	V8 6.6L GAS Naturally Aspirated (VIN S)	Water Pump DP815	V8 5.0L GAS Naturally Aspirated (VIN F)	Water Pump DP991
V8 7.0L GAS Naturally Aspirated (VIN N)	Water Pump DP811	V8 7.0L GAS Naturally Aspirated (VIN N)	Water Pump DP811	V8 6.6L GAS Naturally Aspirated (VIN S)	Water Pump DP815
V8 7.5L GAS Naturally Aspirated (VIN A)	Water Pump DP811	V8 7.5L GAS Naturally Aspirated (VIN A)	Water Pump DP811	V8 7.0L GAS Naturally Aspirated (VIN N)	Water Pump DP811
V8 7.5L GAS Naturally Aspirated (VIN C)	Water Pump DP811	V8 7.5L GAS Naturally Aspirated (VIN C)	Water Pump DP811	V8 7.5L GAS Naturally Aspirated (VIN A)	Water Pump DP811
1973 Country Squire		1973 M-400		V8 7.5L GAS Naturally Aspirated (VIN C)	Water Pump DP811
V8 6.6L GAS Naturally Aspirated (VIN S)	Water Pump DP815	V8 5.9L GAS Naturally Aspirated (VIN Y)	Water Pump DP822	1972 Bronco	
V8 7.0L GAS Naturally Aspirated (VIN N)	Water Pump DP811	V8 6.4L GAS Naturally Aspirated (VIN H)	Water Pump DP822	L6 2.8L GAS Naturally Aspirated (VIN F)	Water Pump DP865
V8 7.5L GAS Naturally Aspirated (VIN A)	Water Pump DP811	1973 Maverick		V8 5.0L GAS Naturally Aspirated (VIN G)	Heavy Duty DP8101 ²⁹
V8 7.5L GAS Naturally Aspirated (VIN C)	Water Pump DP811	L6 3.3L GAS Naturally Aspirated (VIN T)	Water Pump DP865	Standard Duty	DP810
1973 Custom 500		V8 5.0L GAS Naturally Aspirated (VIN F)	Water Pump DP991	1972 Country Sedan	
V8 6.6L GAS Naturally Aspirated (VIN S)	Water Pump DP815	1973 Mustang		L6 3.9L GAS Naturally Aspirated (VIN E)	Water Pump DP1032
V8 7.0L GAS Naturally Aspirated (VIN N)	Water Pump DP811	V8 5.0L GAS Naturally Aspirated (VIN F)	Water Pump DP991	L6 3.9L GAS Naturally Aspirated (VIN V)	Water Pump DP1032
V8 7.5L GAS Naturally Aspirated (VIN A)	Water Pump DP811	V8 5.8L GAS Naturally Aspirated (VIN H)	Water Pump DP815	V8 5.0L GAS Naturally Aspirated (VIN D)	Water Pump DP991
V8 7.5L GAS Naturally Aspirated (VIN C)	Water Pump DP811	V8 5.8L GAS Naturally Aspirated (VIN Q)	Water Pump DP815	V8 5.0L GAS Naturally Aspirated (VIN F)	Water Pump DP991
1973 Econoline Van		1973 P-100		V8 6.6L GAS Naturally Aspirated (VIN S)	Water Pump DP815
V8 5.0L GAS Naturally Aspirated (VIN G)	Heavy Duty DP8101 ²⁹	L6 3.9L GAS Naturally Aspirated (VIN 1)	Water Pump DP1032	V8 7.0L GAS Naturally Aspirated (VIN N)	Water Pump DP811
Standard Duty	DP810	L6 3.9L GAS Naturally Aspirated (VIN A)	Water Pump DP1032	V8 7.0L GAS Naturally Aspirated (VIN P)	Water Pump DP811
1973 F Series Pickup		1973 P-350		V8 7.5L GAS Naturally Aspirated (VIN A)	Water Pump DP811
L6 3.9L GAS Naturally Aspirated (VIN 1)	Water Pump DP1032	L6 4.9L GAS Naturally Aspirated (VIN B)	Water Pump DP1032	1972 Country Squire	
L6 3.9L GAS Naturally Aspirated (VIN A)	Water Pump DP1032	V8 5.9L GAS Naturally Aspirated (VIN Y)	Water Pump DP822	L6 3.9L GAS Naturally Aspirated (VIN E)	Water Pump DP1032
L6 4.9L GAS Naturally Aspirated (VIN B)	Water Pump DP1032	V8 6.4L GAS Naturally Aspirated (VIN H)	Water Pump DP822	L6 3.9L GAS Naturally Aspirated (VIN V)	Water Pump DP1032
V8 5.0L GAS Naturally Aspirated (VIN G)	Water Pump DP991	1973 Ranch Wagon		V8 5.0L GAS Naturally Aspirated (VIN D)	Water Pump DP991
V8 5.9L GAS Naturally Aspirated (VIN Y)	Water Pump DP822	V8 6.6L GAS Naturally Aspirated (VIN S)	Water Pump DP815	V8 5.0L GAS Naturally Aspirated (VIN F)	Water Pump DP991
V8 6.4L GAS Naturally Aspirated (VIN H)	Water Pump DP822	V8 7.0L GAS Naturally Aspirated (VIN N)	Water Pump DP811	V8 6.6L GAS Naturally Aspirated (VIN S)	Water Pump DP815
V8 7.5L GAS Naturally Aspirated (VIN A)	Water Pump DP811	V8 7.5L GAS Naturally Aspirated (VIN A)	Water Pump DP811	V8 7.0L GAS Naturally Aspirated (VIN N)	Water Pump DP811
V8 7.5L GAS Naturally Aspirated (VIN J)	Water Pump DP811	V8 7.5L GAS Naturally Aspirated (VIN C)	Water Pump DP811	V8 7.0L GAS Naturally Aspirated (VIN P)	Water Pump DP811
1973 Galaxie 500		1973 Ranchero		V8 7.5L GAS Naturally Aspirated (VIN A)	Water Pump DP811
V8 6.6L GAS Naturally Aspirated (VIN S)	Water Pump DP815	V8 5.0L GAS Naturally Aspirated (VIN F)	Water Pump DP991	1972 Custom	
V8 7.0L GAS Naturally Aspirated (VIN N)	Water Pump DP811	V8 5.0L GAS Naturally Aspirated (VIN G)	Water Pump DP991	L6 3.9L GAS Naturally Aspirated (VIN E)	Water Pump DP1032
				L6 3.9L GAS Naturally Aspirated (VIN V)	Water Pump DP1032

Ford		Ford		Ford	
1972 Custom		1972 Galaxie 500		1972 Ranch Wagon	
V8 5.0L GAS Naturally Aspirated (VIN D)		V8 7.5L GAS Naturally Aspirated (VIN A)		L6 3.9L GAS Naturally Aspirated (VIN E)	
Water Pump	DP991	Water Pump	DP811	Water Pump	DP1032
V8 5.0L GAS Naturally Aspirated (VIN F)		1972 Gran Torino		L6 3.9L GAS Naturally Aspirated (VIN V)	
Water Pump	DP991	V8 5.0L GAS Naturally Aspirated (VIN F)		Water Pump	DP1032
V8 6.6L GAS Naturally Aspirated (VIN S)		Water Pump	DP991	V8 5.0L GAS Naturally Aspirated (VIN D)	
Water Pump	DP815	V8 6.6L GAS Naturally Aspirated (VIN S)		Water Pump	DP991
V8 7.0L GAS Naturally Aspirated (VIN N)		Water Pump	DP815	V8 5.0L GAS Naturally Aspirated (VIN F)	
Water Pump	DP811	V8 7.0L GAS Naturally Aspirated (VIN N)		Water Pump	DP991
V8 7.0L GAS Naturally Aspirated (VIN P)		Water Pump	DP811	V8 6.6L GAS Naturally Aspirated (VIN S)	
Water Pump	DP811	1972 LTD		Water Pump	DP815
V8 7.5L GAS Naturally Aspirated (VIN A)		L6 3.9L GAS Naturally Aspirated (VIN E)		V8 7.0L GAS Naturally Aspirated (VIN N)	
Water Pump	DP811	Water Pump	DP1032	Water Pump	DP811
1972 Custom 500		L6 3.9L GAS Naturally Aspirated (VIN V)		V8 7.0L GAS Naturally Aspirated (VIN P)	
L6 3.9L GAS Naturally Aspirated (VIN E)		Water Pump	DP1032	Water Pump	DP811
Water Pump	DP1032	V8 5.0L GAS Naturally Aspirated (VIN D)		V8 7.5L GAS Naturally Aspirated (VIN A)	
L6 3.9L GAS Naturally Aspirated (VIN V)		Water Pump	DP991	Water Pump	DP811
Water Pump	DP1032	V8 5.0L GAS Naturally Aspirated (VIN F)		1972 Ranchero	
V8 5.0L GAS Naturally Aspirated (VIN D)		Water Pump	DP991	V8 5.0L GAS Naturally Aspirated (VIN F)	
Water Pump	DP991	V8 6.6L GAS Naturally Aspirated (VIN S)		Water Pump	DP991
V8 5.0L GAS Naturally Aspirated (VIN F)		Water Pump	DP815	V8 5.0L GAS Naturally Aspirated (VIN G)	
Water Pump	DP991	V8 7.0L GAS Naturally Aspirated (VIN N)		Water Pump	DP991
V8 6.6L GAS Naturally Aspirated (VIN S)		Water Pump	DP811	V8 6.6L GAS Naturally Aspirated (VIN S)	
Water Pump	DP815	V8 7.0L GAS Naturally Aspirated (VIN P)		Water Pump	DP815
V8 7.0L GAS Naturally Aspirated (VIN N)		Water Pump	DP811	V8 7.0L GAS Naturally Aspirated (VIN N)	
Water Pump	DP811	V8 7.5L GAS Naturally Aspirated (VIN A)		Water Pump	DP811
V8 7.0L GAS Naturally Aspirated (VIN P)		Water Pump	DP811	V8 7.0L GAS Naturally Aspirated (VIN P)	
Water Pump	DP811	1972 M-400		Water Pump	DP811
V8 7.5L GAS Naturally Aspirated (VIN A)		V8 5.9L GAS Naturally Aspirated (VIN Y)		1972 Thunderbird	
Water Pump	DP811	Water Pump	DP822	V8 6.6L GAS Naturally Aspirated (VIN S)	
1972 Econoline Van		V8 6.4L GAS Naturally Aspirated (VIN H)		Water Pump	DP815
L6 3.9L GAS Naturally Aspirated (VIN 1)		Water Pump	DP822	V8 7.0L GAS Naturally Aspirated (VIN N)	
Water Pump	DP1032	1972 Maverick		Water Pump	DP811
L6 3.9L GAS Naturally Aspirated (VIN A)		L6 2.8L GAS Naturally Aspirated (VIN U)		V8 7.5L GAS Naturally Aspirated (VIN A)	
Water Pump	DP1032	Water Pump	DP865	Water Pump	DP811
L6 4.9L GAS Naturally Aspirated (VIN B)		L6 3.3L GAS Naturally Aspirated (VIN T)		1972 Torino	
Water Pump	DP1032	Water Pump	DP865	V8 5.0L GAS Naturally Aspirated (VIN F)	
V8 5.0L GAS Naturally Aspirated (VIN G)		V8 5.0L GAS Naturally Aspirated (VIN F)		Water Pump	DP991
Heavy Duty	DP8101 ²⁹	Water Pump	DP991	V8 6.6L GAS Naturally Aspirated (VIN S)	
Standard Duty	DP810	1972 Mustang		Water Pump	DP815
1972 F Series Pickup		V8 5.0L GAS Naturally Aspirated (VIN F)		V8 7.0L GAS Naturally Aspirated (VIN N)	
L6 3.9L GAS Naturally Aspirated (VIN 1)		Water Pump	DP991	Water Pump	DP811
Water Pump	DP1032	V8 5.0L GAS Naturally Aspirated (VIN G)		1971 Bronco	
L6 3.9L GAS Naturally Aspirated (VIN A)		Water Pump	DP991	L6 2.8L GAS Naturally Aspirated (VIN F)	
Water Pump	DP1032	V8 5.8L GAS Naturally Aspirated (VIN H)		Water Pump	DP865
L6 4.9L GAS Naturally Aspirated (VIN B)		Water Pump	DP815	V8 5.0L GAS Naturally Aspirated (VIN G)	
Water Pump	DP1032	V8 5.8L GAS Naturally Aspirated (VIN Q)		Heavy Duty	DP8101 ²⁹
V8 5.0L GAS Naturally Aspirated (VIN G)		Water Pump	DP815	Standard Duty	DP810
Water Pump	DP991	V8 5.8L GAS Naturally Aspirated (VIN R)		1971 Country Sedan	
V8 5.9L GAS Naturally Aspirated (VIN Y)		Water Pump	DP815	L6 3.9L GAS Naturally Aspirated (VIN E)	
Water Pump	DP822	1972 P-100		Water Pump	DP1032
V8 6.4L GAS Naturally Aspirated (VIN H)		L6 3.9L GAS Naturally Aspirated (VIN 1)		L6 3.9L GAS Naturally Aspirated (VIN V)	
Water Pump	DP822	Water Pump	DP1032	Water Pump	DP1032
1972 Galaxie 500		L6 3.9L GAS Naturally Aspirated (VIN A)		V8 5.0L GAS Naturally Aspirated (VIN D)	
L6 3.9L GAS Naturally Aspirated (VIN E)		Water Pump	DP1032	Water Pump	DP991
Water Pump	DP1032	1972 P-350		V8 5.0L GAS Naturally Aspirated (VIN F)	
L6 3.9L GAS Naturally Aspirated (VIN V)		L6 3.9L GAS Naturally Aspirated (VIN 1)		Water Pump	DP991
Water Pump	DP1032	Water Pump	DP1032	V8 6.4L GAS Naturally Aspirated (VIN Y)	
V8 5.0L GAS Naturally Aspirated (VIN D)		L6 3.9L GAS Naturally Aspirated (VIN A)		Water Pump	DP822
Water Pump	DP991	Water Pump	DP1032	V8 6.6L GAS Naturally Aspirated (VIN S)	
V8 5.0L GAS Naturally Aspirated (VIN F)		L6 4.9L GAS Naturally Aspirated (VIN B)		Water Pump	DP815
Water Pump	DP991	Water Pump	DP1032	V8 7.0L GAS Naturally Aspirated (VIN K)	
V8 6.6L GAS Naturally Aspirated (VIN S)		V8 5.0L GAS Naturally Aspirated (VIN G)		Water Pump	DP811
Water Pump	DP815	Water Pump	DP991	V8 7.0L GAS Naturally Aspirated (VIN N)	
V8 7.0L GAS Naturally Aspirated (VIN N)		V8 5.9L GAS Naturally Aspirated (VIN Y)		Water Pump	DP811
Water Pump	DP811	Water Pump	DP822	V8 7.0L GAS Naturally Aspirated (VIN P)	
V8 7.0L GAS Naturally Aspirated (VIN P)		V8 6.4L GAS Naturally Aspirated (VIN H)		Water Pump	DP811
Water Pump	DP811	Water Pump	DP822		

Ford		Ford		Ford	
1971 Country Squire		1971 F Series Pickup		1971 Mustang	
L6 3.9L GAS Naturally Aspirated (VIN E)		L6 4.9L GAS Naturally Aspirated (VIN B)		V8 5.8L GAS Naturally Aspirated (VIN Q)	
Water Pump	DP1032	Water Pump	DP1032	Water Pump	DP815
L6 3.9L GAS Naturally Aspirated (VIN V)		V8 5.0L GAS Naturally Aspirated (VIN G)		V8 5.8L GAS Naturally Aspirated (VIN R)	
Water Pump	DP1032	Water Pump	DP991	Water Pump	DP815
V8 5.0L GAS Naturally Aspirated (VIN D)		V8 5.9L GAS Naturally Aspirated (VIN Y)		V8 7.0L GAS Naturally Aspirated (VIN C)	
Water Pump	DP991	Water Pump	DP822	Water Pump	DP811
V8 5.0L GAS Naturally Aspirated (VIN F)		V8 6.4L GAS Naturally Aspirated (VIN H)		V8 7.0L GAS Naturally Aspirated (VIN J)	
Water Pump	DP991	Water Pump	DP822	Water Pump	DP811
V8 6.4L GAS Naturally Aspirated (VIN Y)		1971 Galaxie 500		1971 P-100	
Water Pump	DP822	L6 3.9L GAS Naturally Aspirated (VIN E)		L6 3.9L GAS Naturally Aspirated (VIN A)	
V8 6.6L GAS Naturally Aspirated (VIN S)		Water Pump	DP1032	Water Pump	DP1032
Water Pump	DP815	L6 3.9L GAS Naturally Aspirated (VIN V)		1971 P-350	
V8 7.0L GAS Naturally Aspirated (VIN K)		Water Pump	DP1032	L6 3.9L GAS Naturally Aspirated (VIN A)	
Water Pump	DP811	V8 5.0L GAS Naturally Aspirated (VIN D)		Water Pump	DP1032
V8 7.0L GAS Naturally Aspirated (VIN N)		Water Pump	DP991	L6 4.9L GAS Naturally Aspirated (VIN B)	
Water Pump	DP811	V8 5.0L GAS Naturally Aspirated (VIN F)		Water Pump	DP1032
V8 7.0L GAS Naturally Aspirated (VIN P)		Water Pump	DP991	V8 5.9L GAS Naturally Aspirated (VIN Y)	
Water Pump	DP811	V8 6.4L GAS Naturally Aspirated (VIN Y)		Water Pump	DP822
1971 Custom		Water Pump	DP822	V8 6.4L GAS Naturally Aspirated (VIN H)	
L6 3.9L GAS Naturally Aspirated (VIN E)		V8 6.6L GAS Naturally Aspirated (VIN S)		Water Pump	DP822
Water Pump	DP1032	Water Pump	DP815	1971 Ranch Wagon	
L6 3.9L GAS Naturally Aspirated (VIN V)		V8 7.0L GAS Naturally Aspirated (VIN K)		L6 3.9L GAS Naturally Aspirated (VIN E)	
Water Pump	DP1032	Water Pump	DP811	Water Pump	DP1032
V8 5.0L GAS Naturally Aspirated (VIN D)		V8 7.0L GAS Naturally Aspirated (VIN N)		L6 3.9L GAS Naturally Aspirated (VIN V)	
Water Pump	DP991	Water Pump	DP811	Water Pump	DP1032
V8 5.0L GAS Naturally Aspirated (VIN F)		V8 7.0L GAS Naturally Aspirated (VIN P)		V8 5.0L GAS Naturally Aspirated (VIN D)	
Water Pump	DP991	Water Pump	DP811	Water Pump	DP991
V8 6.4L GAS Naturally Aspirated (VIN Y)		1971 LTD		V8 5.0L GAS Naturally Aspirated (VIN F)	
Water Pump	DP822	L6 3.9L GAS Naturally Aspirated (VIN E)		Water Pump	DP991
V8 6.6L GAS Naturally Aspirated (VIN S)		Water Pump	DP1032	V8 6.4L GAS Naturally Aspirated (VIN Y)	
Water Pump	DP815	L6 3.9L GAS Naturally Aspirated (VIN V)		Water Pump	DP822
V8 7.0L GAS Naturally Aspirated (VIN K)		Water Pump	DP1032	V8 6.6L GAS Naturally Aspirated (VIN S)	
Water Pump	DP811	V8 5.0L GAS Naturally Aspirated (VIN D)		Water Pump	DP815
V8 7.0L GAS Naturally Aspirated (VIN N)		Water Pump	DP991	V8 7.0L GAS Naturally Aspirated (VIN K)	
Water Pump	DP811	V8 5.0L GAS Naturally Aspirated (VIN F)		Water Pump	DP811
V8 7.0L GAS Naturally Aspirated (VIN P)		Water Pump	DP991	V8 7.0L GAS Naturally Aspirated (VIN N)	
Water Pump	DP811	V8 6.4L GAS Naturally Aspirated (VIN Y)		Water Pump	DP811
1971 Custom 500		Water Pump	DP822	V8 7.0L GAS Naturally Aspirated (VIN P)	
L6 3.9L GAS Naturally Aspirated (VIN E)		V8 6.6L GAS Naturally Aspirated (VIN S)		Water Pump	DP811
Water Pump	DP1032	Water Pump	DP815	1971 Ranchero	
L6 3.9L GAS Naturally Aspirated (VIN V)		V8 7.0L GAS Naturally Aspirated (VIN K)		V8 5.0L GAS Naturally Aspirated (VIN F)	
Water Pump	DP1032	Water Pump	DP811	Water Pump	DP991
V8 5.0L GAS Naturally Aspirated (VIN D)		V8 7.0L GAS Naturally Aspirated (VIN N)		V8 5.0L GAS Naturally Aspirated (VIN G)	
Water Pump	DP991	Water Pump	DP811	Water Pump	DP991
V8 5.0L GAS Naturally Aspirated (VIN F)		V8 7.0L GAS Naturally Aspirated (VIN P)		V8 7.0L GAS Naturally Aspirated (VIN C)	
Water Pump	DP991	Water Pump	DP811	Water Pump	DP811
V8 6.4L GAS Naturally Aspirated (VIN Y)		1971 M-400		V8 7.0L GAS Naturally Aspirated (VIN J)	
Water Pump	DP822	V8 5.9L GAS Naturally Aspirated (VIN Y)		Water Pump	DP811
V8 6.6L GAS Naturally Aspirated (VIN S)		Water Pump	DP822	V8 7.0L GAS Naturally Aspirated (VIN N)	
Water Pump	DP815	V8 6.4L GAS Naturally Aspirated (VIN H)		Water Pump	DP811
V8 7.0L GAS Naturally Aspirated (VIN K)		Water Pump	DP822	V8 7.0L GAS Naturally Aspirated (VIN P)	
Water Pump	DP811	1971 Maverick		Water Pump	DP811
V8 7.0L GAS Naturally Aspirated (VIN N)		L6 2.8L GAS Naturally Aspirated (VIN U)		V8 7.0L GAS Naturally Aspirated (VIN R)	
Water Pump	DP811	Water Pump	DP865	Water Pump	DP811
V8 7.0L GAS Naturally Aspirated (VIN P)		L6 3.3L GAS Naturally Aspirated (VIN T)		1971 Thunderbird	
Water Pump	DP811	Water Pump	DP865	V8 6.6L GAS Naturally Aspirated (VIN S)	
1971 Econoline Van		V8 5.0L GAS Naturally Aspirated (VIN F)		Water Pump	DP815
L6 2.8L GAS Naturally Aspirated (VIN F)		Water Pump	DP991	V8 7.0L GAS Naturally Aspirated (VIN N)	
Water Pump	DP865	1971 Mustang		Water Pump	DP811
L6 3.9L GAS Naturally Aspirated (VIN A)		V8 5.0L GAS Naturally Aspirated (VIN F)		1971 Torino	
Water Pump	DP1032	Water Pump	DP991	V8 5.0L GAS Naturally Aspirated (VIN F)	
V8 5.0L GAS Naturally Aspirated (VIN G)		V8 5.0L GAS Naturally Aspirated (VIN G)		Water Pump	DP991
Heavy Duty	DP8101 ²⁹	Water Pump	DP991	V8 7.0L GAS Naturally Aspirated (VIN C)	
Standard Duty	DP810	V8 5.8L GAS Naturally Aspirated (VIN H)		Water Pump	DP811
1971 F Series Pickup		Water Pump	DP815	V8 7.0L GAS Naturally Aspirated (VIN J)	
L6 3.9L GAS Naturally Aspirated (VIN A)		V8 5.8L GAS Naturally Aspirated (VIN M)		Water Pump	DP811
Water Pump	DP1032	Water Pump	DP815		

Ford		Ford		Ford	
1971 Torino		1970 Custom 500		1970 LTD	
V8 7.0L GAS Naturally Aspirated (VIN N)		V8 6.4L GAS Naturally Aspirated (VIN Y)		V8 5.0L GAS Naturally Aspirated (VIN D)	
Water Pump	DP811	Water Pump	DP822	Water Pump	DP991
1970 Bronco		1970 Econoline Van		V8 5.0L GAS Naturally Aspirated (VIN F)	
L6 2.8L GAS Naturally Aspirated (VIN F)		L6 2.8L GAS Naturally Aspirated (VIN F)		Water Pump	
Water Pump	DP865	Water Pump	DP865	DP991	
V8 5.0L GAS Naturally Aspirated (VIN G)		L6 3.9L GAS Naturally Aspirated (VIN A)		V8 6.4L GAS Naturally Aspirated (VIN X)	
Heavy Duty	DP8101 ²⁹	Water Pump	DP1032	Water Pump	
Standard Duty	DP810	V8 5.0L GAS Naturally Aspirated (VIN G)		DP822	
1970 Country Sedan		Heavy Duty		DP8101 ²⁹	
L6 3.9L GAS Naturally Aspirated (VIN B)		Standard Duty		DP810	
Water Pump	DP1032	1970 F Series Pickup		1970 Maverick	
L6 3.9L GAS Naturally Aspirated (VIN E)		L6 3.9L GAS Naturally Aspirated (VIN A)		L6 2.8L GAS Naturally Aspirated (VIN U)	
Water Pump	DP1032	Water Pump		DP865	
L6 3.9L GAS Naturally Aspirated (VIN V)		L6 4.9L GAS Naturally Aspirated (VIN B)		L6 3.3L GAS Naturally Aspirated (VIN T)	
Water Pump	DP1032	Water Pump		DP865	
V8 5.0L GAS Naturally Aspirated (VIN D)		V8 5.0L GAS Naturally Aspirated (VIN G)		1970 Mustang	
Water Pump	DP991	V8 5.9L GAS Naturally Aspirated (VIN Y)		L6 3.3L GAS Naturally Aspirated (VIN T)	
V8 5.0L GAS Naturally Aspirated (VIN F)		Water Pump		DP865	
Water Pump	DP991	V8 6.4L GAS Naturally Aspirated (VIN H)		1970 P-100	
V8 6.4L GAS Naturally Aspirated (VIN X)		Water Pump		L6 2.8L GAS Naturally Aspirated (VIN F)	
Water Pump	DP822	1970 Fairlane		Water Pump	
V8 6.4L GAS Naturally Aspirated (VIN Y)		V8 5.0L GAS Naturally Aspirated (VIN F)		DP865	
Water Pump	DP822	Water Pump		L6 3.9L GAS Naturally Aspirated (VIN A)	
1970 Country Squire		V8 6.4L GAS Naturally Aspirated (VIN S)		Water Pump	
L6 3.9L GAS Naturally Aspirated (VIN B)		Water Pump		DP1032	
Water Pump	DP1032	V8 6.4L GAS Naturally Aspirated (VIN Y)		L6 4.9L GAS Naturally Aspirated (VIN B)	
L6 3.9L GAS Naturally Aspirated (VIN E)		Water Pump		DP1032	
Water Pump	DP1032	1970 Falcon		V8 5.9L GAS Naturally Aspirated (VIN Y)	
L6 3.9L GAS Naturally Aspirated (VIN V)		L6 3.3L GAS Naturally Aspirated (VIN T)		Water Pump	
Water Pump	DP1032	Water Pump		DP822	
V8 5.0L GAS Naturally Aspirated (VIN D)		V8 5.0L GAS Naturally Aspirated (VIN F)		V8 6.4L GAS Naturally Aspirated (VIN H)	
Water Pump	DP991	Heavy Duty		Water Pump	
V8 5.0L GAS Naturally Aspirated (VIN F)		Standard Duty		DP822	
Water Pump	DP991	V8 5.8L GAS Naturally Aspirated (VIN H)		1970 Ranch Wagon	
V8 6.4L GAS Naturally Aspirated (VIN X)		Water Pump		L6 3.9L GAS Naturally Aspirated (VIN B)	
Water Pump	DP822	V8 5.8L GAS Naturally Aspirated (VIN M)		Water Pump	
V8 6.4L GAS Naturally Aspirated (VIN Y)		Water Pump		DP1032	
Water Pump	DP822	V8 7.0L GAS Naturally Aspirated (VIN C)		L6 3.9L GAS Naturally Aspirated (VIN V)	
1970 Custom		Water Pump		DP1032	
L6 3.9L GAS Naturally Aspirated (VIN B)		V8 7.0L GAS Naturally Aspirated (VIN J)		V8 5.0L GAS Naturally Aspirated (VIN D)	
Water Pump	DP1032	Water Pump		Water Pump	
L6 3.9L GAS Naturally Aspirated (VIN E)		V8 7.0L GAS Naturally Aspirated (VIN N)		DP991	
Water Pump	DP1032	Water Pump		V8 5.0L GAS Naturally Aspirated (VIN F)	
L6 3.9L GAS Naturally Aspirated (VIN V)		1970 Galaxie 500		Water Pump	
Water Pump	DP1032	L6 3.9L GAS Naturally Aspirated (VIN B)		DP991	
V8 5.0L GAS Naturally Aspirated (VIN D)		Water Pump		V8 6.4L GAS Naturally Aspirated (VIN X)	
Water Pump	DP991	L6 3.9L GAS Naturally Aspirated (VIN E)		Water Pump	
V8 5.0L GAS Naturally Aspirated (VIN F)		Water Pump		DP822	
Water Pump	DP991	L6 3.9L GAS Naturally Aspirated (VIN V)		1970 Ranchero	
V8 6.4L GAS Naturally Aspirated (VIN X)		V8 5.0L GAS Naturally Aspirated (VIN D)		V8 5.0L GAS Naturally Aspirated (VIN F)	
Water Pump	DP822	Water Pump		Water Pump	
V8 6.4L GAS Naturally Aspirated (VIN Y)		V8 5.0L GAS Naturally Aspirated (VIN F)		DP991	
Water Pump	DP822	V8 6.4L GAS Naturally Aspirated (VIN X)		V8 5.0L GAS Naturally Aspirated (VIN G)	
1970 Custom 500		Water Pump		DP991	
L6 3.9L GAS Naturally Aspirated (VIN B)		V8 5.0L GAS Naturally Aspirated (VIN F)		V8 7.0L GAS Naturally Aspirated (VIN C)	
Water Pump	DP1032	Water Pump		Water Pump	
L6 3.9L GAS Naturally Aspirated (VIN E)		V8 6.4L GAS Naturally Aspirated (VIN X)		DP811	
Water Pump	DP1032	V8 6.4L GAS Naturally Aspirated (VIN Y)		V8 7.0L GAS Naturally Aspirated (VIN J)	
L6 3.9L GAS Naturally Aspirated (VIN V)		Water Pump		DP811	
Water Pump	DP1032	1970 LTD		V8 7.0L GAS Naturally Aspirated (VIN N)	
V8 5.0L GAS Naturally Aspirated (VIN D)		L6 3.9L GAS Naturally Aspirated (VIN B)		Water Pump	
Water Pump	DP991	Water Pump		DP811	
V8 5.0L GAS Naturally Aspirated (VIN F)		L6 3.9L GAS Naturally Aspirated (VIN E)		1970 Thunderbird	
Water Pump	DP991	L6 3.9L GAS Naturally Aspirated (VIN V)		V8 7.0L GAS Naturally Aspirated (VIN N)	
V8 6.4L GAS Naturally Aspirated (VIN X)		Water Pump		Water Pump	
Water Pump	DP822	Water Pump		DP811	
1970 Torino		Water Pump		1970 Torneo	
V8 5.0L GAS Naturally Aspirated (VIN F)		Water Pump		V8 5.0L GAS Naturally Aspirated (VIN F)	
Water Pump	DP822	Water Pump		Water Pump	
Water Pump		DP1032		DP991	
DP991		DP1032		V8 6.4L GAS Naturally Aspirated (VIN S)	
DP822		DP1032		Water Pump	
DP822		DP1032		DP822	

Ford		Ford		Ford	
1969 Bronco		1969 Custom		1969 F Series Pickup	
L6 2.8L GAS Naturally Aspirated (VIN F)		L6 3.9L GAS Naturally Aspirated (VIN B)		L6 3.9L GAS Naturally Aspirated (VIN A)	
Water Pump	DP865	Water Pump	DP1032	Water Pump	DP1032
V8 5.0L GAS Naturally Aspirated (VIN G)		L6 3.9L GAS Naturally Aspirated (VIN E)		L6 4.9L GAS Naturally Aspirated (VIN B)	
Heavy Duty	DP8101 ²⁹	Water Pump	DP1032	Water Pump	DP1032
Standard Duty	DP810	L6 3.9L GAS Naturally Aspirated (VIN V)		V8 5.0L GAS Naturally Aspirated (VIN G)	
1969 Country Sedan		Water Pump	DP1032	Water Pump	DP991
L6 3.9L GAS Naturally Aspirated (VIN B)		V8 5.0L GAS Naturally Aspirated (VIN D)		V8 5.9L GAS Naturally Aspirated (VIN Y)	
Water Pump	DP1032	Heavy Duty	DP8101 ²⁹	Water Pump	DP822
L6 3.9L GAS Naturally Aspirated (VIN E)		Standard Duty	DP810	V8 6.4L GAS Naturally Aspirated (VIN H)	
Water Pump	DP1032	V8 5.0L GAS Naturally Aspirated (VIN F)		Water Pump	DP822
L6 3.9L GAS Naturally Aspirated (VIN V)		Heavy Duty	DP8101 ²⁹	1969 Fairlane	
Water Pump	DP1032	Standard Duty	DP810	L6 3.3L GAS Naturally Aspirated (VIN T)	
V8 5.0L GAS Naturally Aspirated (VIN D)		V8 5.8L GAS Naturally Aspirated (VIN H)		Water Pump	DP865
Heavy Duty	DP8101 ²⁹	Heavy Duty	DP8101 ²⁹	V8 5.0L GAS Naturally Aspirated (VIN F)	
Standard Duty	DP810	Standard Duty	DP810	Heavy Duty	DP8101 ²⁹
V8 5.0L GAS Naturally Aspirated (VIN F)		V8 6.4L GAS Naturally Aspirated (VIN S)		Standard Duty	DP810
Heavy Duty	DP8101 ²⁹	Water Pump	DP822	V8 5.8L GAS Naturally Aspirated (VIN H)	
Standard Duty	DP810	V8 6.4L GAS Naturally Aspirated (VIN X)		Heavy Duty	DP8101 ²⁹
V8 5.8L GAS Naturally Aspirated (VIN H)		Water Pump	DP822	Standard Duty	DP810
Heavy Duty	DP8101 ²⁹	V8 6.4L GAS Naturally Aspirated (VIN Y)		V8 5.8L GAS Naturally Aspirated (VIN M)	
Standard Duty	DP810	Water Pump	DP822	Heavy Duty	DP8101 ²⁹
V8 6.4L GAS Naturally Aspirated (VIN S)		V8 7.0L GAS Naturally Aspirated (VIN K)		Standard Duty	DP810
Water Pump	DP822	Water Pump	DP822	V8 6.4L GAS Naturally Aspirated (VIN S)	
V8 6.4L GAS Naturally Aspirated (VIN X)		V8 7.0L GAS Naturally Aspirated (VIN N)		Water Pump	DP822
Water Pump	DP822	Water Pump	DP822	V8 6.4L GAS Naturally Aspirated (VIN Y)	
V8 6.4L GAS Naturally Aspirated (VIN Y)		V8 7.0L GAS Naturally Aspirated (VIN P)		Water Pump	DP822
Water Pump	DP822	Water Pump	DP822	V8 7.0L GAS Naturally Aspirated (VIN P)	
V8 7.0L GAS Naturally Aspirated (VIN K)		V8 7.0L GAS Naturally Aspirated (VIN Q)		Water Pump	DP822
Water Pump	DP822	Water Pump	DP822	V8 7.0L GAS Naturally Aspirated (VIN Q)	
V8 7.0L GAS Naturally Aspirated (VIN N)		1969 Custom 500		Water Pump	DP822
Water Pump	DP822	L6 3.9L GAS Naturally Aspirated (VIN B)		V8 7.0L GAS Naturally Aspirated (VIN R)	
V8 7.0L GAS Naturally Aspirated (VIN P)		Water Pump	DP1032	Water Pump	DP822
Water Pump	DP822	L6 3.9L GAS Naturally Aspirated (VIN E)		V8 7.0L GAS Naturally Aspirated (VIN W)	
V8 7.0L GAS Naturally Aspirated (VIN Q)		Water Pump	DP1032	Water Pump	DP822
Water Pump	DP822	Water Pump	DP1032	1969 Falcon	
1969 Country Squire		V8 5.0L GAS Naturally Aspirated (VIN D)		L6 2.8L GAS Naturally Aspirated (VIN U)	
L6 3.9L GAS Naturally Aspirated (VIN B)		Heavy Duty	DP8101 ²⁹	Water Pump	DP865
Water Pump	DP1032	Standard Duty	DP810	L6 3.3L GAS Naturally Aspirated (VIN T)	
L6 3.9L GAS Naturally Aspirated (VIN E)		V8 5.0L GAS Naturally Aspirated (VIN F)		Water Pump	DP865
Water Pump	DP1032	Heavy Duty	DP8101 ²⁹	V8 5.0L GAS Naturally Aspirated (VIN F)	
L6 3.9L GAS Naturally Aspirated (VIN V)		Standard Duty	DP810	Heavy Duty	DP8101 ²⁹
Water Pump	DP1032	V8 5.8L GAS Naturally Aspirated (VIN H)		Standard Duty	DP810
V8 5.0L GAS Naturally Aspirated (VIN D)		Heavy Duty	DP8101 ²⁹	1969 Galaxie 500	
Heavy Duty	DP8101 ²⁹	Standard Duty	DP810	L6 3.9L GAS Naturally Aspirated (VIN B)	
Standard Duty	DP810	V8 6.4L GAS Naturally Aspirated (VIN S)		Water Pump	DP1032
V8 5.0L GAS Naturally Aspirated (VIN F)		Water Pump	DP822	L6 3.9L GAS Naturally Aspirated (VIN E)	
Heavy Duty	DP8101 ²⁹	V8 6.4L GAS Naturally Aspirated (VIN X)		Water Pump	DP1032
Standard Duty	DP810	Water Pump	DP822	L6 3.9L GAS Naturally Aspirated (VIN V)	
V8 5.8L GAS Naturally Aspirated (VIN H)		V8 6.4L GAS Naturally Aspirated (VIN Y)		Water Pump	DP1032
Heavy Duty	DP8101 ²⁹	Water Pump	DP822	V8 5.0L GAS Naturally Aspirated (VIN D)	
Standard Duty	DP810	Water Pump	DP822	Heavy Duty	DP8101 ²⁹
V8 6.4L GAS Naturally Aspirated (VIN S)		V8 7.0L GAS Naturally Aspirated (VIN K)		Standard Duty	DP810
Water Pump	DP822	Water Pump	DP822	V8 5.0L GAS Naturally Aspirated (VIN F)	
V8 6.4L GAS Naturally Aspirated (VIN X)		V8 7.0L GAS Naturally Aspirated (VIN N)		Heavy Duty	DP8101 ²⁹
Water Pump	DP822	Water Pump	DP822	Standard Duty	DP810
V8 6.4L GAS Naturally Aspirated (VIN Y)		V8 7.0L GAS Naturally Aspirated (VIN P)		V8 5.8L GAS Naturally Aspirated (VIN H)	
Water Pump	DP822	Water Pump	DP822	Heavy Duty	DP8101 ²⁹
V8 7.0L GAS Naturally Aspirated (VIN K)		V8 7.0L GAS Naturally Aspirated (VIN Q)		Standard Duty	DP810
Water Pump	DP822	Water Pump	DP822	V8 6.4L GAS Naturally Aspirated (VIN S)	
V8 7.0L GAS Naturally Aspirated (VIN N)		1969 Econoline Van		Water Pump	DP822
Water Pump	DP822	L6 2.8L GAS Naturally Aspirated (VIN F)		V8 6.4L GAS Naturally Aspirated (VIN X)	
V8 7.0L GAS Naturally Aspirated (VIN P)		Water Pump	DP865	Water Pump	DP822
Water Pump	DP822	L6 3.9L GAS Naturally Aspirated (VIN A)		V8 6.4L GAS Naturally Aspirated (VIN Y)	
V8 7.0L GAS Naturally Aspirated (VIN Q)		Water Pump	DP1032	Water Pump	DP822
Water Pump	DP822	V8 5.0L GAS Naturally Aspirated (VIN G)		V8 7.0L GAS Naturally Aspirated (VIN K)	
		Heavy Duty	DP8101 ²⁹	Water Pump	DP822
		Standard Duty	DP810		

Ford	
1969 Galaxie 500	
V8 7.0L GAS Naturally Aspirated (VIN N)	
Water Pump	DP822
V8 7.0L GAS Naturally Aspirated (VIN P)	
Water Pump	DP822
V8 7.0L GAS Naturally Aspirated (VIN Q)	
Water Pump	DP822
1969 GT40	
V8 7.0L GAS Naturally Aspirated	
Water Pump	DP822
1969 LTD	
L6 3.9L GAS Naturally Aspirated (VIN B)	
Water Pump	DP1032
L6 3.9L GAS Naturally Aspirated (VIN E)	
Water Pump	DP1032
L6 3.9L GAS Naturally Aspirated (VIN V)	
Water Pump	DP1032
V8 5.0L GAS Naturally Aspirated (VIN D)	
Heavy Duty	DP8101 ²⁹
Standard Duty	DP810
V8 5.0L GAS Naturally Aspirated (VIN F)	
Heavy Duty	DP8101 ²⁹
Standard Duty	DP810
V8 5.8L GAS Naturally Aspirated (VIN H)	
Heavy Duty	DP8101 ²⁹
Standard Duty	DP810
V8 6.4L GAS Naturally Aspirated (VIN S)	
Water Pump	DP822
V8 6.4L GAS Naturally Aspirated (VIN X)	
Water Pump	DP822
V8 6.4L GAS Naturally Aspirated (VIN Y)	
Water Pump	DP822
V8 7.0L GAS Naturally Aspirated (VIN K)	
Water Pump	DP822
V8 7.0L GAS Naturally Aspirated (VIN N)	
Water Pump	DP822
V8 7.0L GAS Naturally Aspirated (VIN P)	
Water Pump	DP822
V8 7.0L GAS Naturally Aspirated (VIN Q)	
Water Pump	DP822
1969 Mustang	
L6 3.3L GAS Naturally Aspirated (VIN T)	
Water Pump	DP865
V8 5.0L GAS Naturally Aspirated (VIN F)	
Heavy Duty	DP8101 ²⁹
Standard Duty	DP810
V8 5.0L GAS Naturally Aspirated (VIN G)	
Heavy Duty	DP8101 ²⁹
Standard Duty	DP810
V8 5.8L GAS Naturally Aspirated (VIN H)	
Heavy Duty	DP8101 ²⁹
Standard Duty	DP810
V8 5.8L GAS Naturally Aspirated (VIN M)	
Heavy Duty	DP8101 ²⁹
Standard Duty	DP810
V8 6.4L GAS Naturally Aspirated (VIN H)	
Water Pump	DP822
V8 6.4L GAS Naturally Aspirated (VIN S)	
Water Pump	DP822
V8 6.4L GAS Naturally Aspirated (VIN X)	
Water Pump	DP822
V8 7.0L GAS Naturally Aspirated (VIN P)	
Water Pump	DP822
V8 7.0L GAS Naturally Aspirated (VIN Q)	
Water Pump	DP822
V8 7.0L GAS Naturally Aspirated (VIN R)	
Water Pump	DP822

Ford	
1969 Mustang	
V8 7.0L GAS Naturally Aspirated (VIN Z)	
Water Pump	DP822
1969 P-100	
L6 2.8L GAS Naturally Aspirated (VIN F)	
Water Pump	DP865
L6 3.9L GAS Naturally Aspirated (VIN A)	
Water Pump	DP1032
1969 P-350	
L6 3.9L GAS Naturally Aspirated (VIN A)	
Water Pump	DP1032
L6 4.9L GAS Naturally Aspirated (VIN B)	
Water Pump	DP1032
1969 Ranch Wagon	
L6 3.9L GAS Naturally Aspirated (VIN B)	
Water Pump	DP1032
L6 3.9L GAS Naturally Aspirated (VIN E)	
Water Pump	DP1032
L6 3.9L GAS Naturally Aspirated (VIN V)	
Water Pump	DP1032
V8 5.0L GAS Naturally Aspirated (VIN D)	
Heavy Duty	DP8101 ²⁹
Standard Duty	DP810
V8 5.0L GAS Naturally Aspirated (VIN F)	
Heavy Duty	DP8101 ²⁹
Standard Duty	DP810
V8 5.8L GAS Naturally Aspirated (VIN H)	
Heavy Duty	DP8101 ²⁹
Standard Duty	DP810
V8 6.4L GAS Naturally Aspirated (VIN S)	
Water Pump	DP822
V8 6.4L GAS Naturally Aspirated (VIN X)	
Water Pump	DP822
V8 6.4L GAS Naturally Aspirated (VIN Y)	
Water Pump	DP822
V8 7.0L GAS Naturally Aspirated (VIN K)	
Water Pump	DP822
V8 7.0L GAS Naturally Aspirated (VIN N)	
Water Pump	DP822
V8 7.0L GAS Naturally Aspirated (VIN P)	
Water Pump	DP822
V8 7.0L GAS Naturally Aspirated (VIN Q)	
Water Pump	DP822
1969 Ranchero	
V8 5.0L GAS Naturally Aspirated (VIN F)	
Heavy Duty	DP8101 ²⁹
Standard Duty	DP810
V8 5.0L GAS Naturally Aspirated (VIN G)	
Heavy Duty	DP8101 ²⁹
Standard Duty	DP810
V8 5.8L GAS Naturally Aspirated (VIN H)	
Heavy Duty	DP8101 ²⁹
Standard Duty	DP810
V8 5.8L GAS Naturally Aspirated (VIN M)	
Heavy Duty	DP8101 ²⁹
Standard Duty	DP810
V8 6.4L GAS Naturally Aspirated (VIN H)	
Water Pump	DP822
V8 6.4L GAS Naturally Aspirated (VIN S)	
Water Pump	DP822
V8 6.4L GAS Naturally Aspirated (VIN Y)	
Water Pump	DP822
V8 7.0L GAS Naturally Aspirated (VIN Q)	
Water Pump	DP822
V8 7.0L GAS Naturally Aspirated (VIN R)	
Water Pump	DP822

Ford	
1969 Thunderbird	
V8 7.0L GAS Naturally Aspirated (VIN N)	
Water Pump	DP822
V8 7.0L GAS Naturally Aspirated (VIN R)	
Water Pump	DP822
1969 Torino	
V8 5.0L GAS Naturally Aspirated (VIN F)	
Heavy Duty	DP8101 ²⁹
Standard Duty	DP810
V8 5.8L GAS Naturally Aspirated (VIN H)	
Heavy Duty	DP8101 ²⁹
Standard Duty	DP810
V8 5.8L GAS Naturally Aspirated (VIN M)	
Heavy Duty	DP8101 ²⁹
Standard Duty	DP810
V8 6.4L GAS Naturally Aspirated (VIN S)	
Water Pump	DP822
V8 6.4L GAS Naturally Aspirated (VIN Y)	
Water Pump	DP822
V8 7.0L GAS Naturally Aspirated (VIN P)	
Water Pump	DP822
V8 7.0L GAS Naturally Aspirated (VIN Q)	
Water Pump	DP822
V8 7.0L GAS Naturally Aspirated (VIN R)	
Water Pump	DP822
1968 Bronco	
L6 2.8L GAS Naturally Aspirated (VIN F)	
Water Pump	DP865
V8 4.7L GAS Naturally Aspirated (VIN C)	
Heavy Duty	DP8101 ²⁹
Standard Duty	DP810
V8 4.7L GAS Naturally Aspirated (VIN N)	
Heavy Duty	DP8101 ²⁹
Standard Duty	DP810
V8 5.0L GAS Naturally Aspirated (VIN G)	
Heavy Duty	DP8101 ²⁹
Standard Duty	DP810
1968 Country Sedan	
L6 3.9L GAS Naturally Aspirated (VIN B)	
Water Pump	DP1032
L6 3.9L GAS Naturally Aspirated (VIN E)	
Water Pump	DP1032
L6 3.9L GAS Naturally Aspirated (VIN V)	
Water Pump	DP1032
V8 5.0L GAS Naturally Aspirated (VIN F)	
Heavy Duty	DP8101 ²⁹
Standard Duty	DP810
V8 6.4L GAS Naturally Aspirated (VIN H)	
Water Pump	DP822
V8 6.4L GAS Naturally Aspirated (VIN X)	
Water Pump	DP822
V8 6.4L GAS Naturally Aspirated (VIN Y)	
Water Pump	DP822
V8 6.4L GAS Naturally Aspirated (VIN Z)	
Water Pump	DP822
V8 7.0L GAS Naturally Aspirated (VIN P)	
Water Pump	DP822
V8 7.0L GAS Naturally Aspirated (VIN Q)	
Water Pump	DP822
V8 7.0L GAS Naturally Aspirated (VIN R)	
Water Pump	DP822
V8 7.0L GAS Naturally Aspirated (VIN W)	
Water Pump	DP822
1968 Country Squire	
L6 3.9L GAS Naturally Aspirated (VIN B)	
Water Pump	DP1032
L6 3.9L GAS Naturally Aspirated (VIN E)	
Water Pump	DP1032

Ford		Ford		Ford	
1968 Country Squire		1968 Custom 500		1968 Galaxie 500	
L6 3.9L GAS Naturally Aspirated (VIN V)		V8 7.0L GAS Naturally Aspirated (VIN Q)		V8 7.0L GAS Naturally Aspirated (VIN Q)	
Water Pump	DP1032	Water Pump	DP822	Water Pump	DP822
V8 5.0L GAS Naturally Aspirated (VIN F)		V8 7.0L GAS Naturally Aspirated (VIN R)		V8 7.0L GAS Naturally Aspirated (VIN R)	
Heavy Duty	DP8101 ²⁹	Water Pump	DP822	Water Pump	DP822
Standard Duty	DP810	V8 7.0L GAS Naturally Aspirated (VIN W)		V8 7.0L GAS Naturally Aspirated (VIN W)	
V8 6.4L GAS Naturally Aspirated (VIN H)		Water Pump	DP822	Water Pump	DP822
Water Pump	DP822	1968 F Series Pickup		1968 GT40	
V8 6.4L GAS Naturally Aspirated (VIN X)		L6 3.9L GAS Naturally Aspirated (VIN A)		V8 4.7L GAS Naturally Aspirated	
Water Pump	DP822	Water Pump	DP1032	Aluminum Housing	DP1026
V8 6.4L GAS Naturally Aspirated (VIN Y)		L6 4.9L GAS Naturally Aspirated (VIN B)		Heavy Duty, Cast Iron Housing	DP8101 ²⁹
Water Pump	DP822	Water Pump	DP1032	Standard Duty, Cast Iron Housing	DP810
V8 6.4L GAS Naturally Aspirated (VIN Z)		V8 5.9L GAS Naturally Aspirated (VIN Y)		V8 7.0L GAS Naturally Aspirated	
Water Pump	DP822	Water Pump	DP822	Water Pump	DP822
V8 7.0L GAS Naturally Aspirated (VIN P)		V8 6.4L GAS Naturally Aspirated (VIN H)		1968 LTD	
Water Pump	DP822	Water Pump	DP822	L6 3.9L GAS Naturally Aspirated (VIN B)	
V8 7.0L GAS Naturally Aspirated (VIN Q)		1968 Fairlane		Water Pump	DP1032
Water Pump	DP822	L6 3.3L GAS Naturally Aspirated (VIN T)		L6 3.9L GAS Naturally Aspirated (VIN E)	
V8 7.0L GAS Naturally Aspirated (VIN R)		Water Pump	DP865	Water Pump	DP1032
Water Pump	DP822	V8 5.0L GAS Naturally Aspirated (VIN F)		L6 3.9L GAS Naturally Aspirated (VIN V)	
V8 7.0L GAS Naturally Aspirated (VIN W)		Heavy Duty	DP8101 ²⁹	Water Pump	DP1032
Water Pump	DP822	Standard Duty	DP810	V8 5.0L GAS Naturally Aspirated (VIN F)	
1968 Custom		V8 6.4L GAS Naturally Aspirated (VIN H)		Heavy Duty	DP8101 ²⁹
L6 3.9L GAS Naturally Aspirated (VIN B)		Water Pump	DP822	Standard Duty	DP810
Water Pump	DP1032	V8 6.4L GAS Naturally Aspirated (VIN S)		V8 6.4L GAS Naturally Aspirated (VIN H)	
L6 3.9L GAS Naturally Aspirated (VIN E)		Water Pump	DP822	Water Pump	DP822
Water Pump	DP1032	V8 6.4L GAS Naturally Aspirated (VIN Y)		V8 6.4L GAS Naturally Aspirated (VIN X)	
L6 3.9L GAS Naturally Aspirated (VIN V)		Water Pump	DP822	Water Pump	DP822
Water Pump	DP1032	V8 6.4L GAS Naturally Aspirated (VIN Z)		V8 6.4L GAS Naturally Aspirated (VIN Y)	
V8 5.0L GAS Naturally Aspirated (VIN F)		Water Pump	DP822	Water Pump	DP822
Heavy Duty	DP8101 ²⁹	V8 7.0L GAS Naturally Aspirated (VIN R)		V8 6.4L GAS Naturally Aspirated (VIN Z)	
Standard Duty	DP810	Water Pump	DP822	Water Pump	DP822
V8 6.4L GAS Naturally Aspirated (VIN H)		V8 7.0L GAS Naturally Aspirated (VIN W)		V8 7.0L GAS Naturally Aspirated (VIN P)	
Water Pump	DP822	Water Pump	DP822	Water Pump	DP822
V8 6.4L GAS Naturally Aspirated (VIN X)		1968 Falcon		V8 7.0L GAS Naturally Aspirated (VIN Q)	
Water Pump	DP822	L6 2.8L GAS Naturally Aspirated (VIN U)		Water Pump	DP822
V8 6.4L GAS Naturally Aspirated (VIN Y)		Water Pump	DP865	V8 7.0L GAS Naturally Aspirated (VIN R)	
Water Pump	DP822	L6 3.3L GAS Naturally Aspirated (VIN T)		Water Pump	DP822
V8 6.4L GAS Naturally Aspirated (VIN Z)		Water Pump	DP865	V8 7.0L GAS Naturally Aspirated (VIN W)	
Water Pump	DP822	V8 4.7L GAS Naturally Aspirated (VIN C)		Water Pump	DP822
V8 7.0L GAS Naturally Aspirated (VIN P)		Heavy Duty	DP8101 ²⁹	1968 Mustang	
Water Pump	DP822	Standard Duty	DP810	L6 3.3L GAS Naturally Aspirated (VIN T)	
V8 7.0L GAS Naturally Aspirated (VIN Q)		V8 5.0L GAS Naturally Aspirated (VIN F)		Water Pump	DP865
Water Pump	DP822	Heavy Duty	DP8101 ²⁹	V8 4.7L GAS Naturally Aspirated (VIN C)	
V8 7.0L GAS Naturally Aspirated (VIN R)		Standard Duty	DP810	Aluminum Housing	DP1026
Water Pump	DP822	V8 5.0L GAS Naturally Aspirated (VIN J)		Heavy Duty, Cast Iron Housing	DP8101 ²⁹
V8 7.0L GAS Naturally Aspirated (VIN W)		Heavy Duty	DP8101 ²⁹	Standard Duty, Cast Iron Housing	DP810
Water Pump	DP822	Standard Duty	DP810	V8 5.0L GAS Naturally Aspirated (VIN F)	
1968 Custom 500		1968 Galaxie 500		Heavy Duty	DP8101 ²⁹
L6 3.9L GAS Naturally Aspirated (VIN B)		L6 3.9L GAS Naturally Aspirated (VIN B)		Standard Duty	DP810
Water Pump	DP1032	Water Pump	DP1032	V8 5.0L GAS Naturally Aspirated (VIN J)	
L6 3.9L GAS Naturally Aspirated (VIN E)		L6 3.9L GAS Naturally Aspirated (VIN E)		Heavy Duty	DP8101 ²⁹
Water Pump	DP1032	Water Pump	DP1032	Standard Duty	DP810
L6 3.9L GAS Naturally Aspirated (VIN V)		L6 3.9L GAS Naturally Aspirated (VIN V)		V8 6.4L GAS Naturally Aspirated (VIN H)	
Water Pump	DP1032	Water Pump	DP1032	Water Pump	DP822
V8 5.0L GAS Naturally Aspirated (VIN F)		V8 5.0L GAS Naturally Aspirated (VIN F)		V8 6.4L GAS Naturally Aspirated (VIN S)	
Heavy Duty	DP8101 ²⁹	Heavy Duty	DP8101 ²⁹	Water Pump	DP822
Standard Duty	DP810	Standard Duty	DP810	V8 6.4L GAS Naturally Aspirated (VIN X)	
V8 6.4L GAS Naturally Aspirated (VIN H)		V8 6.4L GAS Naturally Aspirated (VIN H)		Water Pump	DP822
Water Pump	DP822	Water Pump	DP822	V8 7.0L GAS Naturally Aspirated (VIN Q)	
V8 6.4L GAS Naturally Aspirated (VIN X)		V8 6.4L GAS Naturally Aspirated (VIN X)		Water Pump	DP822
Water Pump	DP822	Water Pump	DP822	V8 7.0L GAS Naturally Aspirated (VIN R)	
V8 6.4L GAS Naturally Aspirated (VIN Y)		V8 6.4L GAS Naturally Aspirated (VIN Y)		Water Pump	DP822
Water Pump	DP822	Water Pump	DP822	V8 7.0L GAS Naturally Aspirated (VIN W)	
V8 6.4L GAS Naturally Aspirated (VIN Z)		V8 6.4L GAS Naturally Aspirated (VIN Z)		Water Pump	DP822
Water Pump	DP822	Water Pump	DP822	1968 P-100	
V8 7.0L GAS Naturally Aspirated (VIN P)		V8 7.0L GAS Naturally Aspirated (VIN P)		L6 2.8L GAS Naturally Aspirated (VIN F)	
Water Pump	DP822	Water Pump	DP822	Water Pump	DP865

Ford		Ford		Ford	
1968 P-100		1968 Torino		1967 Country Squire	
L6 3.9L GAS Naturally Aspirated (VIN A)	Water Pump DP1032	V8 6.4L GAS Naturally Aspirated (VIN Y)	Water Pump DP822	L6 2.8L GAS Naturally Aspirated (VIN U)	Water Pump DP865
1968 P-350		V8 7.0L GAS Naturally Aspirated (VIN R)	Water Pump DP822	L6 3.3L GAS Naturally Aspirated (VIN T)	Water Pump DP865
L6 3.9L GAS Naturally Aspirated (VIN A)	Water Pump DP1032	V8 7.0L GAS Naturally Aspirated (VIN W)	Water Pump DP822	L6 3.9L GAS Naturally Aspirated (VIN B)	Water Pump DP1032
L6 4.9L GAS Naturally Aspirated (VIN B)	Water Pump DP1032	1967 Bronco		L6 3.9L GAS Naturally Aspirated (VIN E)	Water Pump DP1032
1968 Ranch Wagon		L6 2.8L GAS Naturally Aspirated (VIN F)	Water Pump DP865	L6 3.9L GAS Naturally Aspirated (VIN V)	Water Pump DP1032
L6 3.9L GAS Naturally Aspirated (VIN B)	Water Pump DP1032	L6 3.9L GAS Naturally Aspirated (VIN A)	Water Pump DP1032	V8 4.7L GAS Naturally Aspirated (VIN A)	Heavy Duty DP8101 ²⁹
L6 3.9L GAS Naturally Aspirated (VIN E)	Water Pump DP1032	V8 4.7L GAS Naturally Aspirated (VIN C)	Heavy Duty DP8101 ²⁹	Standard Duty	DP810
L6 3.9L GAS Naturally Aspirated (VIN V)	Water Pump DP1032	V8 4.7L GAS Naturally Aspirated (VIN N)	Heavy Duty DP8101 ²⁹	V8 4.7L GAS Naturally Aspirated (VIN C)	Heavy Duty DP8101 ²⁹
V8 5.0L GAS Naturally Aspirated (VIN F)	Heavy Duty DP8101 ²⁹	Standard Duty	DP810	Standard Duty	DP810
Standard Duty	DP810	1967 Club Wagon		V8 5.8L GAS Naturally Aspirated (VIN X)	Water Pump DP822
V8 6.4L GAS Naturally Aspirated (VIN H)	Water Pump DP822	L6 2.8L GAS Naturally Aspirated	Water Pump DP865	V8 6.4L GAS Naturally Aspirated (VIN H)	Water Pump DP822
V8 6.4L GAS Naturally Aspirated (VIN X)	Water Pump DP822	L6 2.8L GAS Naturally Aspirated (VIN U)	Water Pump DP865	V8 6.4L GAS Naturally Aspirated (VIN M)	Water Pump DP822
V8 6.4L GAS Naturally Aspirated (VIN Y)	Water Pump DP822	L6 3.9L GAS Naturally Aspirated (VIN B)	Water Pump DP1032	V8 6.4L GAS Naturally Aspirated (VIN P)	Water Pump DP822
V8 6.4L GAS Naturally Aspirated (VIN Z)	Water Pump DP822	L6 3.9L GAS Naturally Aspirated (VIN E)	Water Pump DP1032	V8 6.4L GAS Naturally Aspirated (VIN Y)	Water Pump DP822
V8 7.0L GAS Naturally Aspirated (VIN P)	Water Pump DP822	L6 3.9L GAS Naturally Aspirated (VIN V)	Water Pump DP1032	V8 6.4L GAS Naturally Aspirated (VIN Z)	Water Pump DP822
V8 7.0L GAS Naturally Aspirated (VIN Q)	Water Pump DP822	1967 Country Sedan		V8 7.0L GAS Naturally Aspirated (VIN P)	Water Pump DP822
V8 7.0L GAS Naturally Aspirated (VIN R)	Water Pump DP822	L6 2.8L GAS Naturally Aspirated (VIN U)	Water Pump DP865	V8 7.0L GAS Naturally Aspirated (VIN Q)	Water Pump DP822
V8 7.0L GAS Naturally Aspirated (VIN W)	Water Pump DP822	L6 3.3L GAS Naturally Aspirated (VIN T)	Water Pump DP865	V8 7.0L GAS Naturally Aspirated (VIN R)	Water Pump DP822
1968 Ranchero		L6 3.9L GAS Naturally Aspirated (VIN B)	Water Pump DP1032	V8 7.0L GAS Naturally Aspirated (VIN W)	Water Pump DP822
L6 3.3L GAS Naturally Aspirated (VIN T)	Water Pump DP865	L6 3.9L GAS Naturally Aspirated (VIN E)	Water Pump DP1032	1967 Custom	
V8 5.0L GAS Naturally Aspirated (VIN F)	Heavy Duty DP8101 ²⁹	L6 3.9L GAS Naturally Aspirated (VIN V)	Water Pump DP1032	L6 3.9L GAS Naturally Aspirated (VIN B)	Water Pump DP1032
Standard Duty	DP810	V8 4.7L GAS Naturally Aspirated (VIN A)	Aluminum Housing DP1026	L6 3.9L GAS Naturally Aspirated (VIN E)	Water Pump DP1032
V8 5.0L GAS Naturally Aspirated (VIN G)	Heavy Duty DP8101 ²⁹	Heavy Duty, Cast Iron Housing	DP8101 ²⁹	L6 3.9L GAS Naturally Aspirated (VIN V)	Water Pump DP1032
Standard Duty	DP810	Standard Duty, Cast Iron Housing	DP810	V8 4.7L GAS Naturally Aspirated (VIN A)	Heavy Duty DP8101 ²⁹
V8 6.4L GAS Naturally Aspirated (VIN H)	Water Pump DP822	V8 4.7L GAS Naturally Aspirated (VIN C)	Aluminum Housing DP1026	Standard Duty	DP810
V8 6.4L GAS Naturally Aspirated (VIN S)	Water Pump DP822	Heavy Duty, Cast Iron Housing	DP8101 ²⁹	V8 4.7L GAS Naturally Aspirated (VIN C)	Heavy Duty DP8101 ²⁹
V8 6.4L GAS Naturally Aspirated (VIN Y)	Water Pump DP822	Standard Duty, Cast Iron Housing	DP810	Standard Duty	DP810
V8 7.0L GAS Naturally Aspirated (VIN Q)	Water Pump DP822	V8 5.8L GAS Naturally Aspirated (VIN X)	Water Pump DP822	V8 5.8L GAS Naturally Aspirated (VIN X)	Water Pump DP822
V8 7.0L GAS Naturally Aspirated (VIN R)	Water Pump DP822	V8 6.4L GAS Naturally Aspirated (VIN H)	Water Pump DP822	V8 6.4L GAS Naturally Aspirated (VIN H)	Water Pump DP822
1968 Thunderbird		V8 6.4L GAS Naturally Aspirated (VIN M)	Water Pump DP822	V8 6.4L GAS Naturally Aspirated (VIN M)	Water Pump DP822
V8 6.4L GAS Naturally Aspirated (VIN Y)	Water Pump DP822	V8 6.4L GAS Naturally Aspirated (VIN P)	Water Pump DP822	V8 6.4L GAS Naturally Aspirated (VIN P)	Water Pump DP822
V8 6.4L GAS Naturally Aspirated (VIN Z)	Water Pump DP822	V8 6.4L GAS Naturally Aspirated (VIN Y)	Water Pump DP822	V8 6.4L GAS Naturally Aspirated (VIN Y)	Water Pump DP822
V8 7.0L GAS Naturally Aspirated (VIN N)	Water Pump DP822	V8 6.4L GAS Naturally Aspirated (VIN Z)	Water Pump DP822	V8 6.4L GAS Naturally Aspirated (VIN Z)	Water Pump DP822
1968 Torino		V8 7.0L GAS Naturally Aspirated (VIN P)	Water Pump DP822	V8 7.0L GAS Naturally Aspirated (VIN L)	Water Pump DP822
L6 3.3L GAS Naturally Aspirated (VIN T)	Water Pump DP865	V8 7.0L GAS Naturally Aspirated (VIN Q)	Water Pump DP822	V8 7.0L GAS Naturally Aspirated (VIN M)	Water Pump DP822
V8 5.0L GAS Naturally Aspirated (VIN F)	Heavy Duty DP8101 ²⁹	V8 7.0L GAS Naturally Aspirated (VIN R)	Water Pump DP822	V8 7.0L GAS Naturally Aspirated (VIN P)	Water Pump DP822
Standard Duty	DP810	V8 7.0L GAS Naturally Aspirated (VIN W)	Water Pump DP822		
V8 6.4L GAS Naturally Aspirated (VIN S)	Water Pump DP822				

Ford	
1967 Custom	
V8 7.0L GAS Naturally Aspirated (VIN Q)	
Water Pump	DP822
V8 7.0L GAS Naturally Aspirated (VIN R)	
Water Pump	DP822
V8 7.0L GAS Naturally Aspirated (VIN W)	
Water Pump	DP822
1967 Custom 500	
L6 3.9L GAS Naturally Aspirated	
Water Pump	DP1032
V8 4.7L GAS Naturally Aspirated	
Aluminum Housing	DP1026
Heavy Duty, Cast Iron Housing	DP8101 ²⁹
Standard Duty, Cast Iron Housing	DP810
V8 6.4L GAS Naturally Aspirated	
Water Pump	DP822
V8 7.0L GAS Naturally Aspirated	
Water Pump	DP822
1967 Econoline Van	
L6 2.8L GAS Naturally Aspirated (VIN U)	
Water Pump	DP865
L6 3.9L GAS Naturally Aspirated	
Water Pump	DP1032
1967 F Series Pickup	
L6 3.9L GAS Naturally Aspirated	
Water Pump	DP1032
L6 3.9L GAS Naturally Aspirated (VIN A)	
Water Pump	DP1032
L6 4.9L GAS Naturally Aspirated (VIN B)	
Water Pump	DP1032
V8 5.8L GAS Naturally Aspirated (VIN D)	
Water Pump	DP822
1967 Fairlane	
L6 3.3L GAS Naturally Aspirated	
Water Pump	DP865
L6 3.3L GAS Naturally Aspirated (VIN T)	
Water Pump	DP865
V8 4.7L GAS Naturally Aspirated	
Aluminum Housing	DP1026
Heavy Duty, Cast Iron Housing	DP8101 ²⁹
Standard Duty, Cast Iron Housing	DP810
V8 4.7L GAS Naturally Aspirated (VIN A)	
Aluminum Housing	DP1026
Heavy Duty, Cast Iron Housing	DP8101 ²⁹
Standard Duty, Cast Iron Housing	DP810
V8 4.7L GAS Naturally Aspirated (VIN C)	
Aluminum Housing	DP1026
Heavy Duty, Cast Iron Housing	DP8101 ²⁹
Standard Duty, Cast Iron Housing	DP810
V8 4.7L GAS Naturally Aspirated (VIN K)	
Aluminum Housing	DP1026
Heavy Duty, Cast Iron Housing	DP8101 ²⁹
Standard Duty, Cast Iron Housing	DP810
V8 6.4L GAS Naturally Aspirated	
Water Pump	DP822
V8 6.4L GAS Naturally Aspirated (VIN H)	
Water Pump	DP822
V8 6.4L GAS Naturally Aspirated (VIN S)	
Water Pump	DP822
V8 6.4L GAS Naturally Aspirated (VIN Y)	
Water Pump	DP822
V8 6.4L GAS Naturally Aspirated (VIN Z)	
Water Pump	DP822
V8 7.0L GAS Naturally Aspirated	
Water Pump	DP822
V8 7.0L GAS Naturally Aspirated (VIN R)	
Water Pump	DP822

Ford	
1967 Fairlane	
V8 7.0L GAS Naturally Aspirated (VIN W)	
Water Pump	DP822
1967 Falcon	
L6 2.8L GAS Naturally Aspirated	
Water Pump	DP865
L6 2.8L GAS Naturally Aspirated (VIN U)	
Water Pump	DP865
L6 3.3L GAS Naturally Aspirated	
Water Pump	DP865
L6 3.3L GAS Naturally Aspirated (VIN T)	
Water Pump	DP865
V8 4.7L GAS Naturally Aspirated	
Heavy Duty	DP8101 ²⁹
Standard Duty	DP810
V8 4.7L GAS Naturally Aspirated (VIN A)	
Heavy Duty	DP8101 ²⁹
Standard Duty	DP810
V8 4.7L GAS Naturally Aspirated (VIN C)	
Heavy Duty	DP8101 ²⁹
Standard Duty	DP810
V8 4.7L GAS Naturally Aspirated (VIN K)	
Heavy Duty	DP8101 ²⁹
Standard Duty	DP810
1967 Galaxie	
L6 3.9L GAS Naturally Aspirated (VIN B)	
Water Pump	DP1032
L6 3.9L GAS Naturally Aspirated (VIN E)	
Water Pump	DP1032
L6 3.9L GAS Naturally Aspirated (VIN V)	
Water Pump	DP1032
V8 4.7L GAS Naturally Aspirated (VIN A)	
Heavy Duty	DP8101 ²⁹
Standard Duty	DP810
V8 4.7L GAS Naturally Aspirated (VIN C)	
Heavy Duty	DP8101 ²⁹
Standard Duty	DP810
V8 5.8L GAS Naturally Aspirated (VIN X)	
Water Pump	DP822
V8 6.4L GAS Naturally Aspirated (VIN H)	
Water Pump	DP822
V8 6.4L GAS Naturally Aspirated (VIN M)	
Water Pump	DP822
V8 6.4L GAS Naturally Aspirated (VIN P)	
Water Pump	DP822
V8 6.4L GAS Naturally Aspirated (VIN Y)	
Water Pump	DP822
V8 6.4L GAS Naturally Aspirated (VIN Z)	
Water Pump	DP822
V8 7.0L GAS Naturally Aspirated (VIN L)	
Water Pump	DP822
V8 7.0L GAS Naturally Aspirated (VIN M)	
Water Pump	DP822
V8 7.0L GAS Naturally Aspirated (VIN P)	
Water Pump	DP822
V8 7.0L GAS Naturally Aspirated (VIN Q)	
Water Pump	DP822
V8 7.0L GAS Naturally Aspirated (VIN R)	
Water Pump	DP822
V8 7.0L GAS Naturally Aspirated (VIN W)	
Water Pump	DP822
1967 Galaxie 500	
L6 3.9L GAS Naturally Aspirated	
Water Pump	DP1032
V8 4.7L GAS Naturally Aspirated	
Aluminum Housing	DP1026
Heavy Duty, Cast Iron Housing	DP8101 ²⁹
Standard Duty, Cast Iron Housing	DP810

Ford	
1967 Galaxie 500	
V8 6.4L GAS Naturally Aspirated	
Water Pump	DP822
V8 7.0L GAS Naturally Aspirated	
Water Pump	DP822
1967 GT40	
V8 4.7L GAS Naturally Aspirated	
Aluminum Housing	DP1026
Heavy Duty, Cast Iron Housing	DP8101 ²⁹
Standard Duty, Cast Iron Housing	DP810
V8 7.0L GAS Naturally Aspirated	
Water Pump	DP822
1967 LTD	
L6 3.9L GAS Naturally Aspirated (VIN B)	
Water Pump	DP1032
L6 3.9L GAS Naturally Aspirated (VIN E)	
Water Pump	DP1032
L6 3.9L GAS Naturally Aspirated (VIN V)	
Water Pump	DP1032
V8 4.7L GAS Naturally Aspirated (VIN A)	
Aluminum Housing	DP1026
Heavy Duty, Cast Iron Housing	DP8101 ²⁹
Standard Duty, Cast Iron Housing	DP810
V8 4.7L GAS Naturally Aspirated (VIN C)	
Aluminum Housing	DP1026
Heavy Duty, Cast Iron Housing	DP8101 ²⁹
Standard Duty, Cast Iron Housing	DP810
V8 5.8L GAS Naturally Aspirated (VIN X)	
Water Pump	DP822
V8 6.4L GAS Naturally Aspirated (VIN H)	
Water Pump	DP822
V8 6.4L GAS Naturally Aspirated (VIN M)	
Water Pump	DP822
V8 6.4L GAS Naturally Aspirated (VIN P)	
Water Pump	DP822
V8 6.4L GAS Naturally Aspirated (VIN Y)	
Water Pump	DP822
V8 6.4L GAS Naturally Aspirated (VIN Z)	
Water Pump	DP822
V8 7.0L GAS Naturally Aspirated (VIN L)	
Water Pump	DP822
V8 7.0L GAS Naturally Aspirated (VIN M)	
Water Pump	DP822
V8 7.0L GAS Naturally Aspirated (VIN P)	
Water Pump	DP822
V8 7.0L GAS Naturally Aspirated (VIN Q)	
Water Pump	DP822
V8 7.0L GAS Naturally Aspirated (VIN R)	
Water Pump	DP822
V8 7.0L GAS Naturally Aspirated (VIN W)	
Water Pump	DP822
1967 Mustang	
L6 3.3L GAS Naturally Aspirated (VIN T)	
Water Pump	DP865
V8 4.7L GAS Naturally Aspirated (VIN A)	
Aluminum Housing	DP1026
Heavy Duty, Cast Iron Housing	DP8101 ²⁹
Standard Duty, Cast Iron Housing	DP810
V8 4.7L GAS Naturally Aspirated (VIN C)	
Aluminum Housing	DP1026
Heavy Duty, Cast Iron Housing	DP8101 ²⁹
Standard Duty, Cast Iron Housing	DP810
V8 4.7L GAS Naturally Aspirated (VIN K)	
Aluminum Housing	DP1026
Heavy Duty, Cast Iron Housing	DP8101 ²⁹
Standard Duty, Cast Iron Housing	DP810

Ford		Ford		Ford	
1967 Mustang		1967 Ranchero		1966 Country Sedan	
V8 6.4L GAS Naturally Aspirated (VIN H)		V8 4.7L GAS Naturally Aspirated (VIN A)		V8 4.7L GAS Naturally Aspirated (VIN A)	
Water Pump	DP822	Aluminum Housing	DP1026	Aluminum Housing	DP1026
V8 6.4L GAS Naturally Aspirated (VIN S)		Heavy Duty, Cast Iron Housing	DP8101 ²⁹	Heavy Duty, Cast Iron Housing	DP8101 ²⁹
Water Pump	DP822	Standard Duty, Cast Iron Housing	DP810	Standard Duty, Cast Iron Housing	DP810
V8 6.4L GAS Naturally Aspirated (VIN X)		V8 4.7L GAS Naturally Aspirated (VIN C)		V8 4.7L GAS Naturally Aspirated (VIN C)	
Water Pump	DP822	Aluminum Housing	DP1026	Aluminum Housing	DP1026
V8 7.0L GAS Naturally Aspirated (VIN Q)		Heavy Duty, Cast Iron Housing	DP8101 ²⁹	Heavy Duty, Cast Iron Housing	DP8101 ²⁹
Water Pump	DP822	Standard Duty, Cast Iron Housing	DP810	Standard Duty, Cast Iron Housing	DP810
1967 P-100		V8 6.4L GAS Naturally Aspirated		V8 5.8L GAS Naturally Aspirated (VIN X)	
L6 2.8L GAS Naturally Aspirated (VIN F)		Water Pump	DP822	Water Pump	DP822
Water Pump	DP865	V8 6.4L GAS Naturally Aspirated (VIN H)		V8 6.4L GAS Naturally Aspirated (VIN H)	
1967 P-350		Water Pump	DP822	Water Pump	DP822
L6 2.8L GAS Naturally Aspirated (VIN F)		V8 6.4L GAS Naturally Aspirated (VIN Y)		V8 6.4L GAS Naturally Aspirated (VIN M)	
Water Pump	DP865	Water Pump	DP822	Water Pump	DP822
L6 3.9L GAS Naturally Aspirated (VIN A)		1967 Thunderbird		V8 6.4L GAS Naturally Aspirated (VIN P)	
Water Pump	DP1032	V8 6.4L GAS Naturally Aspirated (VIN H)		Water Pump	DP822
L6 4.9L GAS Naturally Aspirated (VIN B)		Water Pump	DP822	V8 6.4L GAS Naturally Aspirated (VIN Y)	
Water Pump	DP1032	V8 6.4L GAS Naturally Aspirated (VIN M)		Water Pump	DP822
1967 Ranch Wagon		Water Pump	DP822	V8 6.4L GAS Naturally Aspirated (VIN Z)	
L6 2.8L GAS Naturally Aspirated (VIN U)		V8 6.4L GAS Naturally Aspirated (VIN P)		Water Pump	DP822
Water Pump	DP865	Water Pump	DP822	V8 7.0L GAS Naturally Aspirated (VIN P)	
L6 3.3L GAS Naturally Aspirated (VIN T)		V8 6.4L GAS Naturally Aspirated (VIN Y)		Water Pump	DP822
Water Pump	DP865	Water Pump	DP822	V8 7.0L GAS Naturally Aspirated (VIN Q)	
L6 3.9L GAS Naturally Aspirated (VIN B)		V8 6.4L GAS Naturally Aspirated (VIN Z)		Water Pump	DP822
Water Pump	DP1032	Water Pump	DP822	V8 7.0L GAS Naturally Aspirated (VIN R)	
L6 3.9L GAS Naturally Aspirated (VIN E)		V8 7.0L GAS Naturally Aspirated (VIN P)		Water Pump	DP822
Water Pump	DP1032	Water Pump	DP822	V8 7.0L GAS Naturally Aspirated (VIN W)	
L6 3.9L GAS Naturally Aspirated (VIN V)		V8 7.0L GAS Naturally Aspirated (VIN Q)		Water Pump	DP822
Water Pump	DP1032	Water Pump	DP822	1966 Country Squire	
V8 4.7L GAS Naturally Aspirated (VIN A)		V8 7.0L GAS Naturally Aspirated (VIN R)		L6 2.8L GAS Naturally Aspirated (VIN U)	
Aluminum Housing	DP1026	Water Pump	DP822	Water Pump	DP865
Heavy Duty, Cast Iron Housing	DP8101 ²⁹	V8 7.0L GAS Naturally Aspirated (VIN W)		L6 3.3L GAS Naturally Aspirated (VIN T)	
Standard Duty, Cast Iron Housing	DP810	Water Pump	DP822	Water Pump	DP865
V8 4.7L GAS Naturally Aspirated (VIN C)		1966 Bronco		L6 3.9L GAS Naturally Aspirated (VIN B)	
Aluminum Housing	DP1026	L6 2.8L GAS Naturally Aspirated (VIN F)		Water Pump	DP1032
Heavy Duty, Cast Iron Housing	DP8101 ²⁹	Water Pump	DP865	L6 3.9L GAS Naturally Aspirated (VIN E)	
Standard Duty, Cast Iron Housing	DP810	L6 3.9L GAS Naturally Aspirated (VIN A)		Water Pump	DP1032
V8 5.8L GAS Naturally Aspirated (VIN X)		Water Pump	DP1032	L6 3.9L GAS Naturally Aspirated (VIN V)	
Water Pump	DP822	V8 4.7L GAS Naturally Aspirated (VIN C)		Water Pump	DP1032
V8 6.4L GAS Naturally Aspirated (VIN H)		Heavy Duty	DP8101 ²⁹	V8 4.7L GAS Naturally Aspirated (VIN A)	
Water Pump	DP822	Standard Duty	DP810	Heavy Duty	DP8101 ²⁹
V8 6.4L GAS Naturally Aspirated (VIN M)		V8 4.7L GAS Naturally Aspirated (VIN N)		Standard Duty	DP810
Water Pump	DP822	Heavy Duty	DP8101 ²⁹	V8 4.7L GAS Naturally Aspirated (VIN C)	
V8 6.4L GAS Naturally Aspirated (VIN P)		Standard Duty	DP810	Heavy Duty	DP8101 ²⁹
Water Pump	DP822	1966 Club Wagon		Standard Duty	DP810
V8 6.4L GAS Naturally Aspirated (VIN Y)		L6 2.8L GAS Naturally Aspirated		V8 5.8L GAS Naturally Aspirated (VIN X)	
Water Pump	DP822	Water Pump	DP865	Water Pump	DP822
V8 6.4L GAS Naturally Aspirated (VIN Z)		L6 2.8L GAS Naturally Aspirated (VIN U)		V8 6.4L GAS Naturally Aspirated (VIN H)	
Water Pump	DP822	Water Pump	DP865	Water Pump	DP822
V8 7.0L GAS Naturally Aspirated (VIN P)		L6 3.9L GAS Naturally Aspirated (VIN B)		V8 6.4L GAS Naturally Aspirated (VIN M)	
Water Pump	DP822	Water Pump	DP1032	Water Pump	DP822
V8 7.0L GAS Naturally Aspirated (VIN Q)		L6 3.9L GAS Naturally Aspirated (VIN E)		V8 6.4L GAS Naturally Aspirated (VIN P)	
Water Pump	DP822	Water Pump	DP1032	Water Pump	DP822
V8 7.0L GAS Naturally Aspirated (VIN R)		L6 3.9L GAS Naturally Aspirated (VIN V)		V8 6.4L GAS Naturally Aspirated (VIN Y)	
Water Pump	DP822	Water Pump	DP1032	Water Pump	DP822
V8 7.0L GAS Naturally Aspirated (VIN W)		1966 Country Sedan		V8 6.4L GAS Naturally Aspirated (VIN Z)	
Water Pump	DP822	L6 2.8L GAS Naturally Aspirated (VIN U)		Water Pump	DP822
1967 Ranchero		Water Pump	DP865	V8 7.0L GAS Naturally Aspirated (VIN P)	
L6 3.3L GAS Naturally Aspirated		L6 3.3L GAS Naturally Aspirated (VIN T)		Water Pump	DP822
Water Pump	DP865	Water Pump	DP865	V8 7.0L GAS Naturally Aspirated (VIN Q)	
L6 3.3L GAS Naturally Aspirated (VIN T)		L6 3.9L GAS Naturally Aspirated (VIN B)		Water Pump	DP822
Water Pump	DP865	Water Pump	DP1032	V8 7.0L GAS Naturally Aspirated (VIN R)	
V8 4.7L GAS Naturally Aspirated		L6 3.9L GAS Naturally Aspirated (VIN E)		Water Pump	DP822
Aluminum Housing	DP1026	Water Pump	DP1032	V8 7.0L GAS Naturally Aspirated (VIN W)	
Heavy Duty, Cast Iron Housing	DP8101 ²⁹	L6 3.9L GAS Naturally Aspirated (VIN V)		Water Pump	DP822
Standard Duty, Cast Iron Housing	DP810	Water Pump	DP1032		

Ford		Ford		Ford	
1966 Custom		1966 Fairlane		1966 Falcon	
L6 3.9L GAS Naturally Aspirated (VIN B)		L6 2.8L GAS Naturally Aspirated (VIN U)		V8 4.7L GAS Naturally Aspirated (VIN K)	
Water Pump	DP1032	Water Pump	DP865	Standard Duty, Cast Iron Housing	DP810
L6 3.9L GAS Naturally Aspirated (VIN E)		L6 3.3L GAS Naturally Aspirated		1966 Galaxie	
Water Pump	DP1032	Water Pump	DP865	L6 3.9L GAS Naturally Aspirated (VIN B)	
L6 3.9L GAS Naturally Aspirated (VIN V)		L6 3.3L GAS Naturally Aspirated (VIN T)		Water Pump	DP1032
Water Pump	DP1032	Water Pump	DP865	L6 3.9L GAS Naturally Aspirated (VIN E)	
V8 4.7L GAS Naturally Aspirated (VIN A)		V8 4.7L GAS Naturally Aspirated		Water Pump	DP1032
Heavy Duty	DP8101 ²⁹	Aluminum Housing	DP1026	L6 3.9L GAS Naturally Aspirated (VIN V)	
Standard Duty	DP810	Heavy Duty, Cast Iron Housing	DP8101 ²⁹	Water Pump	DP1032
V8 4.7L GAS Naturally Aspirated (VIN C)		Standard Duty, Cast Iron Housing	DP810	V8 4.7L GAS Naturally Aspirated (VIN A)	
Heavy Duty	DP8101 ²⁹	V8 4.7L GAS Naturally Aspirated (VIN A)		Heavy Duty	DP8101 ²⁹
Standard Duty	DP810	Aluminum Housing	DP1026	Standard Duty	DP810
V8 5.8L GAS Naturally Aspirated (VIN X)		Heavy Duty, Cast Iron Housing	DP8101 ²⁹	V8 4.7L GAS Naturally Aspirated (VIN C)	
Water Pump	DP822	Standard Duty, Cast Iron Housing	DP810	Heavy Duty	DP8101 ²⁹
V8 6.4L GAS Naturally Aspirated (VIN H)		V8 4.7L GAS Naturally Aspirated (VIN C)		Standard Duty	DP810
Water Pump	DP822	Aluminum Housing	DP1026	V8 5.8L GAS Naturally Aspirated (VIN X)	
V8 6.4L GAS Naturally Aspirated (VIN M)		Heavy Duty, Cast Iron Housing	DP8101 ²⁹	Water Pump	DP822
Water Pump	DP822	Standard Duty, Cast Iron Housing	DP810	V8 6.4L GAS Naturally Aspirated (VIN H)	
V8 6.4L GAS Naturally Aspirated (VIN P)		V8 4.7L GAS Naturally Aspirated (VIN K)		Water Pump	DP822
Water Pump	DP822	Aluminum Housing	DP1026	V8 6.4L GAS Naturally Aspirated (VIN M)	
V8 6.4L GAS Naturally Aspirated (VIN Y)		Heavy Duty, Cast Iron Housing	DP8101 ²⁹	Water Pump	DP822
Water Pump	DP822	Standard Duty, Cast Iron Housing	DP810	V8 6.4L GAS Naturally Aspirated (VIN P)	
V8 6.4L GAS Naturally Aspirated (VIN Z)		V8 5.8L GAS Naturally Aspirated		Water Pump	DP822
Water Pump	DP822	Water Pump	DP822	V8 6.4L GAS Naturally Aspirated (VIN Y)	
V8 7.0L GAS Naturally Aspirated (VIN L)		V8 5.8L GAS Naturally Aspirated (VIN X)		Water Pump	DP822
Water Pump	DP822	Water Pump	DP822	V8 6.4L GAS Naturally Aspirated (VIN Z)	
V8 7.0L GAS Naturally Aspirated (VIN M)		V8 6.4L GAS Naturally Aspirated		Water Pump	DP822
Water Pump	DP822	Water Pump	DP822	V8 7.0L GAS Naturally Aspirated (VIN L)	
V8 7.0L GAS Naturally Aspirated (VIN P)		V8 6.4L GAS Naturally Aspirated (VIN H)		Water Pump	DP822
Water Pump	DP822	Water Pump	DP822	V8 7.0L GAS Naturally Aspirated (VIN M)	
V8 7.0L GAS Naturally Aspirated (VIN Q)		V8 6.4L GAS Naturally Aspirated (VIN S)		Water Pump	DP822
Water Pump	DP822	Water Pump	DP822	V8 7.0L GAS Naturally Aspirated (VIN P)	
V8 7.0L GAS Naturally Aspirated (VIN R)		V8 6.4L GAS Naturally Aspirated (VIN Y)		Water Pump	DP822
Water Pump	DP822	Water Pump	DP822	V8 7.0L GAS Naturally Aspirated (VIN Q)	
V8 7.0L GAS Naturally Aspirated (VIN W)		V8 6.4L GAS Naturally Aspirated (VIN Z)		Water Pump	DP822
Water Pump	DP822	Water Pump	DP822	V8 7.0L GAS Naturally Aspirated (VIN R)	
1966 Custom 500		V8 7.0L GAS Naturally Aspirated		Water Pump	DP822
L6 3.9L GAS Naturally Aspirated		Water Pump	DP822	V8 7.0L GAS Naturally Aspirated (VIN W)	
Water Pump	DP1032	V8 7.0L GAS Naturally Aspirated (VIN R)		Water Pump	DP822
V8 4.7L GAS Naturally Aspirated		Water Pump	DP822	1966 Galaxie 500	
Aluminum Housing	DP1026	V8 7.0L GAS Naturally Aspirated (VIN W)		L6 3.9L GAS Naturally Aspirated	
Heavy Duty, Cast Iron Housing	DP8101 ²⁹	1966 Falcon		Water Pump	DP1032
Standard Duty, Cast Iron Housing	DP810	L6 2.8L GAS Naturally Aspirated		V8 4.7L GAS Naturally Aspirated	
V8 5.8L GAS Naturally Aspirated		Water Pump	DP865	Aluminum Housing	DP1026
Water Pump	DP822	L6 2.8L GAS Naturally Aspirated (VIN U)		Heavy Duty, Cast Iron Housing	DP8101 ²⁹
V8 6.4L GAS Naturally Aspirated		Water Pump	DP865	Standard Duty, Cast Iron Housing	DP810
Water Pump	DP822	L6 3.3L GAS Naturally Aspirated		V8 5.8L GAS Naturally Aspirated	
V8 7.0L GAS Naturally Aspirated		Water Pump	DP865	Water Pump	DP822
Water Pump	DP822	L6 3.3L GAS Naturally Aspirated (VIN T)		V8 6.4L GAS Naturally Aspirated	
1966 Econoline Van		Water Pump	DP865	Water Pump	DP822
L6 2.8L GAS Naturally Aspirated		V8 4.7L GAS Naturally Aspirated		V8 7.0L GAS Naturally Aspirated	
Water Pump	DP865	Aluminum Housing	DP1026	Water Pump	DP822
L6 3.9L GAS Naturally Aspirated		Heavy Duty, Cast Iron Housing	DP8101 ²⁹	1966 GT40	
Water Pump	DP1032	Standard Duty, Cast Iron Housing	DP810	V8 4.7L GAS Naturally Aspirated	
1966 F Series Pickup		V8 4.7L GAS Naturally Aspirated (VIN A)		Aluminum Housing	DP1026
L6 3.9L GAS Naturally Aspirated		Aluminum Housing	DP1026	Heavy Duty, Cast Iron Housing	DP8101 ²⁹
Water Pump	DP1032	Heavy Duty, Cast Iron Housing	DP8101 ²⁹	Standard Duty, Cast Iron Housing	DP810
L6 3.9L GAS Naturally Aspirated (VIN A)		Standard Duty, Cast Iron Housing	DP810	V8 7.0L GAS Naturally Aspirated	
Water Pump	DP1032	V8 4.7L GAS Naturally Aspirated (VIN C)		Water Pump	DP822
L6 4.9L GAS Naturally Aspirated (VIN B)		Aluminum Housing	DP1026	1966 LTD	
Water Pump	DP1032	Heavy Duty, Cast Iron Housing	DP8101 ²⁹	L6 3.9L GAS Naturally Aspirated (VIN B)	
V8 5.8L GAS Naturally Aspirated (VIN D)		V8 4.7L GAS Naturally Aspirated (VIN K)		Water Pump	DP1032
Water Pump	DP822	Aluminum Housing	DP1026	L6 3.9L GAS Naturally Aspirated (VIN E)	
V8 5.9L GAS Naturally Aspirated		Heavy Duty, Cast Iron Housing	DP8101 ²⁹	Water Pump	DP1032
Water Pump	DP822	Standard Duty, Cast Iron Housing	DP810	L6 3.9L GAS Naturally Aspirated (VIN V)	
V8 5.9L GAS Naturally Aspirated (VIN Y)		V8 4.7L GAS Naturally Aspirated (VIN K)		Water Pump	DP1032
Water Pump	DP822	Aluminum Housing	DP1026		
Water Pump	DP822	Heavy Duty, Cast Iron Housing	DP8101 ²⁹		

Ford		Ford		Ford	
1965 Galaxie		1965 LTD		1965 Ranch Wagon	
V8 4.7L GAS Naturally Aspirated (VIN A)		V8 4.7L GAS Naturally Aspirated (VIN D)		L6 3.9L GAS Naturally Aspirated (VIN B)	
Aluminum Housing	DP1026	Aluminum Housing	DP1026	Water Pump	DP1032
Heavy Duty, Cast Iron Housing	DP8101 ²⁹	Heavy Duty, Cast Iron Housing	DP8101 ²⁹	L6 3.9L GAS Naturally Aspirated (VIN E)	
Standard Duty, Cast Iron Housing	DP810	Standard Duty, Cast Iron Housing	DP810	Water Pump	DP1032
V8 4.7L GAS Naturally Aspirated (VIN C)		V8 5.8L GAS Naturally Aspirated (VIN X)		L6 3.9L GAS Naturally Aspirated (VIN V)	
Aluminum Housing	DP1026	Water Pump	DP822	Water Pump	DP1032
Heavy Duty, Cast Iron Housing	DP8101 ²⁹	V8 6.4L GAS Naturally Aspirated (VIN 9)		V8 4.3L GAS Naturally Aspirated (VIN F)	
Standard Duty, Cast Iron Housing	DP810	Water Pump	DP822	Water Pump	DP1026
V8 4.7L GAS Naturally Aspirated (VIN D)		V8 6.4L GAS Naturally Aspirated (VIN H)		V8 4.7L GAS Naturally Aspirated (VIN A)	
Aluminum Housing	DP1026	Water Pump	DP822	Aluminum Housing	DP1026
Heavy Duty, Cast Iron Housing	DP8101 ²⁹	V8 6.4L GAS Naturally Aspirated (VIN M)		Heavy Duty, Cast Iron Housing	DP8101 ²⁹
Standard Duty, Cast Iron Housing	DP810	Water Pump	DP822	Standard Duty, Cast Iron Housing	DP810
V8 5.8L GAS Naturally Aspirated (VIN X)		V8 6.4L GAS Naturally Aspirated (VIN P)		V8 4.7L GAS Naturally Aspirated (VIN C)	
Water Pump	DP822	Water Pump	DP822	Aluminum Housing	DP1026
V8 6.4L GAS Naturally Aspirated (VIN 9)		V8 6.4L GAS Naturally Aspirated (VIN Y)		Heavy Duty, Cast Iron Housing	DP8101 ²⁹
Water Pump	DP822	Water Pump	DP822	Standard Duty, Cast Iron Housing	DP810
V8 6.4L GAS Naturally Aspirated (VIN H)		V8 6.4L GAS Naturally Aspirated (VIN Z)		V8 4.7L GAS Naturally Aspirated (VIN D)	
Water Pump	DP822	Water Pump	DP822	Aluminum Housing	DP1026
V8 6.4L GAS Naturally Aspirated (VIN M)		V8 7.0L GAS Naturally Aspirated		Heavy Duty, Cast Iron Housing	DP8101 ²⁹
Water Pump	DP822	Water Pump	DP822	Standard Duty, Cast Iron Housing	DP810
V8 6.4L GAS Naturally Aspirated (VIN P)		V8 7.0L GAS Naturally Aspirated (VIN L)		V8 5.8L GAS Naturally Aspirated (VIN X)	
Water Pump	DP822	Water Pump	DP822	Water Pump	DP822
V8 6.4L GAS Naturally Aspirated (VIN Y)		V8 7.0L GAS Naturally Aspirated (VIN M)		V8 6.4L GAS Naturally Aspirated (VIN 9)	
Water Pump	DP822	Water Pump	DP822	Water Pump	DP822
V8 6.4L GAS Naturally Aspirated (VIN Z)		V8 7.0L GAS Naturally Aspirated (VIN Q)		V8 6.4L GAS Naturally Aspirated (VIN H)	
Water Pump	DP822	Water Pump	DP822	Water Pump	DP822
V8 7.0L GAS Naturally Aspirated (VIN L)		V8 7.0L GAS Naturally Aspirated (VIN R)		V8 6.4L GAS Naturally Aspirated (VIN M)	
Water Pump	DP822	Water Pump	DP822	Water Pump	DP822
V8 7.0L GAS Naturally Aspirated (VIN M)		1965 Mustang		V8 6.4L GAS Naturally Aspirated (VIN P)	
Water Pump	DP822	L6 2.8L GAS Naturally Aspirated (VIN U)		Water Pump	DP822
V8 7.0L GAS Naturally Aspirated (VIN Q)		Water Pump	DP865	V8 6.4L GAS Naturally Aspirated (VIN Y)	
Water Pump	DP822	L6 3.3L GAS Naturally Aspirated (VIN T)		Water Pump	DP822
V8 7.0L GAS Naturally Aspirated (VIN R)		Water Pump	DP865	V8 6.4L GAS Naturally Aspirated (VIN Z)	
Water Pump	DP822	V8 4.3L GAS Naturally Aspirated (VIN F)		Water Pump	DP822
1965 Galaxie 500		Water Pump	DP1026	V8 7.0L GAS Naturally Aspirated (VIN Q)	
L6 3.9L GAS Naturally Aspirated		V8 4.7L GAS Naturally Aspirated (VIN A)		Water Pump	DP822
Water Pump	DP1032	Aluminum Housing	DP1026	V8 7.0L GAS Naturally Aspirated (VIN R)	
V8 4.7L GAS Naturally Aspirated		Heavy Duty, Cast Iron Housing	DP8101 ²⁹	Water Pump	DP822
Aluminum Housing	DP1026	Standard Duty, Cast Iron Housing	DP810	1965 Ranchero	
Heavy Duty, Cast Iron Housing	DP8101 ²⁹	V8 4.7L GAS Naturally Aspirated (VIN C)		L6 2.8L GAS Naturally Aspirated (VIN U)	
Standard Duty, Cast Iron Housing	DP810	Aluminum Housing	DP1026	Water Pump	DP865
V8 5.8L GAS Naturally Aspirated		Heavy Duty, Cast Iron Housing	DP8101 ²⁹	L6 3.3L GAS Naturally Aspirated (VIN T)	
Water Pump	DP822	Standard Duty, Cast Iron Housing	DP810	Water Pump	DP865
V8 6.4L GAS Naturally Aspirated		V8 4.7L GAS Naturally Aspirated (VIN D)		V8 4.7L GAS Naturally Aspirated (VIN A)	
Water Pump	DP822	Aluminum Housing	DP1026	Aluminum Housing	DP1026
V8 7.0L GAS Naturally Aspirated		Heavy Duty, Cast Iron Housing	DP8101 ²⁹	Heavy Duty, Cast Iron Housing	DP8101 ²⁹
Water Pump	DP822	Standard Duty, Cast Iron Housing	DP810	Standard Duty, Cast Iron Housing	DP810
1965 GT40		V8 4.7L GAS Naturally Aspirated (VIN K)		V8 4.7L GAS Naturally Aspirated (VIN C)	
V8 7.0L GAS Naturally Aspirated		Aluminum Housing	DP1026	Aluminum Housing	DP1026
Water Pump	DP822	Heavy Duty, Cast Iron Housing	DP8101 ²⁹	Heavy Duty, Cast Iron Housing	DP8101 ²⁹
1965 LTD		Standard Duty, Cast Iron Housing	DP810	Standard Duty, Cast Iron Housing	DP810
L6 3.9L GAS Naturally Aspirated (VIN B)		1965 P-100		1965 Station Bus	
Water Pump	DP1032	L6 2.8L GAS Naturally Aspirated (VIN U)		L6 2.8L GAS Naturally Aspirated	
L6 3.9L GAS Naturally Aspirated (VIN E)		Water Pump	DP865	Water Pump	DP865
Water Pump	DP1032	1965 P-350		1965 Thunderbird	
L6 3.9L GAS Naturally Aspirated (VIN V)		L6 2.8L GAS Naturally Aspirated (VIN U)		V8 6.4L GAS Naturally Aspirated (VIN 9)	
Water Pump	DP1032	Water Pump	DP865	Water Pump	DP822
V8 4.7L GAS Naturally Aspirated (VIN A)		L6 3.9L GAS Naturally Aspirated (VIN J)		V8 6.4L GAS Naturally Aspirated (VIN M)	
Aluminum Housing	DP1026	Water Pump	DP1032	Water Pump	DP822
Heavy Duty, Cast Iron Housing	DP8101 ²⁹	L6 4.9L GAS Naturally Aspirated (VIN B)		V8 6.4L GAS Naturally Aspirated (VIN P)	
Standard Duty, Cast Iron Housing	DP810	Water Pump	DP1032	Water Pump	DP822
V8 4.7L GAS Naturally Aspirated (VIN C)		1965 Ranch Wagon		V8 6.4L GAS Naturally Aspirated (VIN Y)	
Aluminum Housing	DP1026	L6 2.8L GAS Naturally Aspirated (VIN U)		Water Pump	DP822
Heavy Duty, Cast Iron Housing	DP8101 ²⁹	Water Pump	DP865	V8 6.4L GAS Naturally Aspirated (VIN Z)	
Standard Duty, Cast Iron Housing	DP810	L6 3.3L GAS Naturally Aspirated (VIN T)		Water Pump	DP822
		Water Pump	DP865	V8 7.0L GAS Naturally Aspirated (VIN Q)	
				Water Pump	DP822

Ford	
1965 Thunderbird	
V8 7.0L GAS Naturally Aspirated (VIN R)	Water Pump DP822
1964 Club Wagon	
L6 2.4L GAS Naturally Aspirated (VIN S)	Water Pump DP865
L6 2.8L GAS Naturally Aspirated (VIN U)	Water Pump DP865
1964 Country Sedan	
V8 4.3L GAS Naturally Aspirated (VIN F)	Water Pump DP1026
V8 4.7L GAS Naturally Aspirated (VIN A)	Water Pump DP1026
V8 4.7L GAS Naturally Aspirated (VIN C)	Water Pump DP1026
V8 4.7L GAS Naturally Aspirated (VIN D)	Water Pump DP1026
V8 5.8L GAS Naturally Aspirated (VIN X)	Water Pump DP1334
V8 6.4L GAS Naturally Aspirated (VIN 9)	Water Pump DP1334
V8 6.4L GAS Naturally Aspirated (VIN H)	Water Pump DP1334
V8 6.4L GAS Naturally Aspirated (VIN M)	Water Pump DP1334
V8 6.4L GAS Naturally Aspirated (VIN P)	Water Pump DP1334
V8 6.4L GAS Naturally Aspirated (VIN Y)	Water Pump DP1334
V8 6.4L GAS Naturally Aspirated (VIN Z)	Water Pump DP1334
V8 7.0L GAS Naturally Aspirated (VIN Q)	Water Pump DP1334
V8 7.0L GAS Naturally Aspirated (VIN R)	Water Pump DP1334
1964 Country Squire	
V8 4.3L GAS Naturally Aspirated (VIN F)	Water Pump DP1026
V8 4.7L GAS Naturally Aspirated (VIN A)	Water Pump DP1026
V8 4.7L GAS Naturally Aspirated (VIN C)	Water Pump DP1026
V8 4.7L GAS Naturally Aspirated (VIN D)	Water Pump DP1026
V8 5.8L GAS Naturally Aspirated (VIN X)	Water Pump DP1334
V8 6.4L GAS Naturally Aspirated (VIN H)	Water Pump DP1334
V8 6.4L GAS Naturally Aspirated (VIN M)	Water Pump DP1334
V8 6.4L GAS Naturally Aspirated (VIN P)	Water Pump DP1334
V8 6.4L GAS Naturally Aspirated (VIN Y)	Water Pump DP1334
V8 6.4L GAS Naturally Aspirated (VIN Z)	Water Pump DP1334
V8 7.0L GAS Naturally Aspirated (VIN Q)	Water Pump DP1334
V8 7.0L GAS Naturally Aspirated (VIN R)	Water Pump DP1334
1964 Custom	
V8 4.3L GAS Naturally Aspirated (VIN F)	Water Pump DP1026
V8 4.7L GAS Naturally Aspirated (VIN A)	Water Pump DP1026

Ford	
1964 Custom	
V8 4.7L GAS Naturally Aspirated (VIN C)	Water Pump DP1026
V8 4.7L GAS Naturally Aspirated (VIN D)	Water Pump DP1026
V8 5.8L GAS Naturally Aspirated (VIN X)	Water Pump DP1334
V8 6.4L GAS Naturally Aspirated (VIN 9)	Water Pump DP1334
V8 6.4L GAS Naturally Aspirated (VIN H)	Water Pump DP1334
V8 6.4L GAS Naturally Aspirated (VIN M)	Water Pump DP1334
V8 6.4L GAS Naturally Aspirated (VIN P)	Water Pump DP1334
V8 6.4L GAS Naturally Aspirated (VIN Y)	Water Pump DP1334
V8 6.4L GAS Naturally Aspirated (VIN Z)	Water Pump DP1334
V8 7.0L GAS Naturally Aspirated (VIN Q)	Water Pump DP1334
V8 7.0L GAS Naturally Aspirated (VIN R)	Water Pump DP1334
1964 Custom 500	
V8 4.3L GAS Naturally Aspirated	Water Pump DP1026
V8 4.7L GAS Naturally Aspirated	Water Pump DP1026
V8 5.8L GAS Naturally Aspirated	Water Pump DP1334
V8 6.4L GAS Naturally Aspirated	Water Pump DP1334
1964 Econoline Van	
L6 2.4L GAS Naturally Aspirated	Water Pump DP865
L6 2.8L GAS Naturally Aspirated	Water Pump DP865
1964 F Series Pickup	
V8 5.9L GAS Naturally Aspirated	Water Pump DP822
V8 5.9L GAS Naturally Aspirated (VIN Y)	Water Pump DP822
1964 Fairlane	
L6 2.8L GAS Naturally Aspirated (VIN U)	Water Pump DP865
L6 3.3L GAS Naturally Aspirated (VIN T)	Water Pump DP865
V8 4.3L GAS Naturally Aspirated	Water Pump DP1026
V8 4.3L GAS Naturally Aspirated (VIN F)	Water Pump DP1026
V8 4.7L GAS Naturally Aspirated	Water Pump DP1026
V8 4.7L GAS Naturally Aspirated (VIN A)	Water Pump DP1026
V8 4.7L GAS Naturally Aspirated (VIN C)	Water Pump DP1026
V8 4.7L GAS Naturally Aspirated (VIN D)	Water Pump DP1026
V8 4.7L GAS Naturally Aspirated (VIN K)	Water Pump DP1026
V8 5.8L GAS Naturally Aspirated	Water Pump DP1334
V8 5.8L GAS Naturally Aspirated (VIN X)	Water Pump DP1334
V8 6.4L GAS Naturally Aspirated	Water Pump DP1334

Ford	
1964 Fairlane	
V8 6.4L GAS Naturally Aspirated (VIN Z)	Water Pump DP1334
V8 7.0L GAS Naturally Aspirated (VIN R)	Water Pump DP1334
1964 Falcon	
L6 2.4L GAS Naturally Aspirated	Water Pump DP865
L6 2.4L GAS Naturally Aspirated (VIN S)	Water Pump DP865
L6 2.8L GAS Naturally Aspirated	Water Pump DP865
L6 2.8L GAS Naturally Aspirated (VIN U)	Water Pump DP865
L6 3.3L GAS Naturally Aspirated (VIN T)	Water Pump DP865
V8 4.3L GAS Naturally Aspirated	Water Pump DP1026
V8 4.3L GAS Naturally Aspirated (VIN F)	Water Pump DP1026
V8 4.7L GAS Naturally Aspirated	Water Pump DP1026
V8 4.7L GAS Naturally Aspirated (VIN A)	Water Pump DP1026
V8 4.7L GAS Naturally Aspirated (VIN C)	Water Pump DP1026
V8 4.7L GAS Naturally Aspirated (VIN D)	Water Pump DP1026
V8 4.7L GAS Naturally Aspirated (VIN K)	Water Pump DP1026
1964 Falcon Sedan Delivery	
L6 2.4L GAS Naturally Aspirated (VIN S)	Water Pump DP865
L6 2.8L GAS Naturally Aspirated (VIN U)	Water Pump DP865
L6 3.3L GAS Naturally Aspirated (VIN T)	Water Pump DP865
V8 4.3L GAS Naturally Aspirated (VIN F)	Water Pump DP1026
V8 4.7L GAS Naturally Aspirated (VIN A)	Water Pump DP1026
V8 4.7L GAS Naturally Aspirated (VIN C)	Water Pump DP1026
1964 Galaxie	
V8 4.3L GAS Naturally Aspirated (VIN F)	Water Pump DP1026
V8 4.7L GAS Naturally Aspirated (VIN A)	Water Pump DP1026
V8 4.7L GAS Naturally Aspirated (VIN C)	Water Pump DP1026
V8 4.7L GAS Naturally Aspirated (VIN D)	Water Pump DP1026
V8 5.8L GAS Naturally Aspirated (VIN X)	Water Pump DP1334
V8 6.4L GAS Naturally Aspirated (VIN 9)	Water Pump DP1334
V8 6.4L GAS Naturally Aspirated (VIN H)	Water Pump DP1334
V8 6.4L GAS Naturally Aspirated (VIN M)	Water Pump DP1334
V8 6.4L GAS Naturally Aspirated (VIN P)	Water Pump DP1334
V8 6.4L GAS Naturally Aspirated (VIN Y)	Water Pump DP1334
V8 6.4L GAS Naturally Aspirated (VIN Z)	Water Pump DP1334
V8 7.0L GAS Naturally Aspirated (VIN Q)	Water Pump DP1334

Ford		Ford		Ford	
1964 Galaxie		1964 Ranch Wagon		1963 300	
V8 7.0L GAS Naturally Aspirated (VIN R)		L6 2.4L GAS Naturally Aspirated (VIN S)		L6 3.3L GAS Naturally Aspirated (VIN T)	
Water Pump	DP1334	Water Pump	DP865	Water Pump	DP865
1964 Galaxie 500		L6 2.8L GAS Naturally Aspirated (VIN U)		V8 4.3L GAS Naturally Aspirated (VIN F)	
V8 4.3L GAS Naturally Aspirated		Water Pump		Water Pump	DP1026
Water Pump	DP1026	L6 3.3L GAS Naturally Aspirated (VIN T)		V8 4.7L GAS Naturally Aspirated (VIN C)	
V8 4.3L GAS Naturally Aspirated (VIN F)		Water Pump		Water Pump	DP1026
Water Pump	DP1026	V8 4.3L GAS Naturally Aspirated (VIN F)		V8 5.8L GAS Naturally Aspirated (VIN X)	
V8 4.7L GAS Naturally Aspirated		Water Pump		Water Pump	DP1334
Water Pump	DP1026	V8 4.7L GAS Naturally Aspirated (VIN A)		V8 6.4L GAS Naturally Aspirated	
V8 4.7L GAS Naturally Aspirated (VIN A)		Water Pump		Water Pump	DP1334
Water Pump	DP1026	V8 4.7L GAS Naturally Aspirated (VIN C)		V8 6.4L GAS Naturally Aspirated (VIN 9)	
V8 4.7L GAS Naturally Aspirated (VIN C)		Water Pump		Water Pump	DP1334
Water Pump	DP1026	V8 4.7L GAS Naturally Aspirated (VIN D)		V8 6.4L GAS Naturally Aspirated (VIN M)	
V8 4.7L GAS Naturally Aspirated (VIN D)		Water Pump		Water Pump	DP1334
Water Pump	DP1026	V8 5.8L GAS Naturally Aspirated (VIN X)		V8 6.4L GAS Naturally Aspirated (VIN P)	
V8 5.8L GAS Naturally Aspirated		Water Pump		Water Pump	DP1334
Water Pump	DP1334	V8 6.4L GAS Naturally Aspirated (VIN 9)		V8 6.4L GAS Naturally Aspirated (VIN Z)	
V8 5.8L GAS Naturally Aspirated (VIN X)		Water Pump		Water Pump	DP1334
Water Pump	DP1334	V8 6.4L GAS Naturally Aspirated (VIN H)		V8 6.6L GAS Naturally Aspirated (VIN B)	
V8 6.4L GAS Naturally Aspirated		Water Pump		Water Pump	DP1334
Water Pump	DP1334	V8 6.4L GAS Naturally Aspirated (VIN M)		V8 6.6L GAS Naturally Aspirated (VIN G)	
V8 6.4L GAS Naturally Aspirated (VIN 9)		Water Pump		Water Pump	DP1334
Water Pump	DP1334	V8 6.4L GAS Naturally Aspirated (VIN P)		V8 7.0L GAS Naturally Aspirated	
V8 6.4L GAS Naturally Aspirated (VIN H)		Water Pump		Water Pump	DP1334
Water Pump	DP1334	V8 6.4L GAS Naturally Aspirated (VIN Y)		V8 7.0L GAS Naturally Aspirated (VIN Q)	
V8 6.4L GAS Naturally Aspirated (VIN M)		Water Pump		Water Pump	DP1334
Water Pump	DP1334	V8 6.4L GAS Naturally Aspirated (VIN Z)		V8 7.0L GAS Naturally Aspirated (VIN R)	
V8 6.4L GAS Naturally Aspirated (VIN P)		Water Pump		Water Pump	DP1334
Water Pump	DP1334	V8 7.0L GAS Naturally Aspirated (VIN Q)			
V8 6.4L GAS Naturally Aspirated (VIN Y)		Water Pump		1963 Club Wagon	
Water Pump	DP1334	V8 7.0L GAS Naturally Aspirated (VIN R)		L6 2.4L GAS Naturally Aspirated (VIN S)	
V8 6.4L GAS Naturally Aspirated (VIN Z)		Water Pump		Water Pump	DP865
Water Pump	DP1334			L6 2.8L GAS Naturally Aspirated	
				Water Pump	DP865
1964 GT40		1964 Ranchero		L6 2.8L GAS Naturally Aspirated (VIN U)	
V8 7.0L GAS Naturally Aspirated		L6 2.4L GAS Naturally Aspirated (VIN S)		Water Pump	DP865
Water Pump	DP1334	Water Pump		1963 Country Sedan	
		L6 2.8L GAS Naturally Aspirated (VIN U)		V8 3.6L GAS Naturally Aspirated (VIN L)	
1964 Mustang		Water Pump		Water Pump	DP1026
L6 2.8L GAS Naturally Aspirated (VIN U)		L6 3.3L GAS Naturally Aspirated (VIN T)		V8 4.3L GAS Naturally Aspirated (VIN F)	
Water Pump	DP865	Water Pump		Water Pump	DP1026
L6 3.3L GAS Naturally Aspirated (VIN T)		V8 4.3L GAS Naturally Aspirated (VIN F)		V8 4.7L GAS Naturally Aspirated (VIN C)	
Water Pump	DP865	Water Pump		Water Pump	DP1026
V8 4.3L GAS Naturally Aspirated (VIN F)				V8 5.8L GAS Naturally Aspirated (VIN X)	
Water Pump	DP1026	1964 Sprint		Water Pump	DP1334
V8 4.7L GAS Naturally Aspirated (VIN A)		L6 2.8L GAS Naturally Aspirated (VIN U)		V8 6.4L GAS Naturally Aspirated (VIN 9)	
Aluminum Housing	DP1026	Water Pump		Water Pump	DP1334
Heavy Duty, Cast Iron Housing	DP8101 ²⁹	L6 3.3L GAS Naturally Aspirated (VIN T)		V8 6.4L GAS Naturally Aspirated (VIN M)	
Standard Duty, Cast Iron Housing	DP810	Water Pump		Water Pump	DP1334
V8 4.7L GAS Naturally Aspirated (VIN C)		V8 4.3L GAS Naturally Aspirated (VIN F)		V8 6.4L GAS Naturally Aspirated (VIN P)	
Aluminum Housing	DP1026	Water Pump		Water Pump	DP1334
Heavy Duty, Cast Iron Housing	DP8101 ²⁹	V8 4.7L GAS Naturally Aspirated (VIN K)		V8 6.4L GAS Naturally Aspirated (VIN Z)	
Standard Duty, Cast Iron Housing	DP810	Water Pump		Water Pump	DP1334
V8 4.7L GAS Naturally Aspirated (VIN D)		1964 Station Bus		V8 6.6L GAS Naturally Aspirated (VIN B)	
Aluminum Housing	DP1026	L6 2.4L GAS Naturally Aspirated		Water Pump	DP1334
Heavy Duty, Cast Iron Housing	DP8101 ²⁹	Water Pump		V8 6.6L GAS Naturally Aspirated (VIN G)	
Standard Duty, Cast Iron Housing	DP810	1964 Thunderbird		Water Pump	DP1334
V8 4.7L GAS Naturally Aspirated (VIN K)		V8 6.4L GAS Naturally Aspirated (VIN 9)		V8 7.0L GAS Naturally Aspirated (VIN Q)	
Aluminum Housing	DP1026	Water Pump		Water Pump	DP1334
Heavy Duty, Cast Iron Housing	DP8101 ²⁹	V8 6.4L GAS Naturally Aspirated (VIN M)		V8 7.0L GAS Naturally Aspirated (VIN R)	
Standard Duty, Cast Iron Housing	DP810	Water Pump		Water Pump	DP1334
1964 P-100		V8 6.4L GAS Naturally Aspirated (VIN P)		1963 Country Squire	
L6 2.4L GAS Naturally Aspirated (VIN S)		Water Pump		V8 3.6L GAS Naturally Aspirated (VIN L)	
Water Pump	DP865	V8 6.4L GAS Naturally Aspirated (VIN Z)		Water Pump	DP1026
L6 2.8L GAS Naturally Aspirated (VIN U)		Water Pump		V8 4.3L GAS Naturally Aspirated (VIN F)	
Water Pump	DP865	V8 7.0L GAS Naturally Aspirated (VIN Q)		Water Pump	DP1026
1964 P-350		V8 7.0L GAS Naturally Aspirated (VIN R)		V8 4.7L GAS Naturally Aspirated (VIN C)	
L6 2.8L GAS Naturally Aspirated (VIN U)		Water Pump		Water Pump	DP1026
Water Pump	DP865				

9 Interference Engine 11 Water Pump Driven by Timing Belt 27 It is recommended that the FAN CLUTCH for this application be replaced. 28 Failure to inspect or replace worn or defective fan clutch may void warranty 29 Heavy Duty option is for performance enhanced engines/severe duty applications

Ford	
1963 Country Squire	
V8 5.8L GAS Naturally Aspirated (VIN X)	
Water Pump	DP1334
V8 6.4L GAS Naturally Aspirated (VIN 9)	
Water Pump	DP1334
V8 6.4L GAS Naturally Aspirated (VIN M)	
Water Pump	DP1334
V8 6.4L GAS Naturally Aspirated (VIN P)	
Water Pump	DP1334
V8 6.4L GAS Naturally Aspirated (VIN Z)	
Water Pump	DP1334
V8 6.6L GAS Naturally Aspirated (VIN B)	
Water Pump	DP1334
V8 6.6L GAS Naturally Aspirated (VIN G)	
Water Pump	DP1334
V8 7.0L GAS Naturally Aspirated (VIN Q)	
Water Pump	DP1334
V8 7.0L GAS Naturally Aspirated (VIN R)	
Water Pump	DP1334
1963 Econoline Van	
L6 2.4L GAS Naturally Aspirated	
Water Pump	DP865
L6 2.8L GAS Naturally Aspirated	
Water Pump	DP865
1963 Fairlane	
L6 2.8L GAS Naturally Aspirated (VIN U)	
Water Pump	DP865
L6 3.3L GAS Naturally Aspirated (VIN T)	
Water Pump	DP865
V8 3.6L GAS Naturally Aspirated	
Water Pump	DP1026
V8 3.6L GAS Naturally Aspirated (VIN L)	
Water Pump	DP1026
V8 4.3L GAS Naturally Aspirated	
Water Pump	DP1026
V8 4.3L GAS Naturally Aspirated (VIN F)	
Water Pump	DP1026
V8 4.7L GAS Naturally Aspirated	
Water Pump	DP1026
V8 4.7L GAS Naturally Aspirated (VIN C)	
Water Pump	DP1026
V8 4.7L GAS Naturally Aspirated (VIN K)	
Water Pump	DP1026
V8 5.8L GAS Naturally Aspirated	
Water Pump	DP1334
V8 5.8L GAS Naturally Aspirated (VIN X)	
Water Pump	DP1334
V8 6.4L GAS Naturally Aspirated	
Water Pump	DP1334
V8 6.4L GAS Naturally Aspirated (VIN Z)	
Water Pump	DP1334
1963 Falcon	
L6 2.4L GAS Naturally Aspirated	
Water Pump	DP865
L6 2.4L GAS Naturally Aspirated (VIN S)	
Water Pump	DP865
L6 2.8L GAS Naturally Aspirated	
Water Pump	DP865
L6 2.8L GAS Naturally Aspirated (VIN U)	
Water Pump	DP865
V8 3.6L GAS Naturally Aspirated (VIN L)	
Water Pump	DP1026
V8 4.3L GAS Naturally Aspirated	
Water Pump	DP1026
V8 4.3L GAS Naturally Aspirated (VIN F)	
Water Pump	DP1026

Ford	
1963 Falcon Sedan Delivery	
L6 2.4L GAS Naturally Aspirated (VIN S)	
Water Pump	DP865
L6 2.8L GAS Naturally Aspirated (VIN U)	
Water Pump	DP865
V8 4.3L GAS Naturally Aspirated (VIN F)	
Water Pump	DP1026
1963 Ford 300	
L6 3.3L GAS Naturally Aspirated (VIN T)	
Water Pump	DP865
V8 4.3L GAS Naturally Aspirated (VIN F)	
Water Pump	DP1026
V8 4.7L GAS Naturally Aspirated (VIN C)	
Water Pump	DP1026
V8 5.8L GAS Naturally Aspirated (VIN X)	
Water Pump	DP1334
V8 6.4L GAS Naturally Aspirated (VIN 9)	
Water Pump	DP1334
V8 6.4L GAS Naturally Aspirated (VIN M)	
Water Pump	DP1334
V8 6.4L GAS Naturally Aspirated (VIN P)	
Water Pump	DP1334
V8 6.4L GAS Naturally Aspirated (VIN Z)	
Water Pump	DP1334
V8 6.6L GAS Naturally Aspirated (VIN B)	
Water Pump	DP1334
V8 6.6L GAS Naturally Aspirated (VIN G)	
Water Pump	DP1334
V8 7.0L GAS Naturally Aspirated (VIN Q)	
Water Pump	DP1334
V8 7.0L GAS Naturally Aspirated (VIN R)	
Water Pump	DP1334
1963 Galaxie	
L6 3.3L GAS Naturally Aspirated (VIN T)	
Water Pump	DP865
V8 4.3L GAS Naturally Aspirated (VIN F)	
Water Pump	DP1026
V8 4.7L GAS Naturally Aspirated (VIN C)	
Water Pump	DP1026
V8 5.8L GAS Naturally Aspirated (VIN X)	
Water Pump	DP1334
V8 6.4L GAS Naturally Aspirated (VIN 9)	
Water Pump	DP1334
V8 6.4L GAS Naturally Aspirated (VIN M)	
Water Pump	DP1334
V8 6.4L GAS Naturally Aspirated (VIN P)	
Water Pump	DP1334
V8 6.4L GAS Naturally Aspirated (VIN Z)	
Water Pump	DP1334
V8 6.6L GAS Naturally Aspirated (VIN B)	
Water Pump	DP1334
V8 6.6L GAS Naturally Aspirated (VIN G)	
Water Pump	DP1334
V8 7.0L GAS Naturally Aspirated (VIN Q)	
Water Pump	DP1334
V8 7.0L GAS Naturally Aspirated (VIN R)	
Water Pump	DP1334
1963 Galaxie 500	
L6 3.3L GAS Naturally Aspirated	
Water Pump	DP865
L6 3.3L GAS Naturally Aspirated (VIN T)	
Water Pump	DP865
V8 4.3L GAS Naturally Aspirated	
Water Pump	DP1026
V8 4.3L GAS Naturally Aspirated (VIN F)	
Water Pump	DP1026
V8 4.7L GAS Naturally Aspirated	
Water Pump	DP1026

Ford	
1963 Galaxie 500	
V8 4.7L GAS Naturally Aspirated (VIN C)	
Water Pump	DP1026
V8 5.8L GAS Naturally Aspirated	
Water Pump	DP1334
V8 5.8L GAS Naturally Aspirated (VIN X)	
Water Pump	DP1334
V8 6.4L GAS Naturally Aspirated	
Water Pump	DP1334
V8 6.4L GAS Naturally Aspirated (VIN 9)	
Water Pump	DP1334
V8 6.4L GAS Naturally Aspirated (VIN M)	
Water Pump	DP1334
V8 6.4L GAS Naturally Aspirated (VIN P)	
Water Pump	DP1334
V8 6.4L GAS Naturally Aspirated (VIN Z)	
Water Pump	DP1334
V8 6.7L GAS Naturally Aspirated	
Water Pump	DP1334
1963 P-100	
L6 2.4L GAS Naturally Aspirated (VIN S)	
Water Pump	DP865
L6 2.8L GAS Naturally Aspirated (VIN U)	
Water Pump	DP865
1963 P-350	
L6 2.8L GAS Naturally Aspirated (VIN U)	
Water Pump	DP865
1963 Ranch Wagon	
L6 2.8L GAS Naturally Aspirated (VIN U)	
Water Pump	DP865
L6 3.3L GAS Naturally Aspirated (VIN T)	
Water Pump	DP865
V8 3.6L GAS Naturally Aspirated (VIN L)	
Water Pump	DP1026
V8 4.3L GAS Naturally Aspirated (VIN F)	
Water Pump	DP1026
V8 4.7L GAS Naturally Aspirated (VIN C)	
Water Pump	DP1026
V8 5.8L GAS Naturally Aspirated (VIN X)	
Water Pump	DP1334
V8 6.4L GAS Naturally Aspirated (VIN 9)	
Water Pump	DP1334
V8 6.4L GAS Naturally Aspirated (VIN M)	
Water Pump	DP1334
V8 6.4L GAS Naturally Aspirated (VIN P)	
Water Pump	DP1334
V8 6.4L GAS Naturally Aspirated (VIN Z)	
Water Pump	DP1334
V8 6.6L GAS Naturally Aspirated (VIN B)	
Water Pump	DP1334
V8 6.6L GAS Naturally Aspirated (VIN G)	
Water Pump	DP1334
V8 7.0L GAS Naturally Aspirated (VIN Q)	
Water Pump	DP1334
V8 7.0L GAS Naturally Aspirated (VIN R)	
Water Pump	DP1334
1963 Ranchero	
L6 2.4L GAS Naturally Aspirated (VIN S)	
Water Pump	DP865
L6 2.8L GAS Naturally Aspirated (VIN U)	
Water Pump	DP865
V8 4.3L GAS Naturally Aspirated (VIN F)	
Water Pump	DP1026
1963 Sprint	
L6 2.8L GAS Naturally Aspirated (VIN U)	
Water Pump	DP865
L6 3.3L GAS Naturally Aspirated (VIN T)	
Water Pump	DP865

Ford		Ford		Ford	
1963 Sprint		1962 Country Squire		1962 Galaxie	
V8 3.6L GAS Naturally Aspirated (VIN L)		V8 6.6L GAS Naturally Aspirated (VIN B)		V8 6.6L GAS Naturally Aspirated (VIN G)	
Water Pump	DP1026	Water Pump	DP1334	Water Pump	DP1334
V8 4.3L GAS Naturally Aspirated (VIN F)		V8 6.6L GAS Naturally Aspirated (VIN G)		1962 Galaxie 500	
Water Pump	DP1026	Water Pump	DP1334	V8 5.8L GAS Naturally Aspirated	
1963 Station Bus		1962 Econoline Van		Water Pump	DP1334
L6 2.4L GAS Naturally Aspirated		L6 2.4L GAS Naturally Aspirated		V8 5.8L GAS Naturally Aspirated (VIN X)	
Water Pump	DP865	Water Pump	DP865	Water Pump	DP1334
1963 Thunderbird		L6 2.8L GAS Naturally Aspirated		V8 6.4L GAS Naturally Aspirated	
V8 6.4L GAS Naturally Aspirated (VIN 9)		Water Pump	DP865	Water Pump	DP1334
Water Pump	DP1334	1962 Fairlane		V8 6.4L GAS Naturally Aspirated (VIN M)	
V8 6.4L GAS Naturally Aspirated (VIN M)		L6 2.8L GAS Naturally Aspirated (VIN U)		Water Pump	DP1334
Water Pump	DP1334	Water Pump	DP865	V8 6.4L GAS Naturally Aspirated (VIN Q)	
V8 6.4L GAS Naturally Aspirated (VIN P)		V8 3.6L GAS Naturally Aspirated		Water Pump	DP1334
Water Pump	DP1334	Water Pump	DP1026	V8 6.4L GAS Naturally Aspirated (VIN R)	
V8 6.4L GAS Naturally Aspirated (VIN Z)		V8 3.6L GAS Naturally Aspirated (VIN L)		Water Pump	DP1334
Water Pump	DP1334	Water Pump	DP1026	V8 6.4L GAS Naturally Aspirated (VIN Z)	
V8 6.6L GAS Naturally Aspirated (VIN B)		V8 4.3L GAS Naturally Aspirated (VIN F)		Water Pump	DP1334
Water Pump	DP1334	Water Pump	DP1026	V8 6.7L GAS Naturally Aspirated	
V8 6.6L GAS Naturally Aspirated (VIN G)		V8 5.8L GAS Naturally Aspirated		Water Pump	DP1334
Water Pump	DP1334	Water Pump	DP1334	1962 P-100	
V8 7.0L GAS Naturally Aspirated (VIN Q)		V8 5.8L GAS Naturally Aspirated (VIN X)		L6 2.4L GAS Naturally Aspirated (VIN S)	
Water Pump	DP1334	Water Pump	DP1334	Water Pump	DP865
V8 7.0L GAS Naturally Aspirated (VIN R)		V8 6.4L GAS Naturally Aspirated		L6 2.8L GAS Naturally Aspirated (VIN U)	
Water Pump	DP1334	Water Pump	DP1334	Water Pump	DP865
1962 Club Wagon		V8 6.4L GAS Naturally Aspirated (VIN Q)		1962 P-350	
L6 2.4L GAS Naturally Aspirated (VIN D)		Water Pump	DP1334	L6 2.8L GAS Naturally Aspirated (VIN U)	
Water Pump	DP865	V8 6.4L GAS Naturally Aspirated (VIN R)		Water Pump	DP865
L6 2.4L GAS Naturally Aspirated (VIN S)		Water Pump	DP1334	1962 Ranch Wagon	
Water Pump	DP865	V8 6.4L GAS Naturally Aspirated (VIN Z)		L6 2.8L GAS Naturally Aspirated (VIN U)	
L6 2.8L GAS Naturally Aspirated		Water Pump	DP1334	Water Pump	DP865
Water Pump	DP865	1962 Falcon		V8 3.6L GAS Naturally Aspirated (VIN L)	
L6 2.8L GAS Naturally Aspirated (VIN U)		L6 2.4L GAS Naturally Aspirated		Water Pump	DP1026
Water Pump	DP865	Water Pump	DP865	V8 4.3L GAS Naturally Aspirated (VIN F)	
1962 Country Sedan		L6 2.4L GAS Naturally Aspirated (VIN D)		Water Pump	DP1026
V8 3.6L GAS Naturally Aspirated (VIN L)		Water Pump	DP865	V8 5.8L GAS Naturally Aspirated (VIN X)	
Water Pump	DP1026	L6 2.4L GAS Naturally Aspirated (VIN S)		Water Pump	DP1334
V8 4.3L GAS Naturally Aspirated (VIN F)		Water Pump	DP865	V8 6.4L GAS Naturally Aspirated (VIN M)	
Water Pump	DP1026	L6 2.8L GAS Naturally Aspirated		Water Pump	DP1334
V8 5.8L GAS Naturally Aspirated (VIN X)		Water Pump	DP865	V8 6.4L GAS Naturally Aspirated (VIN Q)	
Water Pump	DP1334	L6 2.8L GAS Naturally Aspirated (VIN U)		Water Pump	DP1334
V8 6.4L GAS Naturally Aspirated (VIN M)		Water Pump	DP865	V8 6.4L GAS Naturally Aspirated (VIN R)	
Water Pump	DP1334	V8 3.6L GAS Naturally Aspirated (VIN L)		Water Pump	DP1334
V8 6.4L GAS Naturally Aspirated (VIN Q)		Water Pump	DP1026	V8 6.4L GAS Naturally Aspirated (VIN Z)	
Water Pump	DP1334	V8 4.3L GAS Naturally Aspirated (VIN F)		Water Pump	DP1334
V8 6.4L GAS Naturally Aspirated (VIN R)		Water Pump	DP1026	V8 6.6L GAS Naturally Aspirated (VIN B)	
Water Pump	DP1334	1962 Falcon Sedan Delivery		Water Pump	DP1334
V8 6.4L GAS Naturally Aspirated (VIN Z)		L6 2.4L GAS Naturally Aspirated (VIN D)		V8 6.6L GAS Naturally Aspirated (VIN G)	
Water Pump	DP1334	Water Pump	DP865	Water Pump	DP1334
V8 6.6L GAS Naturally Aspirated (VIN B)		L6 2.4L GAS Naturally Aspirated (VIN S)		1962 Ranchero	
Water Pump	DP1334	Water Pump	DP865	L6 2.4L GAS Naturally Aspirated (VIN D)	
V8 6.6L GAS Naturally Aspirated (VIN G)		L6 2.8L GAS Naturally Aspirated (VIN U)		Water Pump	DP865
Water Pump	DP1334	Water Pump	DP865	L6 2.4L GAS Naturally Aspirated (VIN S)	
1962 Country Squire		V8 4.3L GAS Naturally Aspirated (VIN F)		Water Pump	DP865
V8 3.6L GAS Naturally Aspirated (VIN L)		Water Pump	DP1026	L6 2.8L GAS Naturally Aspirated (VIN U)	
Water Pump	DP1026	1962 Galaxie		Water Pump	DP865
V8 4.3L GAS Naturally Aspirated (VIN F)		V8 5.8L GAS Naturally Aspirated (VIN X)		V8 4.3L GAS Naturally Aspirated (VIN F)	
Water Pump	DP1026	Water Pump	DP1334	Water Pump	DP1026
V8 5.8L GAS Naturally Aspirated (VIN X)		V8 6.4L GAS Naturally Aspirated (VIN M)		1962 Station Bus	
Water Pump	DP1334	Water Pump	DP1334	L6 2.4L GAS Naturally Aspirated	
V8 6.4L GAS Naturally Aspirated (VIN M)		V8 6.4L GAS Naturally Aspirated (VIN Q)		Water Pump	DP865
Water Pump	DP1334	Water Pump	DP1334	1962 Thunderbird	
V8 6.4L GAS Naturally Aspirated (VIN Q)		V8 6.4L GAS Naturally Aspirated (VIN R)		V8 6.4L GAS Naturally Aspirated (VIN M)	
Water Pump	DP1334	Water Pump	DP1334	Water Pump	DP1334
V8 6.4L GAS Naturally Aspirated (VIN R)		V8 6.4L GAS Naturally Aspirated (VIN Z)		V8 6.4L GAS Naturally Aspirated (VIN Q)	
Water Pump	DP1334	Water Pump	DP1334	Water Pump	DP1334
V8 6.4L GAS Naturally Aspirated (VIN Z)		V8 6.6L GAS Naturally Aspirated (VIN B)		V8 6.4L GAS Naturally Aspirated (VIN R)	
Water Pump	DP1334	Water Pump	DP1334	Water Pump	DP1334

Ford	
1962 Thunderbird	
V8 6.4L GAS Naturally Aspirated (VIN Z)	
Water Pump	DP1334
1961 Country Sedan	
V8 5.8L GAS Naturally Aspirated (VIN H)	
Water Pump	DP1334
V8 5.8L GAS Naturally Aspirated (VIN X)	
Water Pump	DP1334
V8 6.4L GAS Naturally Aspirated (VIN M)	
Water Pump	DP1334
V8 6.4L GAS Naturally Aspirated (VIN Q)	
Water Pump	DP1334
V8 6.4L GAS Naturally Aspirated (VIN R)	
Water Pump	DP1334
V8 6.4L GAS Naturally Aspirated (VIN Z)	
Water Pump	DP1334
1961 Country Squire	
V8 5.8L GAS Naturally Aspirated (VIN H)	
Water Pump	DP1334
V8 5.8L GAS Naturally Aspirated (VIN X)	
Water Pump	DP1334
V8 6.4L GAS Naturally Aspirated (VIN M)	
Water Pump	DP1334
V8 6.4L GAS Naturally Aspirated (VIN Q)	
Water Pump	DP1334
V8 6.4L GAS Naturally Aspirated (VIN R)	
Water Pump	DP1334
V8 6.4L GAS Naturally Aspirated (VIN Z)	
Water Pump	DP1334
1961 Econoline Van	
L6 2.4L GAS Naturally Aspirated	
Water Pump	DP865
1961 Fairlane	
V8 5.8L GAS Naturally Aspirated	
Water Pump	DP1334
V8 5.8L GAS Naturally Aspirated (VIN H)	
Water Pump	DP1334
V8 5.8L GAS Naturally Aspirated (VIN R)	
Water Pump	DP1334
V8 5.8L GAS Naturally Aspirated (VIN X)	
Water Pump	DP1334
V8 6.4L GAS Naturally Aspirated	
Water Pump	DP1334
V8 6.4L GAS Naturally Aspirated (VIN Q)	
Water Pump	DP1334
V8 6.4L GAS Naturally Aspirated (VIN R)	
Water Pump	DP1334
V8 6.4L GAS Naturally Aspirated (VIN Z)	
Water Pump	DP1334
1961 Falcon	
L6 2.4L GAS Naturally Aspirated (VIN D)	
Water Pump	DP865
L6 2.4L GAS Naturally Aspirated (VIN S)	
Water Pump	DP865
L6 2.8L GAS Naturally Aspirated (VIN U)	
Water Pump	DP865
1961 Falcon Sedan Delivery	
L6 2.4L GAS Naturally Aspirated (VIN D)	
Water Pump	DP865
L6 2.4L GAS Naturally Aspirated (VIN S)	
Water Pump	DP865
L6 2.8L GAS Naturally Aspirated (VIN U)	
Water Pump	DP865
1961 Galaxie	
V8 5.8L GAS Naturally Aspirated (VIN H)	
Water Pump	DP1334
V8 5.8L GAS Naturally Aspirated (VIN X)	
Water Pump	DP1334

Ford	
1961 Galaxie	
V8 6.4L GAS Naturally Aspirated (VIN M)	
Water Pump	DP1334
V8 6.4L GAS Naturally Aspirated (VIN Q)	
Water Pump	DP1334
V8 6.4L GAS Naturally Aspirated (VIN R)	
Water Pump	DP1334
V8 6.4L GAS Naturally Aspirated (VIN Z)	
Water Pump	DP1334
1961 P-100	
L6 2.4L GAS Naturally Aspirated (VIN S)	
Water Pump	DP865
L6 2.8L GAS Naturally Aspirated (VIN U)	
Water Pump	DP865
1961 P-350	
L6 2.8L GAS Naturally Aspirated (VIN U)	
Water Pump	DP865
1961 Ranch Wagon	
V8 5.8L GAS Naturally Aspirated (VIN H)	
Water Pump	DP1334
V8 5.8L GAS Naturally Aspirated (VIN X)	
Water Pump	DP1334
V8 6.4L GAS Naturally Aspirated (VIN M)	
Water Pump	DP1334
V8 6.4L GAS Naturally Aspirated (VIN Q)	
Water Pump	DP1334
V8 6.4L GAS Naturally Aspirated (VIN R)	
Water Pump	DP1334
V8 6.4L GAS Naturally Aspirated (VIN Z)	
Water Pump	DP1334
1961 Ranchero	
L6 2.4L GAS Naturally Aspirated (VIN D)	
Water Pump	DP865
L6 2.4L GAS Naturally Aspirated (VIN S)	
Water Pump	DP865
L6 2.8L GAS Naturally Aspirated (VIN U)	
Water Pump	DP865
1961 Thunderbird	
V8 6.4L GAS Naturally Aspirated (VIN M)	
Water Pump	DP1334
V8 6.4L GAS Naturally Aspirated (VIN Q)	
Water Pump	DP1334
V8 6.4L GAS Naturally Aspirated (VIN R)	
Water Pump	DP1334
V8 6.4L GAS Naturally Aspirated (VIN Z)	
Water Pump	DP1334
1960 Custom 300	
V8 5.8L GAS Naturally Aspirated (VIN H)	
Water Pump	DP1334
V8 5.8L GAS Naturally Aspirated (VIN X)	
Water Pump	DP1334
V8 5.8L GAS Naturally Aspirated (VIN Y)	
Water Pump	DP1334
1960 Falcon	
L6 2.4L GAS Naturally Aspirated (VIN D)	
Water Pump	DP865
L6 2.4L GAS Naturally Aspirated (VIN S)	
Water Pump	DP865
L6 2.8L GAS Naturally Aspirated (VIN U)	
Water Pump	DP865
1960 Ranchero	
L6 2.4L GAS Naturally Aspirated (VIN D)	
Water Pump	DP865
L6 2.4L GAS Naturally Aspirated (VIN S)	
Water Pump	DP865

Freightliner	
2013 Sprinter 2500	
V6 3.0L DIESEL Turbocharged C	
Water Pump	DP354
2013 Sprinter 3500	
V6 3.0L DIESEL Turbocharged C	
Water Pump	DP354
2012 Sprinter 2500	
V6 3.0L DIESEL Turbocharged C	
Water Pump	DP354
2012 Sprinter 3500	
V6 3.0L DIESEL Turbocharged C	
Water Pump	DP354
2011 Sprinter 2500	
V6 3.0L DIESEL Turbocharged C	
Water Pump	DP354
2011 Sprinter 3500	
V6 3.0L DIESEL Turbocharged C	
Water Pump	DP354
2010 Sprinter 2500	
V6 3.0L DIESEL Turbocharged C	
Water Pump	DP354
2010 Sprinter 3500	
V6 3.0L DIESEL Turbocharged C	
Water Pump	DP354
2009 Sprinter 2500	
V6 3.0L DIESEL Turbocharged 5	
Water Pump	DP354
2009 Sprinter 3500	
V6 3.0L DIESEL Turbocharged 5	
Water Pump	DP354
2008 Sprinter 2500	
V6 3.0L DIESEL Turbocharged 5	
Water Pump	DP354
2008 Sprinter 3500	
V6 3.0L DIESEL Turbocharged 5	
Water Pump	DP354
2007 Sprinter 2500	
V6 3.0L DIESEL Turbocharged 5	
Water Pump	DP354
2007 Sprinter 3500	
V6 3.0L DIESEL Turbocharged 5	
Water Pump	DP354
2006 Sprinter 2500	
L5 2.7L DIESEL Turbocharged 4	
Water Pump	DP864
2006 Sprinter 3500	
L5 2.7L DIESEL Turbocharged 4	
Water Pump	DP864
2005 Sprinter 2500	
L5 2.7L DIESEL Turbocharged 4	
Water Pump	DP864
2005 Sprinter 3500	
L5 2.7L DIESEL Turbocharged 4	
Water Pump	DP864
2004 Sprinter 2500	
L5 2.7L DIESEL Turbocharged 4	
Water Pump	DP864
2004 Sprinter 3500	
L5 2.7L DIESEL Turbocharged 4	
Water Pump	DP864
2003 Sprinter 2500	
L5 2.7L DIESEL Turbocharged 1	
Water Pump	DP1079
L5 2.7L DIESEL Turbocharged 2	
Water Pump	DP1079
2003 Sprinter 3500	
L5 2.7L DIESEL Turbocharged 1	
Water Pump	DP1079

Freightliner		Geo		GMC	
2003 Sprinter 3500		1993 Prizm		2016 Savana Van	
L5 2.7L DIESEL Turbocharged 2		L4 1.6L GAS Naturally Aspirated (VIN 6)		V8 6.0L FLEX Naturally Aspirated (VIN G)	
Water Pump	DP1079	Water Pump	DP740 ⁹	Water Pump	DP990 ^{27,28}
2002 Sprinter 2500		L4 1.8L GAS Naturally Aspirated (VIN 8)		V8 6.6L DIESEL Turbocharged (VIN L)	
L5 2.7L DIESEL Turbocharged 1		Water Pump	DP768 ⁹	Water Pump	DP1226
Water Pump	DP1079	1993 Storm		2016 Sierra Pickups	
L5 2.7L DIESEL Turbocharged 2		L4 1.6L GAS Naturally Aspirated (VIN 6)		V8 6.0L CNG Naturally Aspirated (VIN B)	
Water Pump	DP1079	Water Pump	DP950 ^{11,9}	Water Pump	DP990 ^{27,28}
2002 Sprinter 3500		L4 1.8L GAS Naturally Aspirated (VIN 8)		V8 6.0L FLEX Naturally Aspirated (VIN G)	
L5 2.7L DIESEL Turbocharged 1		Water Pump	DP950 ^{11,9}	Water Pump	DP990 ^{27,28}
Water Pump	DP1079	1993 Tracker		2016 Terrain	
L5 2.7L DIESEL Turbocharged 2		L4 1.6L GAS Naturally Aspirated (VIN U)		L4 2.4L FLEX Naturally Aspirated (VIN K)	
Water Pump	DP1079	Water Pump	DP382	Water Pump	DP208
Genesis		1992 Metro		L4 2.4L GAS Naturally Aspirated (VIN K)	
2017 G80		L3 1.0L GAS Naturally Aspirated (VIN 6)		Water Pump	DP208
V6 3.8L GAS Naturally Aspirated (VIN E)		Water Pump	DP372 ⁹	V6 3.6L GAS Naturally Aspirated (VIN 3)	
Water Pump	DP1227	L4 1.3L GAS Naturally Aspirated (VIN 3)		Water Pump	DP532
Geo		Water Pump	DP372	2015 Acadia	
1997 Metro		1992 Storm		V6 3.6L GAS Naturally Aspirated (VIN D)	
L3 1.0L GAS Naturally Aspirated (VIN 6)		L4 1.6L GAS Naturally Aspirated (VIN 6)		Water Pump	DP532
Water Pump	DP372 ⁹	Water Pump	DP950 ^{11,9}	2015 Canyon	
L4 1.3L GAS Naturally Aspirated (VIN 9)		L4 1.8L GAS Naturally Aspirated (VIN 8)		V6 3.6L GAS Naturally Aspirated (VIN 3)	
Water Pump	DP372 ⁹	Water Pump	DP950 ^{11,9}	Water Pump	DP532
1997 Prizm		1992 Tracker		2015 Savana Van	
L4 1.6L GAS Naturally Aspirated (VIN 6)		L4 1.6L GAS Naturally Aspirated (VIN U)		V8 4.8L FLEX Naturally Aspirated (VIN F)	
Water Pump	DP740 ⁹	Water Pump	DP382	Water Pump	DP990 ^{27,28}
L4 1.8L GAS Naturally Aspirated (VIN 8)		1991 Metro		V8 6.0L CNG Naturally Aspirated (VIN B)	
Water Pump	DP768 ⁹	L3 1.0L GAS Naturally Aspirated (VIN 6)		Water Pump	DP990 ^{27,28}
1996 Metro		Water Pump	DP372 ⁹	V8 6.0L FLEX Naturally Aspirated (VIN G)	
L3 1.0L GAS Naturally Aspirated (VIN 6)		1991 Tracker		Water Pump	DP990 ^{27,28}
Water Pump	DP372 ⁹	L4 1.6L GAS Naturally Aspirated (VIN U)		V8 6.6L DIESEL Turbocharged (VIN L)	
L4 1.3L GAS Naturally Aspirated (VIN 9)		Water Pump	DP382	Water Pump	DP1226
Water Pump	DP372 ⁹	1990 Metro		2015 Sierra Pickups	
1996 Prizm		L3 1.0L GAS Naturally Aspirated (VIN 6)		V8 6.0L CNG Naturally Aspirated (VIN B)	
L4 1.6L GAS Naturally Aspirated (VIN 6)		Water Pump	DP372 ⁹	Water Pump	DP990 ^{27,28}
Water Pump	DP740 ⁹	1990 Tracker		V8 6.0L FLEX Naturally Aspirated (VIN G)	
L4 1.8L GAS Naturally Aspirated (VIN 8)		L4 1.6L GAS Naturally Aspirated (VIN U)		Water Pump	DP990 ^{27,28}
Water Pump	DP768 ⁹	Water Pump	DP382	V8 6.0L GAS Naturally Aspirated (VIN B)	
1995 Metro		1989 Metro		Water Pump	DP990 ^{27,28}
L3 1.0L GAS Naturally Aspirated (VIN 6)		L3 1.0L GAS Naturally Aspirated (VIN 6)		V8 6.0L GAS Naturally Aspirated (VIN G)	
Water Pump	DP372 ⁹	Water Pump	DP372 ⁹	Water Pump	DP990 ^{27,28}
L4 1.3L GAS Naturally Aspirated (VIN 9)		1989 Prizm		V8 6.6L DIESEL Turbocharged (VIN 8)	
Water Pump	DP372 ⁹	L4 1.6L GAS Naturally Aspirated (VIN 6)		Water Pump	DP1226
1995 Prizm		Water Pump	DP1461 ⁹	2015 Terrain	
L4 1.6L GAS Naturally Aspirated (VIN 6)		1989 Tracker		L4 2.4L FLEX Naturally Aspirated (VIN K)	
Water Pump	DP740 ⁹	L4 1.6L GAS Naturally Aspirated (VIN U)		Water Pump	DP208
L4 1.8L GAS Naturally Aspirated (VIN 8)		Water Pump	DP382	L4 2.4L GAS Naturally Aspirated (VIN K)	
Water Pump	DP768 ⁹	GMC		Water Pump	DP208
1994 Metro		2017 Terrain		V6 3.6L FLEX Naturally Aspirated (VIN 3)	
L3 1.0L GAS Naturally Aspirated (VIN 6)		L4 2.4L FLEX Naturally Aspirated (VIN K)		Water Pump	DP532
Water Pump	DP372 ⁹	Water Pump	DP208	V6 3.6L GAS Naturally Aspirated (VIN 3)	
L4 1.3L GAS Naturally Aspirated (VIN 3)		L4 2.4L GAS Naturally Aspirated (VIN K)		Water Pump	DP532
Water Pump	DP372	Water Pump	DP208	2014 Acadia	
1994 Prizm		V6 3.6L FLEX Naturally Aspirated (VIN 3)		V6 3.6L GAS Naturally Aspirated (VIN D)	
L4 1.6L GAS Naturally Aspirated (VIN 6)		Water Pump	DP532	Water Pump	DP532
Water Pump	DP740 ⁹	V6 3.6L GAS Naturally Aspirated (VIN 3)		2014 Savana Van	
L4 1.8L GAS Naturally Aspirated (VIN 8)		Water Pump	DP532	V6 4.3L GAS Naturally Aspirated (VIN X)	
Water Pump	DP768 ⁹	2016 Acadia		Water Pump	DP957 ^{27,28}
1994 Tracker		V6 3.6L GAS Naturally Aspirated (VIN D)		V8 4.8L FLEX Naturally Aspirated (VIN A)	
L4 1.6L GAS Naturally Aspirated (VIN U)		Water Pump	DP532	Water Pump	DP990 ^{27,28}
Water Pump	DP382	2016 Canyon		V8 5.3L FLEX Naturally Aspirated (VIN 4)	
1993 Metro		V6 3.6L GAS Naturally Aspirated (VIN 3)		Water Pump	DP990 ^{27,28}
L3 1.0L GAS Naturally Aspirated (VIN 6)		Water Pump	DP532	V8 6.0L CNG Naturally Aspirated (VIN B)	
Water Pump	DP372 ⁹	2016 Savana Van		Water Pump	DP990 ^{27,28}
L4 1.3L GAS Naturally Aspirated (VIN 3)		V8 4.8L FLEX Naturally Aspirated (VIN F)		V8 6.0L FLEX Naturally Aspirated (VIN G)	
Water Pump	DP372	Water Pump	DP990 ^{27,28}	Water Pump	DP990 ^{27,28}
		V8 6.0L CNG Naturally Aspirated (VIN B)		V8 6.6L DIESEL Turbocharged (VIN L)	
		Water Pump	DP990 ^{27,28}	Water Pump	DP1226

138 9 Interference Engine 11 Water Pump Driven by Timing Belt 27 It is recommended that the FAN CLUTCH for this application be replaced. 28 Failure to inspect or replace worn or defective fan clutch may void warranty 29 Heavy Duty option is for performance enhanced engines/severe duty applications

GMC 2011 Sierra Pickups		GMC 2010 Sierra Pickups		GMC 2009 Savana Van	
V8 4.8L FLEX Naturally Aspirated (VIN A)		V6 4.3L GAS Naturally Aspirated (VIN X)		V8 5.3L GAS Naturally Aspirated (VIN 4)	
Water Pump	DP990 ^{27,28}	Water Pump	DP957 ^{27,28}	Water Pump	DP990 ^{27,28}
V8 5.3L FLEX Naturally Aspirated (VIN 0)		V8 4.8L FLEX Naturally Aspirated (VIN A)		V8 6.0L GAS Naturally Aspirated (VIN K)	
Water Pump	DP990 ^{27,28}	Water Pump	DP990 ^{27,28}	Water Pump	DP990 ^{27,28}
V8 5.3L FLEX Naturally Aspirated (VIN 3)		V8 5.3L FLEX Naturally Aspirated (VIN 0)		V8 6.6L DIESEL Turbocharged (VIN 6)	
Water Pump	DP990 ^{27,28}	Water Pump	DP990 ^{27,28}	Water Pump	DP1226
V8 6.0L ELECTRIC/FLEX Naturally Aspirated (VIN J)		V8 5.3L FLEX Naturally Aspirated (VIN 3)		2009 Sierra Pickups	
Water Pump	DP990 ^{27,28}	Water Pump	DP990 ^{27,28}	V6 4.3L GAS Naturally Aspirated (VIN X)	
V8 6.0L FLEX Naturally Aspirated (VIN G)		V8 6.0L ELECTRIC/FLEX Naturally Aspirated (VIN J)		Water Pump	DP957 ^{27,28}
Water Pump	DP990 ^{27,28}	Water Pump	DP990 ^{27,28}	V8 4.8L GAS Naturally Aspirated (VIN C)	
V8 6.0L GAS Naturally Aspirated (VIN G)		V8 6.0L FLEX Naturally Aspirated (VIN G)		Water Pump	DP990 ^{27,28}
Water Pump	DP990 ^{27,28}	Water Pump	DP990 ^{27,28}	V8 5.3L FLEX Naturally Aspirated (VIN 0)	
V8 6.2L FLEX Naturally Aspirated (VIN 2)		V8 6.0L GAS Naturally Aspirated (VIN K)		Water Pump	DP990 ^{27,28}
Water Pump	DP990 ^{27,28}	Water Pump	DP990 ^{27,28}	V8 5.3L FLEX Naturally Aspirated (VIN 3)	
V8 6.6L DIESEL Turbocharged (VIN 8)		V8 6.2L FLEX Naturally Aspirated (VIN 2)		Water Pump	DP990 ^{27,28}
Water Pump	DP1226	Water Pump	DP990 ^{27,28}	V8 5.3L GAS Naturally Aspirated (VIN J)	
V8 6.6L DIESEL Turbocharged (VIN L)		V8 6.6L DIESEL Turbocharged (VIN 6)		Water Pump	DP990 ^{27,28}
Water Pump	DP1226	Water Pump	DP1226	V8 5.3L GAS Naturally Aspirated (VIN M)	
2011 Terrain		2010 Terrain		Water Pump	DP990 ^{27,28}
L4 2.4L GAS Naturally Aspirated (VIN C)		L4 2.4L GAS Naturally Aspirated (VIN W)		V8 6.0L ELECTRIC/GAS Naturally Aspirated (VIN 5)	
Water Pump	DP208	Water Pump	DP208	Water Pump	DP990 ^{27,28}
V6 3.0L FLEX Naturally Aspirated (VIN 5)		V6 3.0L GAS Naturally Aspirated (VIN Y)		V8 6.0L GAS Naturally Aspirated (VIN K)	
Water Pump	DP532	Water Pump	DP532	Water Pump	DP990 ^{27,28}
2011 Yukon		2010 Yukon		V8 6.0L GAS Naturally Aspirated (VIN Y)	
V8 5.3L FLEX Naturally Aspirated (VIN 0)		V8 5.3L FLEX Naturally Aspirated (VIN 0)		Water Pump	DP990 ^{27,28}
Water Pump	DP990 ^{27,28}	Water Pump	DP990 ^{27,28}	V8 6.2L FLEX Naturally Aspirated (VIN 2)	
V8 6.0L ELECTRIC/FLEX Naturally Aspirated (VIN J)		V8 5.3L FLEX Naturally Aspirated (VIN 3)		Water Pump	DP990 ^{27,28}
Water Pump	DP990 ^{27,28}	Water Pump	DP990 ^{27,28}	V8 6.6L DIESEL Turbocharged (VIN 6)	
V8 6.2L FLEX Naturally Aspirated (VIN F)		V8 6.0L ELECTRIC/FLEX Naturally Aspirated (VIN J)		Water Pump	DP1226
Water Pump	DP990 ^{27,28}	Water Pump	DP990 ^{27,28}	2009 Yukon	
2011 Yukon XL 1500		V8 6.2L FLEX Naturally Aspirated (VIN F)		V8 4.8L GAS Naturally Aspirated (VIN C)	
V8 5.3L FLEX Naturally Aspirated (VIN 0)		Water Pump	DP990 ^{27,28}	Water Pump	DP990 ^{27,28}
Water Pump	DP990 ^{27,28}	2010 Yukon XL 1500		V8 5.3L FLEX Naturally Aspirated (VIN 0)	
V8 5.3L FLEX Naturally Aspirated (VIN 3)		V8 5.3L FLEX Naturally Aspirated (VIN 0)		Water Pump	DP990 ^{27,28}
Water Pump	DP990 ^{27,28}	Water Pump	DP990 ^{27,28}	V8 5.3L FLEX Naturally Aspirated (VIN 3)	
V8 6.2L FLEX Naturally Aspirated (VIN 2)		V8 5.3L FLEX Naturally Aspirated (VIN 3)		Water Pump	DP990 ^{27,28}
Water Pump	DP990 ^{27,28}	Water Pump	DP990 ^{27,28}	V8 5.3L GAS Naturally Aspirated (VIN J)	
V8 6.2L FLEX Naturally Aspirated (VIN F)		V8 6.2L FLEX Naturally Aspirated (VIN 2)		Water Pump	DP990 ^{27,28}
Water Pump	DP990 ^{27,28}	Water Pump	DP990 ^{27,28}	V8 6.0L ELECTRIC/GAS Naturally Aspirated (VIN 5)	
2011 Yukon XL 2500		V8 6.2L FLEX Naturally Aspirated (VIN F)		Water Pump	DP990 ^{27,28}
V8 6.0L FLEX Naturally Aspirated (VIN G)		Water Pump	DP990 ^{27,28}	V8 6.2L FLEX Naturally Aspirated (VIN 2)	
Water Pump	DP990 ^{27,28}	2010 Yukon XL 2500		Water Pump	DP990 ^{27,28}
2010 Acadia		V8 6.0L FLEX Naturally Aspirated (VIN G)		2009 Yukon XL 1500	
V6 3.6L GAS Naturally Aspirated (VIN D)		Water Pump	DP990 ^{27,28}	V8 5.3L FLEX Naturally Aspirated (VIN 0)	
Water Pump	DP532	2009 Acadia		Water Pump	DP990 ^{27,28}
2010 Canyon		V6 3.6L GAS Naturally Aspirated (VIN D)		V8 5.3L FLEX Naturally Aspirated (VIN 3)	
L4 2.9L GAS Naturally Aspirated (VIN 9)		Water Pump	DP532	Water Pump	DP990 ^{27,28}
Water Pump	DP965 ^{27,28}	2009 Canyon		V8 5.3L GAS Naturally Aspirated (VIN J)	
L5 3.7L GAS Naturally Aspirated (VIN E)		L4 2.9L GAS Naturally Aspirated (VIN 9)		Water Pump	DP990 ^{27,28}
Water Pump	DP965 ^{27,28}	Water Pump	DP965 ^{27,28}	V8 6.0L GAS Naturally Aspirated (VIN Y)	
V8 5.3L GAS Naturally Aspirated (VIN P)		L5 3.7L GAS Naturally Aspirated (VIN E)		Water Pump	DP990 ^{27,28}
Water Pump	DP990 ^{27,28}	Water Pump	DP965 ^{27,28}	V8 6.2L FLEX Naturally Aspirated (VIN 2)	
2010 Savana Van		V8 5.3L GAS Naturally Aspirated (VIN L)		Water Pump	DP990 ^{27,28}
V6 4.3L GAS Naturally Aspirated (VIN X)		Water Pump	DP990 ^{27,28}	2009 Yukon XL 2500	
Water Pump	DP957 ^{27,28}	2009 Envoy		V8 6.0L GAS Naturally Aspirated (VIN K)	
V8 4.8L FLEX Naturally Aspirated (VIN A)		L6 4.2L GAS Naturally Aspirated (VIN S)		Water Pump	DP990 ^{27,28}
Water Pump	DP990 ^{27,28}	Water Pump	DP965 ^{27,28}	2008 Acadia	
V8 5.3L FLEX Naturally Aspirated (VIN 4)		V8 5.3L GAS Naturally Aspirated (VIN M)		V6 3.6L GAS Naturally Aspirated (VIN 7)	
Water Pump	DP990 ^{27,28}	Water Pump	DP990 ^{27,28}	Water Pump	DP532
V8 6.0L FLEX Naturally Aspirated (VIN G)		2009 Savana Van		2008 Canyon	
Water Pump	DP990 ^{27,28}	V6 4.3L GAS Naturally Aspirated (VIN X)		L4 2.9L GAS Naturally Aspirated (VIN 9)	
V8 6.6L DIESEL Turbocharged (VIN 6)		Water Pump	DP957 ^{27,28}	Water Pump	DP965 ^{27,28}
Water Pump	DP1226	V8 4.8L GAS Naturally Aspirated (VIN C)		L5 3.7L GAS Naturally Aspirated (VIN E)	
V8 6.6L DIESEL Turbocharged (VIN L)		Water Pump	DP990 ^{27,28}	Water Pump	DP965 ^{27,28}
Water Pump	DP1226	V8 5.3L FLEX Naturally Aspirated (VIN 4)			
		Water Pump	DP990 ^{27,28}		

GMC		GMC		GMC	
2008 Envoy		2007 Canyon		2007 Yukon	
L6 4.2L GAS Naturally Aspirated (VIN S)		L4 2.9L GAS Naturally Aspirated (VIN 9)		V8 4.8L GAS Naturally Aspirated (VIN C)	
Water Pump	DP965 ^{27,28}	Water Pump	DP965 ^{27,28}	Water Pump	DP990 ^{27,28}
V8 5.3L GAS Naturally Aspirated (VIN M)		L5 3.7L GAS Naturally Aspirated (VIN E)		V8 5.3L FLEX Naturally Aspirated (VIN O)	
Water Pump	DP990 ^{27,28}	Water Pump	DP965 ^{27,28}	Water Pump	DP990 ^{27,28}
2008 Savana Van		2007 Envoy		V8 5.3L GAS Naturally Aspirated (VIN J)	
V6 4.3L GAS Naturally Aspirated (VIN X)		L6 4.2L GAS Naturally Aspirated (VIN S)		Water Pump	DP990 ^{27,28}
Water Pump	DP957 ^{27,28}	Water Pump	DP965 ^{27,28}	V8 6.2L GAS Naturally Aspirated (VIN 8)	
V8 4.8L GAS Naturally Aspirated (VIN C)		V8 5.3L GAS Naturally Aspirated (VIN M)		Water Pump	DP990 ^{27,28}
Water Pump	DP990 ^{27,28}	Water Pump	DP990 ^{27,28}	2007 Yukon XL 1500	
V8 5.3L FLEX Naturally Aspirated (VIN 4)		2007 Savana Van		V8 5.3L FLEX Naturally Aspirated (VIN O)	
Water Pump	DP990 ^{27,28}	V6 4.3L GAS Naturally Aspirated (VIN X)		Water Pump	DP990 ^{27,28}
V8 5.3L GAS Naturally Aspirated (VIN 4)		Water Pump	DP957 ^{27,28}	V8 5.3L FLEX Naturally Aspirated (VIN 3)	
Water Pump	DP990 ^{27,28}	V8 4.8L GAS Naturally Aspirated (VIN V)		Water Pump	DP990 ^{27,28}
V8 6.0L GAS Naturally Aspirated (VIN K)		Water Pump	DP990 ^{27,28}	V8 5.3L GAS Naturally Aspirated (VIN J)	
Water Pump	DP990 ^{27,28}	V8 5.3L FLEX Naturally Aspirated (VIN Z)		Water Pump	DP990 ^{27,28}
V8 6.6L DIESEL Turbocharged (VIN 6)		Water Pump	DP990 ^{27,28}	V8 6.0L GAS Naturally Aspirated (VIN Y)	
Water Pump	DP1226	V8 5.3L GAS Naturally Aspirated (VIN T)		Water Pump	DP990 ^{27,28}
2008 Sierra Pickups		Water Pump	DP990 ^{27,28}	V8 6.2L GAS Naturally Aspirated (VIN 8)	
V6 4.3L GAS Naturally Aspirated (VIN X)		V8 6.0L GAS Naturally Aspirated (VIN U)		Water Pump	DP990 ^{27,28}
Water Pump	DP957 ^{27,28}	Water Pump	DP990 ^{27,28}	2007 Yukon XL 2500	
V8 4.8L GAS Naturally Aspirated (VIN C)		V8 6.6L DIESEL Turbocharged (VIN 2)		V8 6.0L GAS Naturally Aspirated (VIN K)	
Water Pump	DP990 ^{27,28}	Water Pump	DP1226	Water Pump	DP990 ^{27,28}
V8 5.3L FLEX Naturally Aspirated (VIN O)		V8 6.6L DIESEL Turbocharged (VIN 6)		2006 Canyon	
Water Pump	DP990 ^{27,28}	Water Pump	DP1226	L4 2.8L GAS Naturally Aspirated (VIN 8)	
V8 5.3L FLEX Naturally Aspirated (VIN 3)		2007 Sierra Classic		Water Pump	DP965 ^{27,28}
Water Pump	DP990 ^{27,28}	V6 4.3L GAS Naturally Aspirated (VIN X)		L5 3.5L GAS Naturally Aspirated (VIN 6)	
V8 5.3L GAS Naturally Aspirated (VIN J)		Water Pump	DP957 ^{27,28}	Water Pump	DP965 ^{27,28}
Water Pump	DP990 ^{27,28}	V8 4.8L GAS Naturally Aspirated (VIN V)		2006 Envoy	
V8 5.3L GAS Naturally Aspirated (VIN M)		Water Pump	DP990 ^{27,28}	L6 4.2L GAS Naturally Aspirated (VIN S)	
Water Pump	DP990 ^{27,28}	V8 5.3L ELECTRIC/GAS Naturally Aspirated (VIN T)		Water Pump	DP965 ^{27,28}
V8 6.0L GAS Naturally Aspirated (VIN K)		Water Pump	DP990 ^{27,28}	V8 5.3L GAS Naturally Aspirated (VIN M)	
Water Pump	DP990 ^{27,28}	V8 5.3L FLEX Naturally Aspirated (VIN Z)		Water Pump	DP998 ^{27,28}
V8 6.0L GAS Naturally Aspirated (VIN Y)		Water Pump	DP990 ^{27,28}	2006 Envoy XL	
Water Pump	DP990 ^{27,28}	V8 5.3L GAS Naturally Aspirated (VIN B)		L6 4.2L GAS Naturally Aspirated (VIN S)	
V8 6.2L GAS Naturally Aspirated (VIN 8)		Water Pump	DP990 ^{27,28}	Water Pump	DP965 ^{27,28}
Water Pump	DP990 ^{27,28}	V8 5.3L GAS Naturally Aspirated (VIN T)		V8 5.3L GAS Naturally Aspirated (VIN M)	
V8 6.6L DIESEL Turbocharged (VIN 6)		Water Pump	DP990 ^{27,28}	Water Pump	DP998 ^{27,28}
Water Pump	DP1226	V8 6.0L GAS Naturally Aspirated (VIN N)		2006 Savana Van	
2008 Yukon		Water Pump	DP990 ^{27,28}	V6 4.3L GAS Naturally Aspirated (VIN X)	
V8 4.8L GAS Naturally Aspirated (VIN C)		V8 6.0L GAS Naturally Aspirated (VIN U)		Water Pump	DP957 ^{27,28}
Water Pump	DP990 ^{27,28}	Water Pump	DP990 ^{27,28}	V8 4.8L GAS Naturally Aspirated (VIN V)	
V8 5.3L FLEX Naturally Aspirated (VIN O)		V8 6.6L DIESEL Turbocharged (VIN D)		Water Pump	DP998 ^{27,28}
Water Pump	DP990 ^{27,28}	Water Pump	DP1226	V8 5.3L GAS Naturally Aspirated (VIN T)	
V8 5.3L GAS Naturally Aspirated (VIN J)		V8 8.1L GAS Naturally Aspirated (VIN G)		Water Pump	DP998 ^{27,28}
Water Pump	DP990 ^{27,28}	Water Pump	DP1019 ^{27,28}	V8 6.0L GAS Naturally Aspirated (VIN U)	
V8 6.0L ELECTRIC/GAS Naturally Aspirated (VIN 5)		2007 Sierra Pickups		Water Pump	DP998 ^{27,28}
Water Pump	DP990 ^{27,28}	V6 4.3L GAS Naturally Aspirated (VIN X)		V8 6.6L DIESEL Turbocharged (VIN 2)	
V8 6.2L GAS Naturally Aspirated (VIN 8)		Water Pump	DP957 ^{27,28}	Water Pump	DP1226
Water Pump	DP990 ^{27,28}	V8 4.8L GAS Naturally Aspirated (VIN C)		2006 Sierra Pickups	
2008 Yukon XL 1500		Water Pump	DP990 ^{27,28}	V6 4.3L GAS Naturally Aspirated (VIN X)	
V8 5.3L FLEX Naturally Aspirated (VIN O)		V8 5.3L FLEX Naturally Aspirated (VIN O)		Water Pump	DP957 ^{27,28}
Water Pump	DP990 ^{27,28}	Water Pump	DP990 ^{27,28}	V8 4.8L GAS Naturally Aspirated (VIN V)	
V8 5.3L FLEX Naturally Aspirated (VIN 3)		V8 5.3L FLEX Naturally Aspirated (VIN 3)		Water Pump	DP998 ^{27,28}
Water Pump	DP990 ^{27,28}	Water Pump	DP990 ^{27,28}	V8 5.3L FLEX Naturally Aspirated (VIN Z)	
V8 5.3L GAS Naturally Aspirated (VIN J)		V8 5.3L GAS Naturally Aspirated (VIN J)		Water Pump	DP998 ^{27,28}
Water Pump	DP990 ^{27,28}	Water Pump	DP990 ^{27,28}	V8 5.3L GAS Naturally Aspirated (VIN B)	
V8 6.0L GAS Naturally Aspirated (VIN Y)		V8 5.3L GAS Naturally Aspirated (VIN M)		Water Pump	DP998 ^{27,28}
Water Pump	DP990 ^{27,28}	Water Pump	DP990 ^{27,28}	V8 5.3L GAS Naturally Aspirated (VIN T)	
V8 6.2L GAS Naturally Aspirated (VIN 8)		V8 6.0L GAS Naturally Aspirated (VIN K)		Water Pump	DP998 ^{27,28}
Water Pump	DP990 ^{27,28}	Water Pump	DP990 ^{27,28}	V8 6.0L GAS Naturally Aspirated (VIN N)	
2008 Yukon XL 2500		V8 6.0L GAS Naturally Aspirated (VIN Y)		Water Pump	DP998 ^{27,28}
V8 6.0L GAS Naturally Aspirated (VIN K)		Water Pump	DP990 ^{27,28}	V8 6.0L GAS Naturally Aspirated (VIN U)	
Water Pump	DP990 ^{27,28}	V8 6.2L GAS Naturally Aspirated (VIN 8)		Water Pump	DP998 ^{27,28}
2007 Acadia		Water Pump	DP990 ^{27,28}	V8 6.6L DIESEL Turbocharged (VIN 2)	
V6 3.6L GAS Naturally Aspirated (VIN 7)		V8 6.6L DIESEL Turbocharged (VIN 6)		Water Pump	DP1226
Water Pump	DP532	Water Pump	DP1226	V8 6.6L DIESEL Turbocharged (VIN D)	
				Water Pump	DP1226

GMC		GMC		GMC	
2006 Sierra Pickups		2005 Sierra Pickups		2004 Sierra Pickups	
V8 8.1L GAS Naturally Aspirated (VIN G)		V8 5.3L GAS Naturally Aspirated (VIN T)		V8 4.8L GAS Naturally Aspirated (VIN V)	
Water Pump DP1019 ^{27,28}		Water Pump DP998 ^{27,28}		Water Pump DP998 ^{27,28}	
2006 Yukon		V8 6.0L GAS Naturally Aspirated (VIN N)		V8 5.3L FLEX Naturally Aspirated (VIN Z)	
V8 4.8L GAS Naturally Aspirated (VIN V)		Water Pump DP998 ^{27,28}		Water Pump DP998 ^{27,28}	
Water Pump DP998 ^{27,28}		V8 6.0L GAS Naturally Aspirated (VIN U)		V8 5.3L GAS Naturally Aspirated (VIN T)	
V8 5.3L FLEX Naturally Aspirated (VIN Z)		Water Pump DP998 ^{27,28}		Water Pump DP998 ^{27,28}	
Water Pump DP998 ^{27,28}		V8 6.6L DIESEL Turbocharged (VIN 2)		V8 6.0L GAS Naturally Aspirated (VIN U)	
V8 5.3L GAS Naturally Aspirated (VIN T)		Water Pump DP807		Water Pump DP998 ^{27,28}	
Water Pump DP998 ^{27,28}		V8 8.1L GAS Naturally Aspirated (VIN G)		V8 6.6L DIESEL Turbocharged (VIN 1)	
V8 6.0L GAS Naturally Aspirated (VIN U)		Water Pump DP1019 ^{27,28}		Water Pump DP807	
Water Pump DP998 ^{27,28}		2005 Yukon		V8 6.6L DIESEL Turbocharged (VIN 2)	
2006 Yukon XL 1500		V8 4.8L GAS Naturally Aspirated (VIN V)		Water Pump DP807	
V8 5.3L FLEX Naturally Aspirated (VIN Z)		Water Pump DP998 ^{27,28}		V8 8.1L GAS Naturally Aspirated (VIN G)	
Water Pump DP998 ^{27,28}		V8 5.3L FLEX Naturally Aspirated (VIN Z)		Water Pump DP1019 ^{27,28}	
V8 5.3L GAS Naturally Aspirated (VIN T)		Water Pump DP998 ^{27,28}		2004 Sonoma	
Water Pump DP998 ^{27,28}		V8 5.3L GAS Naturally Aspirated (VIN T)		V6 4.3L GAS Naturally Aspirated (VIN X)	
V8 6.0L GAS Naturally Aspirated (VIN U)		Water Pump DP998 ^{27,28}		Water Pump DP957 ^{27,28}	
Water Pump DP998 ^{27,28}		V8 6.0L GAS Naturally Aspirated (VIN U)		2004 Yukon	
2006 Yukon XL 2500		Water Pump DP998 ^{27,28}		V8 4.8L GAS Naturally Aspirated (VIN V)	
V8 6.0L GAS Naturally Aspirated (VIN U)		2005 Yukon XL 1500		Water Pump DP998 ^{27,28}	
Water Pump DP998 ^{27,28}		V8 5.3L FLEX Naturally Aspirated (VIN Z)		V8 5.3L FLEX Naturally Aspirated (VIN Z)	
V8 8.1L GAS Naturally Aspirated (VIN G)		Water Pump DP998 ^{27,28}		Water Pump DP998 ^{27,28}	
Water Pump DP1019 ^{27,28}		V8 5.3L GAS Naturally Aspirated (VIN T)		V8 5.3L GAS Naturally Aspirated (VIN T)	
2005 Canyon		Water Pump DP998 ^{27,28}		Water Pump DP998 ^{27,28}	
L4 2.8L GAS Naturally Aspirated (VIN 8)		V8 6.0L GAS Naturally Aspirated (VIN U)		V8 6.0L GAS Naturally Aspirated (VIN U)	
Water Pump DP965 ^{27,28}		Water Pump DP998 ^{27,28}		Water Pump DP998 ^{27,28}	
L5 3.5L GAS Naturally Aspirated (VIN 6)		2005 Yukon XL 2500		2004 Yukon XL 1500	
Water Pump DP965 ^{27,28}		V8 6.0L GAS Naturally Aspirated (VIN U)		V8 5.3L FLEX Naturally Aspirated (VIN Z)	
2005 Envoy		Water Pump DP998 ^{27,28}		Water Pump DP998 ^{27,28}	
L6 4.2L GAS Naturally Aspirated (VIN S)		V8 8.1L GAS Naturally Aspirated (VIN G)		V8 5.3L GAS Naturally Aspirated (VIN T)	
Water Pump DP965 ^{27,28}		Water Pump DP1019 ^{27,28}		Water Pump DP998 ^{27,28}	
V8 5.3L GAS Naturally Aspirated (VIN M)		2004 Canyon		V8 6.0L GAS Naturally Aspirated (VIN U)	
Water Pump DP998 ^{27,28}		L4 2.8L GAS Naturally Aspirated (VIN 8)		Water Pump DP998 ^{27,28}	
2005 Envoy XL		Water Pump DP965 ^{27,28}		2004 Yukon XL 2500	
L6 4.2L GAS Naturally Aspirated (VIN S)		L5 3.5L GAS Naturally Aspirated (VIN 6)		V8 6.0L GAS Naturally Aspirated (VIN U)	
Water Pump DP965 ^{27,28}		Water Pump DP965 ^{27,28}		Water Pump DP998 ^{27,28}	
V8 5.3L GAS Naturally Aspirated (VIN P)		2004 Envoy		V8 8.1L GAS Naturally Aspirated (VIN G)	
Water Pump DP998 ^{27,28}		L6 4.2L GAS Naturally Aspirated (VIN S)		Water Pump DP1019 ^{27,28}	
2005 Envoy XUV		Water Pump DP965 ^{27,28}		2003 Envoy	
L6 4.2L GAS Naturally Aspirated (VIN S)		2004 Envoy XL		L6 4.2L GAS Naturally Aspirated (VIN S)	
Water Pump DP965 ^{27,28}		L6 4.2L GAS Naturally Aspirated (VIN S)		Water Pump DP965 ^{27,28}	
V8 5.3L GAS Naturally Aspirated (VIN P)		Water Pump DP965 ^{27,28}		2003 Envoy XL	
Water Pump DP998 ^{27,28}		V8 5.3L GAS Naturally Aspirated (VIN P)		L6 4.2L GAS Naturally Aspirated (VIN S)	
2005 Jimmy		Water Pump DP998 ^{27,28}		Water Pump DP965 ^{27,28}	
V6 4.3L GAS Naturally Aspirated (VIN X)		2004 Envoy XUV		V8 5.3L GAS Naturally Aspirated (VIN P)	
Water Pump DP957 ^{27,28}		L6 4.2L GAS Naturally Aspirated (VIN S)		Water Pump DP998 ^{27,28}	
2005 Safari		Water Pump DP965 ^{27,28}		2003 Jimmy	
V6 4.3L GAS Naturally Aspirated (VIN X)		V8 5.3L GAS Naturally Aspirated (VIN P)		V6 4.3L GAS Naturally Aspirated (VIN W)	
Water Pump DP957 ^{27,28}		Water Pump DP998 ^{27,28}		Water Pump DP957 ^{27,28}	
2005 Savana Van		2004 Jimmy		2003 Safari	
V6 4.3L GAS Naturally Aspirated (VIN X)		V6 4.3L GAS Naturally Aspirated (VIN W)		V6 4.3L GAS Naturally Aspirated (VIN X)	
Water Pump DP957 ^{27,28}		Water Pump DP957 ^{27,28}		Water Pump DP957 ^{27,28}	
V8 4.8L GAS Naturally Aspirated (VIN V)		2004 Safari		2003 Savana Van	
Water Pump DP998 ^{27,28}		V6 4.3L GAS Naturally Aspirated (VIN X)		V6 4.3L GAS Naturally Aspirated (VIN X)	
V8 5.3L GAS Naturally Aspirated (VIN T)		Water Pump DP957 ^{27,28}		Water Pump DP957 ^{27,28}	
Water Pump DP998 ^{27,28}		2004 Savana Van		V8 4.8L GAS Naturally Aspirated (VIN V)	
V8 6.0L GAS Naturally Aspirated (VIN U)		V6 4.3L GAS Naturally Aspirated (VIN X)		Water Pump DP998 ^{27,28}	
Water Pump DP998 ^{27,28}		V8 4.8L GAS Naturally Aspirated (VIN V)		V8 5.3L GAS Naturally Aspirated (VIN T)	
2005 Sierra Pickups		Water Pump DP998 ^{27,28}		Water Pump DP998 ^{27,28}	
V6 4.3L GAS Naturally Aspirated (VIN X)		V8 5.3L GAS Naturally Aspirated (VIN T)		V8 6.0L GAS Naturally Aspirated (VIN U)	
Water Pump DP957 ^{27,28}		Water Pump DP998 ^{27,28}		Water Pump DP998 ^{27,28}	
V8 4.8L GAS Naturally Aspirated (VIN V)		V8 6.0L GAS Naturally Aspirated (VIN U)		2003 Sierra Pickups	
Water Pump DP998 ^{27,28}		Water Pump DP998 ^{27,28}		V6 4.3L GAS Naturally Aspirated (VIN X)	
V8 5.3L FLEX Naturally Aspirated (VIN Z)		2004 Sierra Pickups		Water Pump DP957 ^{27,28}	
Water Pump DP998 ^{27,28}		V6 4.3L GAS Naturally Aspirated (VIN X)		V8 4.8L GAS Naturally Aspirated (VIN V)	
V8 5.3L GAS Naturally Aspirated (VIN B)		Water Pump DP957 ^{27,28}		Water Pump DP998 ^{27,28}	
Water Pump DP998 ^{27,28}				V8 5.3L FLEX Naturally Aspirated (VIN Z)	
				Water Pump DP998 ^{27,28}	

GMC	
2003 Sierra Pickups	
V8 5.3L GAS Naturally Aspirated (VIN T)	
Water Pump	DP998 ^{27,28}
V8 6.0L GAS Naturally Aspirated (VIN U)	
Water Pump	DP998 ^{27,28}
V8 6.6L DIESEL Turbocharged (VIN 1)	
Water Pump	DP807
V8 8.1L GAS Naturally Aspirated (VIN G)	
Water Pump	DP1019 ^{27,28}
2003 Sonoma	
L4 2.2L GAS Naturally Aspirated (VIN H)	
Water Pump	DP966
V6 4.3L GAS Naturally Aspirated (VIN X)	
Water Pump	DP957 ^{27,28}
2003 Yukon	
V8 4.8L GAS Naturally Aspirated (VIN V)	
Water Pump	DP998 ^{27,28}
V8 5.3L FLEX Naturally Aspirated (VIN Z)	
Water Pump	DP998 ^{27,28}
V8 5.3L GAS Naturally Aspirated (VIN T)	
Water Pump	DP998 ^{27,28}
V8 6.0L GAS Naturally Aspirated (VIN U)	
Water Pump	DP998 ^{27,28}
2003 Yukon XL 1500	
V8 5.3L FLEX Naturally Aspirated (VIN Z)	
Water Pump	DP998 ^{27,28}
V8 5.3L GAS Naturally Aspirated (VIN T)	
Water Pump	DP998 ^{27,28}
V8 6.0L GAS Naturally Aspirated (VIN U)	
Water Pump	DP998 ^{27,28}
2003 Yukon XL 2500	
V8 6.0L GAS Naturally Aspirated (VIN U)	
Water Pump	DP998 ^{27,28}
V8 8.1L GAS Naturally Aspirated (VIN G)	
Water Pump	DP1019 ^{27,28}
2002 Envoy	
L6 4.2L GAS Naturally Aspirated (VIN S)	
Water Pump	DP965 ^{27,28}
2002 Envoy XL	
L6 4.2L GAS Naturally Aspirated (VIN S)	
Water Pump	DP965 ^{27,28}
2002 Jimmy	
V6 4.3L GAS Naturally Aspirated (VIN W)	
Water Pump	DP957 ^{27,28}
2002 Safari	
V6 4.3L GAS Naturally Aspirated (VIN X)	
Water Pump	DP957 ^{27,28}
2002 Savana Van	
V6 4.3L GAS Naturally Aspirated (VIN W)	
Water Pump	DP957 ^{27,28}
V8 5.0L GAS Naturally Aspirated (VIN M)	
Water Pump	DP957 ^{27,28}
V8 5.7L BI-FUEL Naturally Aspirated (VIN R)	
Water Pump	DP957 ^{27,28}
V8 5.7L GAS Naturally Aspirated (VIN R)	
Water Pump	DP957 ^{27,28}
V8 8.1L GAS Naturally Aspirated (VIN G)	
Water Pump	DP1115
2002 Sierra Pickups	
V6 4.3L GAS Naturally Aspirated (VIN W)	
Water Pump	DP957 ^{27,28}
V6 4.3L GAS Naturally Aspirated (VIN X)	
Water Pump	DP957 ^{27,28}
V8 4.8L GAS Naturally Aspirated (VIN V)	
Water Pump	DP998 ^{27,28}
V8 5.3L GAS Naturally Aspirated (VIN T)	
Water Pump	DP998 ^{27,28}
V8 6.0L GAS Naturally Aspirated (VIN U)	
Water Pump	DP998 ^{27,28}
V8 6.6L DIESEL Turbocharged (VIN 1)	
Water Pump	DP807
V8 8.1L GAS Naturally Aspirated (VIN G)	
Water Pump	DP1019 ^{27,28}
2001 Sonoma	
L4 2.2L FLEX Naturally Aspirated (VIN 5)	
Water Pump	DP966

GMC	
2002 Sierra Pickups	
V8 5.3L GAS Naturally Aspirated (VIN T)	
Water Pump	DP998 ^{27,28}
V8 6.0L GAS Naturally Aspirated (VIN U)	
Water Pump	DP998 ^{27,28}
V8 6.6L DIESEL Turbocharged (VIN 1)	
Water Pump	DP807
V8 8.1L GAS Naturally Aspirated (VIN G)	
Water Pump	DP1019 ^{27,28}
2002 Sonoma	
L4 2.2L FLEX Naturally Aspirated (VIN 5)	
Water Pump	DP966
V6 4.3L GAS Naturally Aspirated (VIN W)	
Water Pump	DP957 ^{27,28}
2002 Yukon	
V8 4.8L GAS Naturally Aspirated (VIN V)	
Water Pump	DP998 ^{27,28}
V8 5.3L FLEX Naturally Aspirated (VIN Z)	
Water Pump	DP998 ^{27,28}
V8 5.3L GAS Naturally Aspirated (VIN T)	
Water Pump	DP998 ^{27,28}
V8 6.0L GAS Naturally Aspirated (VIN U)	
Water Pump	DP998 ^{27,28}
2002 Yukon XL 1500	
V8 5.3L FLEX Naturally Aspirated (VIN Z)	
Water Pump	DP998 ^{27,28}
V8 5.3L GAS Naturally Aspirated (VIN T)	
Water Pump	DP998 ^{27,28}
V8 6.0L GAS Naturally Aspirated (VIN U)	
Water Pump	DP998 ^{27,28}
2002 Yukon XL 2500	
V8 6.0L GAS Naturally Aspirated (VIN U)	
Water Pump	DP998 ^{27,28}
V8 8.1L GAS Naturally Aspirated (VIN G)	
Water Pump	DP1019 ^{27,28}
2001 Jimmy	
V6 4.3L GAS Naturally Aspirated (VIN W)	
Water Pump	DP957 ^{27,28}
2001 Safari	
V6 4.3L GAS Naturally Aspirated (VIN W)	
Water Pump	DP957 ^{27,28}
2001 Savana Van	
V6 4.3L GAS Naturally Aspirated (VIN W)	
Water Pump	DP957 ^{27,28}
V8 5.0L GAS Naturally Aspirated (VIN M)	
Water Pump	DP957 ^{27,28}
V8 5.7L BI-FUEL Naturally Aspirated (VIN R)	
Water Pump	DP957 ^{27,28}
V8 5.7L GAS Naturally Aspirated (VIN R)	
Water Pump	DP957 ^{27,28}
V8 8.1L GAS Naturally Aspirated (VIN G)	
Water Pump	DP1115
2001 Sierra Pickups	
V6 4.3L GAS Naturally Aspirated (VIN W)	
Water Pump	DP957 ^{27,28}
V8 4.8L GAS Naturally Aspirated (VIN V)	
Water Pump	DP998 ^{27,28}
V8 5.3L GAS Naturally Aspirated (VIN T)	
Water Pump	DP998 ^{27,28}
V8 6.0L GAS Naturally Aspirated (VIN U)	
Water Pump	DP998 ^{27,28}
V8 6.6L DIESEL Turbocharged (VIN 1)	
Water Pump	DP807
V8 8.1L GAS Naturally Aspirated (VIN G)	
Water Pump	DP1019 ^{27,28}
2001 Sonoma	
L4 2.2L FLEX Naturally Aspirated (VIN 5)	
Water Pump	DP966

GMC	
2001 Sonoma	
V6 4.3L GAS Naturally Aspirated (VIN W)	
Water Pump	DP957 ^{27,28}
2001 Yukon	
V8 4.8L GAS Naturally Aspirated (VIN V)	
Water Pump	DP998 ^{27,28}
V8 5.3L GAS Naturally Aspirated (VIN T)	
Water Pump	DP998 ^{27,28}
V8 6.0L GAS Naturally Aspirated (VIN U)	
Water Pump	DP998 ^{27,28}
2001 Yukon XL 1500	
V8 5.3L GAS Naturally Aspirated (VIN T)	
Water Pump	DP998 ^{27,28}
V8 6.0L GAS Naturally Aspirated (VIN U)	
Water Pump	DP998 ^{27,28}
2001 Yukon XL 2500	
V8 6.0L GAS Naturally Aspirated (VIN U)	
Water Pump	DP998 ^{27,28}
V8 8.1L GAS Naturally Aspirated (VIN G)	
Water Pump	DP1019 ^{27,28}
2000 C & K Series Pickups	
V8 5.7L CNG Naturally Aspirated (VIN R)	
Water Pump	DP957 ^{27,28}
V8 5.7L GAS Naturally Aspirated (VIN R)	
Water Pump	DP957 ^{27,28}
V8 7.4L GAS Naturally Aspirated (VIN J)	
Water Pump	DP1011
2000 Jimmy	
V6 4.3L GAS Naturally Aspirated (VIN W)	
Water Pump	DP957 ^{27,28}
2000 Safari	
V6 4.3L GAS Naturally Aspirated (VIN W)	
Water Pump	DP957 ^{27,28}
2000 Savana Van	
V6 4.3L GAS Naturally Aspirated (VIN W)	
Water Pump	DP957 ^{27,28}
V8 5.0L GAS Naturally Aspirated (VIN M)	
Water Pump	DP957 ^{27,28}
V8 5.7L GAS Naturally Aspirated (VIN R)	
Water Pump	DP957 ^{27,28}
V8 7.4L GAS Naturally Aspirated (VIN J)	
Water Pump	DP1011
2000 Sierra Pickups	
V6 4.3L GAS Naturally Aspirated (VIN W)	
Water Pump	DP957 ^{27,28}
V8 4.8L GAS Naturally Aspirated (VIN V)	
Water Pump	DP998 ^{27,28}
V8 5.3L GAS Naturally Aspirated (VIN T)	
Water Pump	DP998 ^{27,28}
V8 6.0L GAS Naturally Aspirated (VIN U)	
Water Pump	DP998 ^{27,28}
2000 Sonoma	
L4 2.2L FLEX Naturally Aspirated (VIN 5)	
Water Pump	DP966
L4 2.2L GAS Naturally Aspirated (VIN 4)	
Water Pump	DP966
V6 4.3L GAS Naturally Aspirated (VIN W)	
Water Pump	DP957 ^{27,28}
2000 Yukon	
V8 4.8L GAS Naturally Aspirated (VIN V)	
Water Pump	DP998 ^{27,28}
V8 5.3L GAS Naturally Aspirated (VIN T)	
Water Pump	DP998 ^{27,28}
V8 5.7L GAS Naturally Aspirated (VIN R)	
Water Pump	DP957 ^{27,28}
2000 Yukon XL 1500	
V8 5.3L GAS Naturally Aspirated (VIN T)	
Water Pump	DP998 ^{27,28}

GMC	
2000 Yukon XL 2500	
V8 6.0L GAS Naturally Aspirated (VIN U)	
Water Pump	DP998 ^{27,28}
1999 C & K Series Pickups	
V8 5.0L GAS Naturally Aspirated (VIN M)	
Water Pump	DP957 ^{27,28}
V8 5.7L CNG Naturally Aspirated (VIN R)	
Water Pump	DP957 ^{27,28}
V8 5.7L GAS Naturally Aspirated (VIN R)	
Water Pump	DP957 ^{27,28}
V8 7.4L GAS Naturally Aspirated (VIN J)	
Water Pump	DP1011
1999 Jimmy	
V6 4.3L GAS Naturally Aspirated (VIN W)	
Water Pump	DP957 ^{27,28}
1999 Safari	
V6 4.3L GAS Naturally Aspirated (VIN W)	
Water Pump	DP957 ^{27,28}
1999 Savana Van	
V6 4.3L GAS Naturally Aspirated (VIN W)	
Water Pump	DP957 ^{27,28}
V8 5.0L GAS Naturally Aspirated (VIN M)	
Water Pump	DP957 ^{27,28}
V8 5.7L GAS Naturally Aspirated (VIN R)	
Water Pump	DP957 ^{27,28}
V8 7.4L GAS Naturally Aspirated (VIN J)	
Water Pump	DP1011
1999 Sierra Pickups	
V6 4.3L GAS Naturally Aspirated (VIN W)	
Water Pump	DP957 ^{27,28}
V8 4.8L GAS Naturally Aspirated (VIN V)	
Water Pump	DP998 ^{27,28}
V8 5.3L GAS Naturally Aspirated (VIN T)	
Water Pump	DP998 ^{27,28}
1999 Sonoma	
L4 2.2L GAS Naturally Aspirated (VIN 4)	
Water Pump	DP966
V6 4.3L GAS Naturally Aspirated (VIN W)	
Water Pump	DP957 ^{27,28}
V6 4.3L GAS Naturally Aspirated (VIN X)	
Water Pump	DP957 ^{27,28}
1999 Suburban	
V8 5.7L GAS Naturally Aspirated (VIN R)	
Water Pump	DP957 ^{27,28}
V8 7.4L GAS Naturally Aspirated (VIN J)	
Water Pump	DP1011
1999 Vans P Series	
V6 4.3L GAS Naturally Aspirated (VIN W)	
Water Pump	DP957 ^{27,28}
V8 5.7L GAS Naturally Aspirated (VIN R)	
Water Pump	DP957 ^{27,28}
V8 6.5L DIESEL Naturally Aspirated (VIN Y)	
Water Pump	DP878
1999 Yukon	
V8 5.7L GAS Naturally Aspirated (VIN R)	
Water Pump	DP957 ^{27,28}
1998 C & K Series Pickups	
V6 4.3L GAS Naturally Aspirated (VIN W)	
Water Pump	DP957 ^{27,28}
V8 5.0L GAS Naturally Aspirated (VIN M)	
Water Pump	DP957 ^{27,28}
V8 5.7L CNG Naturally Aspirated (VIN R)	
Water Pump	DP957 ^{27,28}
V8 5.7L GAS Naturally Aspirated (VIN R)	
Water Pump	DP957 ^{27,28}
V8 6.5L DIESEL Turbocharged (VIN F)	
Water Pump	DP878
V8 6.5L DIESEL Turbocharged (VIN S)	
Water Pump	DP878
V8 7.4L GAS Naturally Aspirated (VIN J)	
Water Pump	DP1011

GMC	
1998 Jimmy	
V6 4.3L GAS Naturally Aspirated (VIN W)	
Water Pump	DP957 ^{27,28}
1998 Safari	
V6 4.3L GAS Naturally Aspirated (VIN W)	
Water Pump	DP957 ^{27,28}
1998 Savana Van	
V6 4.3L GAS Naturally Aspirated (VIN W)	
Water Pump	DP957 ^{27,28}
V8 5.0L GAS Naturally Aspirated (VIN M)	
Water Pump	DP957 ^{27,28}
V8 5.7L GAS Naturally Aspirated (VIN R)	
Water Pump	DP957 ^{27,28}
V8 6.5L DIESEL Turbocharged (VIN F)	
Water Pump	DP878
V8 7.4L GAS Naturally Aspirated (VIN J)	
Water Pump	DP1011
1998 Sonoma	
L4 2.2L GAS Naturally Aspirated (VIN 4)	
Water Pump	DP966
V6 4.3L GAS Naturally Aspirated (VIN W)	
Water Pump	DP957 ^{27,28}
V6 4.3L GAS Naturally Aspirated (VIN X)	
Water Pump	DP957 ^{27,28}
1998 Suburban	
V8 5.7L GAS Naturally Aspirated (VIN R)	
Water Pump	DP957 ^{27,28}
V8 6.5L DIESEL Turbocharged (VIN F)	
Water Pump	DP878
V8 7.4L GAS Naturally Aspirated (VIN J)	
Water Pump	DP1011
1998 Vans P Series	
V6 4.3L GAS Naturally Aspirated (VIN W)	
Water Pump	DP957 ^{27,28}
V8 5.7L GAS Naturally Aspirated (VIN R)	
Water Pump	DP957 ^{27,28}
V8 6.5L DIESEL Naturally Aspirated (VIN Y)	
Water Pump	DP878
V8 6.5L DIESEL Turbocharged (VIN F)	
Water Pump	DP878
1998 Yukon	
V8 5.7L GAS Naturally Aspirated (VIN R)	
Water Pump	DP957 ^{27,28}
1997 C & K Series Pickups	
V6 4.3L GAS Naturally Aspirated (VIN W)	
Water Pump	DP957 ^{27,28}
V8 5.0L GAS Naturally Aspirated (VIN M)	
Water Pump	DP957 ^{27,28}
V8 5.7L CNG Naturally Aspirated (VIN R)	
Water Pump	DP957 ^{27,28}
V8 5.7L GAS Naturally Aspirated (VIN R)	
Water Pump	DP957 ^{27,28}
V8 6.5L DIESEL Turbocharged (VIN F)	
Water Pump	DP878
V8 6.5L DIESEL Turbocharged (VIN S)	
Water Pump	DP878
V8 7.4L GAS Naturally Aspirated (VIN J)	
Water Pump	DP1011
1997 Jimmy	
V6 4.3L GAS Naturally Aspirated (VIN W)	
Water Pump	DP957 ^{27,28}
1997 Safari	
V6 4.3L GAS Naturally Aspirated (VIN W)	
Water Pump	DP957 ^{27,28}
1997 Savana Van	
V6 4.3L GAS Naturally Aspirated (VIN W)	
Water Pump	DP957 ^{27,28}

GMC	
1997 Savana Van	
V8 5.0L GAS Naturally Aspirated (VIN M)	
Water Pump	DP957 ^{27,28}
V8 5.7L GAS Naturally Aspirated (VIN R)	
Water Pump	DP957 ^{27,28}
V8 6.5L DIESEL Turbocharged (VIN F)	
Water Pump	DP878
V8 7.4L GAS Naturally Aspirated (VIN J)	
Water Pump	DP1011
1997 Sonoma	
L4 2.2L GAS Naturally Aspirated (VIN 4)	
Water Pump	DP966
V6 4.3L GAS Naturally Aspirated (VIN W)	
Water Pump	DP957 ^{27,28}
V6 4.3L GAS Naturally Aspirated (VIN X)	
Water Pump	DP957 ^{27,28}
1997 Suburban	
V8 5.7L GAS Naturally Aspirated (VIN R)	
Water Pump	DP957 ^{27,28}
V8 6.5L DIESEL Turbocharged (VIN F)	
Water Pump	DP878
V8 7.4L GAS Naturally Aspirated (VIN J)	
Water Pump	DP1011
1997 Vans P Series	
V6 4.3L GAS Naturally Aspirated (VIN W)	
Water Pump	DP957 ^{27,28}
V8 5.7L GAS Naturally Aspirated (VIN R)	
Water Pump	DP957 ^{27,28}
V8 6.5L DIESEL Naturally Aspirated (VIN Y)	
Water Pump	DP878
V8 6.5L DIESEL Turbocharged (VIN F)	
Water Pump	DP878
1997 Yukon	
V8 5.7L GAS Naturally Aspirated (VIN R)	
Water Pump	DP957 ^{27,28}
V8 6.5L DIESEL Turbocharged (VIN S)	
Water Pump	DP878
1996 C & K Series Pickups	
V6 4.3L GAS Naturally Aspirated (VIN W)	
Water Pump	DP957 ^{27,28}
V8 5.0L GAS Naturally Aspirated (VIN M)	
Water Pump	DP957 ^{27,28}
V8 5.7L CNG Naturally Aspirated (VIN R)	
Water Pump	DP957 ^{27,28}
V8 5.7L GAS Naturally Aspirated (VIN R)	
Water Pump	DP957 ^{27,28}
V8 7.4L GAS Naturally Aspirated (VIN J)	
Water Pump	DP1011
1996 Jimmy	
V6 4.3L GAS Naturally Aspirated (VIN W)	
Water Pump	DP957 ^{27,28}
1996 Safari	
V6 4.3L GAS Naturally Aspirated (VIN W)	
Water Pump	DP957 ^{27,28}
1996 Savana Van	
V6 4.3L GAS Naturally Aspirated (VIN W)	
Water Pump	DP957 ^{27,28}
V8 5.0L GAS Naturally Aspirated (VIN M)	
Water Pump	DP957 ^{27,28}
V8 5.7L GAS Naturally Aspirated (VIN R)	
Water Pump	DP957 ^{27,28}
V8 6.5L DIESEL Turbocharged (VIN F)	
Water Pump	DP878
V8 7.4L GAS Naturally Aspirated (VIN J)	
Water Pump	DP1011
1996 Sonoma	
L4 2.2L GAS Naturally Aspirated (VIN 4)	
Water Pump	DP966

GMC		GMC		GMC	
1996 Sonoma		1995 Vans G Series		1994 Safari	
V6 4.3L GAS Naturally Aspirated (VIN W)		V6 4.3L GAS Naturally Aspirated (VIN Z)		V6 4.3L GAS Naturally Aspirated (VIN W)	
Water Pump	DP957 ^{27,28}	Heavy Duty	DP9631 ²⁹	Heavy Duty	DP9631 ²⁹
V6 4.3L GAS Naturally Aspirated (VIN X)		Standard Duty		Standard Duty	
Water Pump	DP957 ^{27,28}	V8 5.0L GAS Naturally Aspirated (VIN H)		V6 4.3L GAS Naturally Aspirated (VIN Z)	
1996 Suburban		Heavy Duty		Heavy Duty	
V8 5.7L GAS Naturally Aspirated (VIN R)		Standard Duty		Standard Duty	
Water Pump	DP957 ^{27,28}	V8 5.7L CNG Naturally Aspirated (VIN K)		1994 Sonoma	
V8 7.4L GAS Naturally Aspirated (VIN J)		Heavy Duty		L4 2.2L GAS Naturally Aspirated (VIN 4)	
Water Pump	DP1011	Standard Duty		Water Pump	
1996 Vans G Series		V8 5.7L GAS Naturally Aspirated (VIN K)		DP966	
V8 5.7L CNG Naturally Aspirated (VIN K)		Heavy Duty		V6 4.3L GAS Naturally Aspirated (VIN W)	
Water Pump	DP957 ^{27,28}	Standard Duty		Heavy Duty	
V8 5.7L GAS Naturally Aspirated (VIN K)		Standard Duty		Standard Duty	
Water Pump	DP957 ^{27,28}	V8 6.5L DIESEL Naturally Aspirated (VIN P)		V6 4.3L GAS Naturally Aspirated (VIN Z)	
V8 6.5L DIESEL Naturally Aspirated (VIN Y)		Water Pump		Heavy Duty	
Water Pump	DP842	V8 6.5L DIESEL Naturally Aspirated (VIN Y)		Standard Duty	
V8 7.4L GAS Naturally Aspirated (VIN N)		Water Pump		1994 Suburban	
Water Pump	DP1011	Standard Duty		V8 5.7L GAS Naturally Aspirated (VIN K)	
1996 Yukon		V8 7.4L GAS Naturally Aspirated (VIN N)		Heavy Duty	
V8 5.7L GAS Naturally Aspirated (VIN R)		Water Pump		Standard Duty	
Water Pump	DP957 ^{27,28}	1995 Vans P Series		V8 6.5L DIESEL Turbocharged (VIN F)	
1995 C & K Series Pickups		V6 4.3L GAS Naturally Aspirated (VIN Z)		Water Pump	
V6 4.3L GAS Naturally Aspirated (VIN Z)		Heavy Duty		DP842	
Heavy Duty	DP9631 ²⁹	Standard Duty		V8 7.4L GAS Naturally Aspirated (VIN N)	
Standard Duty	DP963	V8 5.7L GAS Naturally Aspirated (VIN K)		Water Pump	
V8 5.0L GAS Naturally Aspirated (VIN H)		Heavy Duty		DP1011	
Heavy Duty	DP9631 ²⁹	Standard Duty		1994 Vans G Series	
Standard Duty	DP963	V8 6.5L DIESEL Naturally Aspirated (VIN Y)		V6 4.3L GAS Naturally Aspirated (VIN Z)	
V8 5.7L GAS Naturally Aspirated (VIN K)		Water Pump		Heavy Duty	
Heavy Duty	DP9631 ²⁹	V8 7.4L GAS Naturally Aspirated (VIN N)		Standard Duty	
Standard Duty	DP963	Heavy Duty		DP9631 ²⁹	
V8 6.5L DIESEL Naturally Aspirated (VIN P)		Standard Duty		DP963	
Water Pump	DP842	1995 Yukon		V8 5.0L GAS Naturally Aspirated (VIN H)	
V8 6.5L DIESEL Turbocharged (VIN F)		V8 5.7L GAS Naturally Aspirated (VIN K)		Heavy Duty	
Water Pump	DP842	Heavy Duty		Standard Duty	
V8 6.5L DIESEL Turbocharged (VIN S)		Standard Duty		DP9631 ²⁹	
Water Pump	DP842	V8 6.5L DIESEL Turbocharged (VIN S)		DP963	
V8 7.4L GAS Naturally Aspirated (VIN N)		Water Pump		V8 5.7L GAS Naturally Aspirated (VIN K)	
Water Pump	DP1011	1994 C & K Series Pickups		Heavy Duty	
1995 Jimmy		V6 4.3L GAS Naturally Aspirated (VIN Z)		Standard Duty	
V6 4.3L GAS Naturally Aspirated (VIN W)		Heavy Duty		DP9631 ²⁹	
Heavy Duty	DP9631 ²⁹	Standard Duty		DP963	
Standard Duty	DP963	V8 5.0L GAS Naturally Aspirated (VIN H)		1994 Vans P Series	
1995 Safari		Heavy Duty		V6 4.3L GAS Naturally Aspirated (VIN Z)	
V6 4.3L GAS Naturally Aspirated (VIN W)		Standard Duty		Heavy Duty	
Heavy Duty	DP9631 ²⁹	V8 5.7L GAS Naturally Aspirated (VIN K)		Standard Duty	
Standard Duty	DP963	Heavy Duty		DP967	
1995 Sonoma		Standard Duty		V8 5.7L GAS Naturally Aspirated (VIN K)	
L4 2.2L GAS Naturally Aspirated (VIN 4)		V8 5.7L GAS Naturally Aspirated (VIN K)		Heavy Duty	
Water Pump	DP966	Heavy Duty		Standard Duty	
V6 4.3L GAS Naturally Aspirated (VIN W)		Standard Duty		DP967	
Heavy Duty	DP9631 ²⁹	V8 6.5L DIESEL Naturally Aspirated (VIN P)		V8 6.5L DIESEL Naturally Aspirated (VIN Y)	
Standard Duty	DP963	Water Pump		Water Pump	
V6 4.3L GAS Naturally Aspirated (VIN Z)		DP842		DP842	
Heavy Duty	DP9631 ²⁹	V8 6.5L DIESEL Turbocharged (VIN F)		V8 7.4L GAS Naturally Aspirated (VIN N)	
Standard Duty	DP963	Water Pump		Water Pump	
V6 4.3L GAS Naturally Aspirated (VIN Z)		DP842		DP1011	
Heavy Duty	DP9631 ²⁹	V8 6.5L DIESEL Turbocharged (VIN S)		1994 Vans P Series	
Standard Duty	DP963	Water Pump		V6 4.3L GAS Naturally Aspirated (VIN Z)	
1995 Suburban		DP842		Heavy Duty	
V8 5.7L GAS Naturally Aspirated (VIN K)		V8 7.4L GAS Naturally Aspirated (VIN N)		Standard Duty	
Heavy Duty	DP9631 ²⁹	Water Pump		DP967	
Standard Duty	DP963	1994 Jimmy		V8 5.7L GAS Naturally Aspirated (VIN K)	
V8 6.5L DIESEL Turbocharged (VIN F)		V6 4.3L GAS Naturally Aspirated (VIN W)		Heavy Duty	
Water Pump	DP842	Heavy Duty		Standard Duty	
V8 7.4L GAS Naturally Aspirated (VIN N)		Standard Duty		DP9631 ²⁹	
Water Pump	DP1011	V6 4.3L GAS Naturally Aspirated (VIN Z)		DP963	
1994 Yukon		Heavy Duty		1993 C & K Series Pickups	
V8 5.7L GAS Naturally Aspirated (VIN K)		Standard Duty		V6 4.3L GAS Naturally Aspirated (VIN Z)	
Heavy Duty	DP9631 ²⁹	V6 4.3L GAS Naturally Aspirated (VIN Z)		Heavy Duty	
Standard Duty	DP963	Heavy Duty		Standard Duty	
V8 6.5L DIESEL Turbocharged (VIN S)		Standard Duty		DP963	
Water Pump	DP842	V8 5.0L GAS Naturally Aspirated (VIN H)		Heavy Duty	
V8 7.4L GAS Naturally Aspirated (VIN N)		Heavy Duty		Standard Duty	
Water Pump	DP1011	Standard Duty		DP9631 ²⁹	
1994 Jimmy		1993 C & K Series Pickups		DP963	
V6 4.3L GAS Naturally Aspirated (VIN W)		V6 4.3L GAS Naturally Aspirated (VIN Z)		V8 5.0L GAS Naturally Aspirated (VIN H)	
Heavy Duty	DP9631 ²⁹	Heavy Duty		Heavy Duty	
Standard Duty	DP963	Standard Duty		Standard Duty	
V6 4.3L GAS Naturally Aspirated (VIN Z)		V8 5.7L GAS Naturally Aspirated (VIN K)		DP9631 ²⁹	
Heavy Duty	DP9631 ²⁹	Heavy Duty		DP963	
Standard Duty	DP963	Standard Duty		DP963	

GMC		GMC		GMC	
1993 C & K Series Pickups		1993 Vans G Series		1992 Suburban	
V8 5.7L CNG Naturally Aspirated (VIN K)		V8 7.4L GAS Naturally Aspirated (VIN N)		V8 5.7L GAS Naturally Aspirated (VIN K)	
Heavy Duty	DP9631 ²⁹	Water Pump	DP1011	Heavy Duty	DP9631 ²⁹
Standard Duty	DP963	1993 Vans P Series		Standard Duty	DP963
V8 5.7L GAS Naturally Aspirated (VIN K)		V6 4.3L GAS Naturally Aspirated (VIN Z)		V8 7.4L GAS Naturally Aspirated (VIN N)	
Heavy Duty	DP9631 ²⁹	Heavy Duty	DP9671 ²⁹	Water Pump	DP1011
Standard Duty	DP963	Standard Duty	DP967	1992 Typhoon	
V8 6.2L DIESEL Naturally Aspirated (VIN C)		V8 5.7L GAS Naturally Aspirated (VIN K)		V6 4.3L GAS Turbocharged (VIN Z)	
Water Pump	DP842	Heavy Duty	DP9671 ²⁹	Heavy Duty	DP9631 ²⁹
V8 6.2L DIESEL Naturally Aspirated (VIN J)		Standard Duty	DP967	Standard Duty	DP963
V8 6.5L DIESEL Turbocharged (VIN F)		V8 6.2L DIESEL Naturally Aspirated (VIN J)		1992 Vans G Series	
Water Pump	DP842	Water Pump	DP1034	V6 4.3L GAS Naturally Aspirated (VIN Z)	
V8 7.4L GAS Naturally Aspirated (VIN N)		V8 7.4L GAS Naturally Aspirated (VIN N)		Heavy Duty	DP9631 ²⁹
Water Pump	DP1011	Heavy Duty	DP1372 ²⁹	Standard Duty	DP963
Water Pump	DP1011	Standard Duty	DP1015	V8 5.0L GAS Naturally Aspirated (VIN H)	
1993 Jimmy		1993 Yukon		Heavy Duty	DP9631 ²⁹
V6 4.3L GAS Naturally Aspirated (VIN W)		V8 5.7L GAS Naturally Aspirated (VIN K)		Standard Duty	DP963
Heavy Duty	DP9631 ²⁹	Heavy Duty	DP9631 ²⁹	V8 5.7L GAS Naturally Aspirated (VIN K)	
Standard Duty	DP963	Standard Duty	DP963	Heavy Duty	DP9631 ²⁹
V6 4.3L GAS Naturally Aspirated (VIN Z)		1992 C & K Series Pickups		Standard Duty	DP963
Heavy Duty	DP9631 ²⁹	V6 4.3L GAS Naturally Aspirated (VIN Z)		V8 6.2L DIESEL Naturally Aspirated (VIN C)	
Standard Duty	DP963	Heavy Duty	DP9631 ²⁹	Water Pump	DP1034
1993 Safari		Standard Duty	DP963	V8 6.2L DIESEL Naturally Aspirated (VIN J)	
V6 4.3L GAS Naturally Aspirated (VIN W)		V8 5.0L GAS Naturally Aspirated (VIN H)		Water Pump	DP1034
Heavy Duty	DP9631 ²⁹	Heavy Duty	DP9631 ²⁹	V8 7.4L GAS Naturally Aspirated (VIN N)	
Standard Duty	DP963	Standard Duty	DP963	Water Pump	DP1011
V6 4.3L GAS Naturally Aspirated (VIN Z)		V8 5.7L CNG Naturally Aspirated (VIN K)		1992 Vans P Series	
Heavy Duty	DP9631 ²⁹	Heavy Duty	DP9631 ²⁹	V6 4.3L GAS Naturally Aspirated (VIN Z)	
Standard Duty	DP963	Standard Duty	DP963	Heavy Duty	DP9671 ²⁹
1993 Sonoma		V8 5.7L GAS Naturally Aspirated (VIN K)		Standard Duty	DP967
L4 2.5L GAS Naturally Aspirated (VIN A)		Heavy Duty	DP9631 ²⁹	V8 5.7L GAS Naturally Aspirated (VIN K)	
Water Pump	DP816	Standard Duty	DP963	Heavy Duty	DP9671 ²⁹
V6 2.8L GAS Naturally Aspirated (VIN R)		V8 6.2L DIESEL Naturally Aspirated (VIN C)		Standard Duty	DP967
Water Pump	DP1005	Water Pump	DP842	V8 6.2L DIESEL Naturally Aspirated (VIN J)	
V6 4.3L GAS Naturally Aspirated (VIN W)		V8 6.2L DIESEL Naturally Aspirated (VIN J)		Water Pump	DP1034
Heavy Duty	DP9631 ²⁹	Water Pump	DP842	V8 7.4L GAS Naturally Aspirated (VIN N)	
Standard Duty	DP963	V8 6.5L DIESEL Turbocharged (VIN F)		Heavy Duty	DP1372 ²⁹
V6 4.3L GAS Naturally Aspirated (VIN Z)		Water Pump	DP842	Standard Duty	DP1015
Heavy Duty	DP9631 ²⁹	V8 7.4L GAS Naturally Aspirated (VIN N)		1992 Yukon	
Standard Duty	DP963	Water Pump	DP1011	V8 5.7L GAS Naturally Aspirated (VIN K)	
1993 Suburban		1992 Jimmy		Heavy Duty	DP9631 ²⁹
V8 5.7L GAS Naturally Aspirated (VIN K)		V6 4.3L GAS Naturally Aspirated (VIN W)		Standard Duty	DP963
Heavy Duty	DP9631 ²⁹	Heavy Duty	DP9631 ²⁹	1991 C & K Series Pickups	
Standard Duty	DP963	Standard Duty	DP963	V6 4.3L GAS Naturally Aspirated (VIN Z)	
V8 7.4L GAS Naturally Aspirated (VIN N)		V6 4.3L GAS Naturally Aspirated (VIN Z)		Heavy Duty	DP9631 ²⁹
Water Pump	DP1011	Heavy Duty	DP9631 ²⁹	Standard Duty	DP963
1993 Typhoon		Standard Duty	DP963	V8 5.0L GAS Naturally Aspirated (VIN H)	
V6 4.3L GAS Turbocharged (VIN Z)		1992 Safari		Heavy Duty	DP9631 ²⁹
Heavy Duty	DP9631 ²⁹	V6 4.3L GAS Naturally Aspirated (VIN W)		Standard Duty	DP963
Standard Duty	DP963	Heavy Duty	DP9631 ²⁹	V8 5.7L GAS Naturally Aspirated (VIN K)	
1993 Vans G Series		Standard Duty	DP963	Heavy Duty	DP9631 ²⁹
V6 4.3L GAS Naturally Aspirated (VIN Z)		V6 4.3L GAS Naturally Aspirated (VIN Z)		Standard Duty	DP963
Heavy Duty	DP9631 ²⁹	Heavy Duty	DP9631 ²⁹	V8 6.2L DIESEL Naturally Aspirated (VIN C)	
Standard Duty	DP963	Standard Duty	DP963	Water Pump	DP842
V8 5.0L GAS Naturally Aspirated (VIN H)		1992 Sonoma		V8 6.2L DIESEL Naturally Aspirated (VIN J)	
Heavy Duty	DP9631 ²⁹	L4 2.5L GAS Naturally Aspirated (VIN A)		Water Pump	DP842
Standard Duty	DP963	Water Pump	DP816	V8 7.4L GAS Naturally Aspirated (VIN N)	
V8 5.7L GAS Naturally Aspirated (VIN K)		V6 2.8L GAS Naturally Aspirated (VIN R)		Water Pump	DP1011
Heavy Duty	DP9631 ²⁹	Water Pump	DP1005	1991 Jimmy	
Standard Duty	DP963	V6 4.3L GAS Naturally Aspirated (VIN W)		V8 5.7L GAS Naturally Aspirated (VIN K)	
V8 6.2L DIESEL Naturally Aspirated (VIN C)		Heavy Duty	DP9631 ²⁹	Heavy Duty	DP9631 ²⁹
Water Pump	DP1034	Standard Duty	DP963	Standard Duty	DP963
V8 6.2L DIESEL Naturally Aspirated (VIN J)		V6 4.3L GAS Naturally Aspirated (VIN Z)			
Water Pump	DP1034	Heavy Duty	DP9631 ²⁹		
		Standard Duty	DP963		

9 Interference Engine 11 Water Pump Driven by Timing Belt 27 It is recommended that the FAN CLUTCH for this application be replaced. 28 Failure to inspect or replace worn or defective fan clutch may void warranty 29 Heavy Duty option is for performance enhanced engines/severe duty applications

GMC		GMC		GMC	
1991 Jimmy		1991 Vans G Series		1990 Safari	
V8 6.2L DIESEL Naturally Aspirated (VIN C)		V8 6.2L DIESEL Naturally Aspirated (VIN J)		L4 2.5L GAS Naturally Aspirated (VIN E)	
Water Pump	DP1034	Water Pump	DP1034	Water Pump	DP816
1991 R & V Series Pickups		V8 7.4L GAS Naturally Aspirated (VIN N)		V6 4.3L GAS Naturally Aspirated (VIN B)	
V8 5.7L GAS Naturally Aspirated (VIN K)		Water Pump	DP1011	Heavy Duty	DP9631 ²⁹
Heavy Duty	DP9671 ²⁹	1991 Vans P Series		Standard Duty	DP963
Standard Duty	DP967	V6 4.3L GAS Naturally Aspirated (VIN Z)		V6 4.3L GAS Naturally Aspirated (VIN Z)	
V8 6.2L DIESEL Naturally Aspirated (VIN J)		Heavy Duty	DP9671 ²⁹	Heavy Duty	DP9631 ²⁹
Water Pump	DP1034	Standard Duty	DP967	Standard Duty	DP963
V8 7.4L GAS Naturally Aspirated (VIN N)		V8 5.7L GAS Naturally Aspirated (VIN K)		1990 Suburban	
Heavy Duty	DP1372 ²⁹	Heavy Duty	DP9671 ²⁹	V8 5.7L GAS Naturally Aspirated (VIN K)	
Standard Duty	DP1015	Standard Duty	DP967	Heavy Duty	DP9631 ²⁹
1991 S15 Jimmy		V8 6.2L DIESEL Naturally Aspirated (VIN J)		Standard Duty	DP963
V6 4.3L GAS Naturally Aspirated (VIN Z)		Water Pump	DP1034	V8 6.2L DIESEL Naturally Aspirated (VIN C)	
Heavy Duty	DP9631 ²⁹	V8 7.4L GAS Naturally Aspirated (VIN N)		Water Pump	DP842
Standard Duty	DP963	Heavy Duty	DP1372 ²⁹	V8 6.2L DIESEL Naturally Aspirated (VIN J)	
1991 Safari		Standard Duty	DP1015	Water Pump	DP842
V6 4.3L GAS Naturally Aspirated (VIN B)		1990 C & K Series Pickups		V8 7.4L GAS Naturally Aspirated (VIN N)	
Heavy Duty	DP9631 ²⁹	V6 4.3L GAS Naturally Aspirated (VIN Z)		Water Pump	DP1011
Standard Duty	DP963	Heavy Duty	DP9631 ²⁹	1990 Tracker	
V6 4.3L GAS Naturally Aspirated (VIN Z)		Standard Duty	DP963	L4 1.6L GAS Naturally Aspirated (VIN U)	
Heavy Duty	DP9631 ²⁹	V8 5.0L GAS Naturally Aspirated (VIN H)		Water Pump	DP382
Standard Duty	DP963	Heavy Duty	DP9631 ²⁹	1990 Vans G Series	
1991 Sonoma		Standard Duty	DP963	V6 4.3L GAS Naturally Aspirated (VIN Z)	
L4 2.5L GAS Naturally Aspirated (VIN A)		V8 5.7L GAS Naturally Aspirated (VIN K)		Heavy Duty	DP9631 ²⁹
Water Pump	DP816	Heavy Duty	DP9631 ²⁹	Standard Duty	DP963
L4 2.5L GAS Naturally Aspirated (VIN E)		Standard Duty	DP963	V8 5.0L GAS Naturally Aspirated (VIN H)	
Water Pump	DP816	V8 6.2L DIESEL Naturally Aspirated (VIN C)		Heavy Duty	DP9631 ²⁹
V6 2.8L GAS Naturally Aspirated (VIN R)		Water Pump	DP842	Standard Duty	DP963
Water Pump	DP1005	V8 6.2L DIESEL Naturally Aspirated (VIN J)		V8 5.7L GAS Naturally Aspirated (VIN K)	
V6 4.3L GAS Naturally Aspirated (VIN Z)		Water Pump	DP842	Heavy Duty	DP9631 ²⁹
Heavy Duty	DP9631 ²⁹	V8 7.4L GAS Naturally Aspirated (VIN N)		Standard Duty	DP963
Standard Duty	DP963	Water Pump	DP1011	V8 6.2L DIESEL Naturally Aspirated (VIN C)	
1991 Suburban		1990 Jimmy		Water Pump	DP1034
V8 5.7L GAS Naturally Aspirated (VIN K)		V8 5.7L GAS Naturally Aspirated (VIN K)		V8 6.2L DIESEL Naturally Aspirated (VIN J)	
Heavy Duty	DP9631 ²⁹	Heavy Duty	DP9631 ²⁹	Water Pump	DP1034
Standard Duty	DP963	Standard Duty	DP963	V8 7.4L GAS Naturally Aspirated (VIN N)	
V8 6.2L DIESEL Naturally Aspirated (VIN C)		V8 6.2L DIESEL Naturally Aspirated (VIN C)		Water Pump	DP1011
Water Pump	DP842	Water Pump	DP1034	1990 Vans P Series	
V8 6.2L DIESEL Naturally Aspirated (VIN J)		1990 R & V Series Pickups		V6 4.3L GAS Naturally Aspirated (VIN Z)	
Water Pump	DP842	V8 5.7L GAS Naturally Aspirated (VIN K)		Heavy Duty	DP9671 ²⁹
V8 7.4L GAS Naturally Aspirated (VIN N)		Heavy Duty	DP9671 ²⁹	Standard Duty	DP967
Water Pump	DP1011	Standard Duty	DP967	V8 5.7L GAS Naturally Aspirated (VIN K)	
1991 Syclone		V8 6.2L DIESEL Naturally Aspirated (VIN J)		Heavy Duty	DP9671 ²⁹
V6 4.3L GAS Turbocharged (VIN Z)		Water Pump	DP1034	Standard Duty	DP967
Heavy Duty	DP9631 ²⁹	V8 7.4L GAS Naturally Aspirated (VIN N)		V8 6.2L DIESEL Naturally Aspirated (VIN J)	
Standard Duty	DP963	Heavy Duty	DP1372 ²⁹	Water Pump	DP1034
1991 Tracker		Standard Duty	DP1015	V8 7.4L GAS Naturally Aspirated (VIN N)	
L4 1.6L GAS Naturally Aspirated (VIN U)		1990 S15		Heavy Duty	DP1372 ²⁹
Water Pump	DP382	L4 2.5L GAS Naturally Aspirated (VIN E)		Standard Duty	DP1015
1991 Vans G Series		Water Pump	DP816	1989 C & K Series Pickups	
V6 4.3L GAS Naturally Aspirated (VIN Z)		V6 2.8L GAS Naturally Aspirated (VIN R)		V6 4.3L GAS Naturally Aspirated (VIN Z)	
Heavy Duty	DP9631 ²⁹	Water Pump	DP1005	Heavy Duty	DP9631 ²⁹
Standard Duty	DP963	V6 4.3L GAS Naturally Aspirated (VIN Z)		Standard Duty	DP963
V8 5.0L GAS Naturally Aspirated (VIN H)		Heavy Duty	DP9631 ²⁹	V8 5.0L GAS Naturally Aspirated (VIN H)	
Heavy Duty	DP9631 ²⁹	Standard Duty	DP963	Heavy Duty	DP9631 ²⁹
Standard Duty	DP963	1990 S15 Jimmy		Standard Duty	DP963
V8 5.7L GAS Naturally Aspirated (VIN K)		V6 4.3L GAS Naturally Aspirated (VIN Z)		V8 5.7L GAS Naturally Aspirated (VIN K)	
Heavy Duty	DP9631 ²⁹	Heavy Duty	DP9631 ²⁹	Heavy Duty	DP9631 ²⁹
Standard Duty	DP963	Standard Duty	DP963	Standard Duty	DP963
V8 6.2L DIESEL Naturally Aspirated (VIN C)		V8 6.2L DIESEL Naturally Aspirated (VIN C)		V8 6.2L DIESEL Naturally Aspirated (VIN C)	
Water Pump	DP1034	Water Pump	DP842	Water Pump	DP842

GMC		GMC		GMC	
1989 C & K Series Pickups		1989 Vans G Series		1988 S15	
V8 6.2L DIESEL Naturally Aspirated (VIN J)		V8 5.7L GAS Naturally Aspirated (VIN K)		L4 2.5L GAS Naturally Aspirated (VIN E)	
Water Pump	DP842	Heavy Duty	DP9631 ²⁹	Water Pump	DP816
V8 7.4L GAS Naturally Aspirated (VIN N)		Standard Duty	DP963	V6 2.8L GAS Naturally Aspirated (VIN R)	
Water Pump	DP1011	V8 6.2L DIESEL Naturally Aspirated (VIN C)		Water Pump	DP1005
1989 Jimmy		Water Pump	DP1034	V6 4.3L GAS Naturally Aspirated (VIN Z)	
V8 5.7L GAS Naturally Aspirated (VIN K)		V8 6.2L DIESEL Naturally Aspirated (VIN J)		Heavy Duty	DP9631 ²⁹
Heavy Duty	DP9631 ²⁹	Standard Duty	DP1034	Standard Duty	DP963
Standard Duty	DP963	V8 7.4L GAS Naturally Aspirated (VIN N)		1988 S15 Jimmy	
V8 6.2L DIESEL Naturally Aspirated (VIN C)		Water Pump	DP1011	L4 2.5L GAS Naturally Aspirated (VIN E)	
Water Pump	DP1034	1989 Vans P Series		Water Pump	DP816
1989 R & V Series Pickups		L6 4.8L GAS Naturally Aspirated (VIN T)		V6 2.8L GAS Naturally Aspirated (VIN R)	
V8 5.7L GAS Naturally Aspirated (VIN K)		Water Pump	DP1086	Water Pump	DP1005
Heavy Duty	DP9671 ²⁹	V8 5.7L GAS Naturally Aspirated (VIN K)		V6 4.3L GAS Naturally Aspirated (VIN Z)	
Standard Duty	DP967	Heavy Duty	DP9671 ²⁹	Heavy Duty	DP9631 ²⁹
V8 6.2L DIESEL Naturally Aspirated (VIN J)		Standard Duty	DP967	Standard Duty	DP963
Water Pump	DP1034	V8 6.2L DIESEL Naturally Aspirated (VIN J)		1988 Safari	
V8 7.4L GAS Naturally Aspirated (VIN N)		Water Pump	DP1034	L4 2.5L GAS Naturally Aspirated (VIN E)	
Heavy Duty	DP1372 ²⁹	V8 7.4L GAS Naturally Aspirated (VIN W)		Water Pump	DP816
Standard Duty	DP1015	Heavy Duty	DP1372 ²⁹	V6 4.3L GAS Naturally Aspirated (VIN Z)	
V8 7.4L GAS Naturally Aspirated (VIN W)		Standard Duty	DP1015	Heavy Duty	DP9631 ²⁹
Heavy Duty	DP1372 ²⁹	1988 C & K Series Pickups		Standard Duty	DP963
Standard Duty	DP1015	V6 4.3L GAS Naturally Aspirated (VIN Z)		V8 6.2L DIESEL Naturally Aspirated (VIN C)	
1989 S15		Heavy Duty	DP9631 ²⁹	Water Pump	DP842
L4 2.5L GAS Naturally Aspirated (VIN E)		Standard Duty	DP963	V8 6.2L DIESEL Naturally Aspirated (VIN J)	
Water Pump	DP816	V8 5.0L GAS Naturally Aspirated (VIN H)		Water Pump	DP842
V6 2.8L GAS Naturally Aspirated (VIN R)		Heavy Duty	DP9631 ²⁹	V6 4.3L GAS Naturally Aspirated (VIN Z)	
Water Pump	DP1005	Standard Duty	DP963	Heavy Duty	DP9631 ²⁹
V6 4.3L GAS Naturally Aspirated (VIN Z)		V8 5.7L GAS Naturally Aspirated (VIN K)		Standard Duty	DP963
Heavy Duty	DP9631 ²⁹	Heavy Duty	DP9631 ²⁹	V8 6.2L DIESEL Naturally Aspirated (VIN C)	
Standard Duty	DP963	Standard Duty	DP963	Water Pump	DP1034
1989 S15 Jimmy		V8 6.2L DIESEL Naturally Aspirated (VIN C)		V8 6.2L DIESEL Naturally Aspirated (VIN J)	
V6 2.8L GAS Naturally Aspirated (VIN R)		Water Pump	DP842	Water Pump	DP842
Water Pump	DP1005	V8 6.2L DIESEL Naturally Aspirated (VIN J)		1988 Vans G Series	
V6 4.3L GAS Naturally Aspirated (VIN Z)		Water Pump	DP842	V6 4.3L GAS Naturally Aspirated (VIN Z)	
Heavy Duty	DP9631 ²⁹	V8 7.4L GAS Naturally Aspirated (VIN N)		Heavy Duty	DP9631 ²⁹
Standard Duty	DP963	Water Pump	DP1011	Standard Duty	DP963
1989 Safari		1988 Jimmy		V8 5.0L GAS Naturally Aspirated (VIN H)	
L4 2.5L GAS Naturally Aspirated (VIN E)		V8 5.7L GAS Naturally Aspirated (VIN K)		Heavy Duty	DP9631 ²⁹
Water Pump	DP816	Heavy Duty	DP9671 ²⁹	Standard Duty	DP963
V6 4.3L GAS Naturally Aspirated (VIN Z)		Standard Duty	DP967	V8 6.2L DIESEL Naturally Aspirated (VIN C)	
Heavy Duty	DP9631 ²⁹	V8 6.2L DIESEL Naturally Aspirated (VIN C)		Water Pump	DP1034
Standard Duty	DP963	Water Pump	DP1034	V8 6.2L DIESEL Naturally Aspirated (VIN J)	
1989 Suburban		1988 R & V Series Pickups		Water Pump	DP1034
V8 5.7L GAS Naturally Aspirated (VIN K)		L6 4.8L GAS Naturally Aspirated (VIN T)		V6 4.3L GAS Naturally Aspirated (VIN Z)	
Heavy Duty	DP9631 ²⁹	Water Pump	DP1086	Heavy Duty	DP9631 ²⁹
Standard Duty	DP963	V8 5.7L GAS Naturally Aspirated (VIN K)		Standard Duty	DP967
V8 6.2L DIESEL Naturally Aspirated (VIN C)		Heavy Duty	DP9671 ²⁹	V8 5.7L GAS Naturally Aspirated (VIN M)	
Water Pump	DP842	Standard Duty	DP967	Heavy Duty	DP9671 ²⁹
V8 6.2L DIESEL Naturally Aspirated (VIN J)		V8 5.7L GAS Naturally Aspirated (VIN M)		Standard Duty	DP967
Water Pump	DP842	Heavy Duty	DP9671 ²⁹	V8 6.2L DIESEL Naturally Aspirated (VIN J)	
V8 7.4L GAS Naturally Aspirated (VIN N)		Standard Duty	DP967	Water Pump	DP1034
Water Pump	DP1011	V8 6.2L DIESEL Naturally Aspirated (VIN J)		V8 7.4L GAS Naturally Aspirated (VIN W)	
1989 Tracker		Water Pump	DP1034	Heavy Duty	DP1372 ²⁹
L4 1.6L GAS Naturally Aspirated (VIN U)		V8 7.4L GAS Naturally Aspirated (VIN N)		Standard Duty	DP1015
Water Pump	DP382	Heavy Duty	DP1372 ²⁹	1987 Caballero	
1989 Vans G Series		Standard Duty	DP1015	V6 4.3L GAS Naturally Aspirated (VIN Z)	
V6 4.3L GAS Naturally Aspirated (VIN Z)		V8 7.4L GAS Naturally Aspirated (VIN W)		Heavy Duty	DP9671 ²⁹
Heavy Duty	DP9631 ²⁹	Heavy Duty	DP1372 ²⁹	Standard Duty	DP967
Standard Duty	DP963	Standard Duty	DP1015	V8 5.0L GAS Naturally Aspirated (VIN H)	
V8 5.0L GAS Naturally Aspirated (VIN H)		V8 7.4L GAS Naturally Aspirated (VIN W)		Heavy Duty	DP9671 ²⁹
Heavy Duty	DP9631 ²⁹	V8 7.4L GAS Naturally Aspirated (VIN W)		Standard Duty	DP967
Standard Duty	DP963	Heavy Duty	DP1372 ²⁹	V8 5.0L GAS Naturally Aspirated (VIN H)	
V8 5.0L GAS Naturally Aspirated (VIN H)		Standard Duty	DP1015	Heavy Duty	DP9671 ²⁹

GMC		GMC		GMC	
1987 Caballero		1987 Suburban		1986 Caballero	
V8 5.0L GAS Naturally Aspirated (VIN H)		V8 6.2L DIESEL Naturally Aspirated (VIN J)		V8 5.0L GAS Naturally Aspirated (VIN H)	
Standard Duty	DP967	Water Pump	DP1034	Standard Duty	DP967
1987 Jimmy		1987 Vans G Series		1986 Jimmy	
V8 5.0L GAS Naturally Aspirated (VIN H)		V8 7.4L GAS Naturally Aspirated (VIN N)		V8 5.0L GAS Naturally Aspirated (VIN H)	
Heavy Duty	DP9671 ²⁹	Heavy Duty	DP1372 ²⁹	Heavy Duty	DP9671 ²⁹
Standard Duty	DP967	Standard Duty	DP1015	Standard Duty	DP967
V8 5.7L GAS Naturally Aspirated (VIN K)		V6 4.3L GAS Naturally Aspirated (VIN Z)		V8 5.7L GAS Naturally Aspirated (VIN L)	
Heavy Duty	DP9671 ²⁹	Heavy Duty	DP9631 ²⁹	Heavy Duty	DP9671 ²⁹
Standard Duty	DP967	Standard Duty	DP963	Standard Duty	DP967
V8 6.2L DIESEL Naturally Aspirated (VIN C)		V8 5.0L GAS Naturally Aspirated (VIN H)		V8 6.2L DIESEL Naturally Aspirated (VIN C)	
Water Pump	DP1034	Heavy Duty	DP9631 ²⁹	Water Pump	DP1034
1987 R & V Series Pickups		1987 Vans P Series		1986 S15	
L6 4.8L GAS Naturally Aspirated (VIN T)		L6 4.8L GAS Naturally Aspirated (VIN T)		V6 2.8L GAS Naturally Aspirated (VIN R)	
Water Pump	DP1086	Water Pump	DP1086	Water Pump	DP837
V6 4.3L GAS Naturally Aspirated (VIN Z)		V8 6.2L DIESEL Naturally Aspirated (VIN J)		1986 S15 Jimmy	
Heavy Duty	DP9671 ²⁹	Water Pump	DP1034	V6 2.8L GAS Naturally Aspirated (VIN R)	
Standard Duty	DP967	V8 6.2L DIESEL Naturally Aspirated (VIN J)		Water Pump	DP837
V8 5.0L GAS Naturally Aspirated (VIN H)		V8 5.7L GAS Naturally Aspirated (VIN M)		1986 Safari	
Heavy Duty	DP9671 ²⁹	Standard Duty	DP967	V6 4.3L GAS Naturally Aspirated (VIN Z)	
Standard Duty	DP967	Heavy Duty	DP9671 ²⁹	Heavy Duty	DP9671 ²⁹
V8 5.7L GAS Naturally Aspirated (VIN K)		V8 5.7L GAS Naturally Aspirated (VIN M)		Standard Duty	DP967
Heavy Duty	DP9671 ²⁹	Standard Duty	DP967	1986 Suburban	
Standard Duty	DP967	Heavy Duty	DP9671 ²⁹	V8 5.0L GAS Naturally Aspirated (VIN F)	
V8 5.7L GAS Naturally Aspirated (VIN M)		V8 6.2L DIESEL Naturally Aspirated (VIN J)		Heavy Duty	DP9671 ²⁹
Heavy Duty	DP9671 ²⁹	Water Pump	DP1034	Standard Duty	DP967
Standard Duty	DP967	V8 7.4L GAS Naturally Aspirated (VIN W)		V8 5.0L GAS Naturally Aspirated (VIN H)	
V8 6.2L DIESEL Naturally Aspirated (VIN C)		Heavy Duty	DP1372 ²⁹	Heavy Duty	DP9671 ²⁹
Water Pump	DP1034	Standard Duty	DP1015	Standard Duty	DP967
V8 6.2L DIESEL Naturally Aspirated (VIN J)		1986 C & K Series Pickups		V8 5.7L GAS Naturally Aspirated (VIN L)	
Water Pump	DP1034	L6 4.8L GAS Naturally Aspirated (VIN T)		Heavy Duty	DP9671 ²⁹
V8 7.4L GAS Naturally Aspirated (VIN N)		Water Pump	DP1086	Standard Duty	DP967
Heavy Duty	DP1372 ²⁹	V6 4.3L GAS Naturally Aspirated (VIN N)		V8 6.2L DIESEL Naturally Aspirated (VIN C)	
Standard Duty	DP1015	Heavy Duty	DP9671 ²⁹	Water Pump	DP1034
V8 7.4L GAS Naturally Aspirated (VIN W)		Standard Duty	DP967	V8 6.2L DIESEL Naturally Aspirated (VIN J)	
Heavy Duty	DP1372 ²⁹	V8 5.0L GAS Naturally Aspirated (VIN F)		Water Pump	DP1034
Standard Duty	DP1015	Heavy Duty	DP9671 ²⁹	V8 7.4L GAS Naturally Aspirated (VIN W)	
1987 S15		Standard Duty	DP967	Heavy Duty	DP1372 ²⁹
L4 2.5L GAS Naturally Aspirated (VIN E)		V8 5.0L GAS Naturally Aspirated (VIN H)		Standard Duty	DP1015
Water Pump	DP816	Heavy Duty	DP9671 ²⁹	1986 Vans G Series	
V6 2.8L GAS Naturally Aspirated (VIN R)		Standard Duty	DP967	V6 4.3L GAS Naturally Aspirated (VIN N)	
Water Pump	DP1005	V8 5.7L GAS Naturally Aspirated (VIN L)		Heavy Duty	DP9671 ²⁹
1987 S15 Jimmy		Standard Duty	DP967	Standard Duty	DP967
L4 2.5L GAS Naturally Aspirated (VIN E)		V8 5.7L GAS Naturally Aspirated (VIN M)		V8 5.0L GAS Naturally Aspirated (VIN F)	
Water Pump	DP816	Heavy Duty	DP9671 ²⁹	Heavy Duty	DP9671 ²⁹
V6 2.8L GAS Naturally Aspirated (VIN R)		Standard Duty	DP967	Standard Duty	DP967
Water Pump	DP1005	Heavy Duty	DP9671 ²⁹	V8 5.0L GAS Naturally Aspirated (VIN H)	
1987 Safari		V8 6.2L DIESEL Naturally Aspirated (VIN C)		Heavy Duty	DP9671 ²⁹
L4 2.5L GAS Naturally Aspirated (VIN E)		Water Pump	DP1034	Standard Duty	DP967
Water Pump	DP816	V8 6.2L DIESEL Naturally Aspirated (VIN J)		V8 5.7L GAS Naturally Aspirated (VIN L)	
V6 4.3L GAS Naturally Aspirated (VIN Z)		Water Pump	DP1034	Heavy Duty	DP9671 ²⁹
Heavy Duty	DP9631 ²⁹	V8 7.4L GAS Naturally Aspirated (VIN W)		Standard Duty	DP967
Standard Duty	DP963	Heavy Duty	DP1372 ²⁹	V8 5.7L GAS Naturally Aspirated (VIN M)	
1987 Suburban		Standard Duty	DP1015	Heavy Duty	DP9671 ²⁹
V8 5.0L GAS Naturally Aspirated (VIN H)		1986 Caballero		Standard Duty	DP967
Heavy Duty	DP9671 ²⁹	V6 4.3L GAS Naturally Aspirated (VIN Z)		V8 6.2L DIESEL Naturally Aspirated (VIN C)	
Standard Duty	DP967	Heavy Duty	DP9671 ²⁹	Water Pump	DP1034
V8 5.7L GAS Naturally Aspirated (VIN K)		Standard Duty	DP967	V8 6.2L DIESEL Naturally Aspirated (VIN J)	
Heavy Duty	DP9671 ²⁹	V8 5.0L GAS Naturally Aspirated (VIN H)		Water Pump	DP1034
Standard Duty	DP967	Heavy Duty	DP9671 ²⁹		

GMC		GMC		GMC	
1986 Vans P Series		1985 Suburban		1984 C & K Series Pickups	
L6 4.8L GAS Naturally Aspirated (VIN T)		V8 5.0L GAS Naturally Aspirated (VIN F)		V8 5.7L GAS Naturally Aspirated (VIN L)	
Water Pump	DP1086	Heavy Duty	DP9671 ²⁹	Heavy Duty	DP9671 ²⁹
V8 5.7L GAS Naturally Aspirated (VIN M)		Standard Duty	DP967	Standard Duty	DP967
Heavy Duty	DP9671 ²⁹	V8 5.0L GAS Naturally Aspirated (VIN H)		V8 5.7L GAS Naturally Aspirated (VIN M)	
Standard Duty	DP967	Heavy Duty	DP9671 ²⁹	Heavy Duty	DP9671 ²⁹
V8 6.2L DIESEL Naturally Aspirated (VIN J)		Standard Duty	DP967	Standard Duty	DP967
Water Pump	DP1034	V8 5.7L GAS Naturally Aspirated (VIN L)		V8 6.2L DIESEL Naturally Aspirated (VIN C)	
V8 7.4L GAS Naturally Aspirated (VIN W)		Heavy Duty	DP9671 ²⁹	Water Pump	DP1034
Heavy Duty	DP1372 ²⁹	Standard Duty	DP967	V8 6.2L DIESEL Naturally Aspirated (VIN J)	
Standard Duty	DP1015	V8 5.7L GAS Naturally Aspirated (VIN M)		Water Pump	DP1034
1985 C & K Series Pickups		Heavy Duty	DP9671 ²⁹	V8 7.4L GAS Naturally Aspirated (VIN W)	
L6 4.8L GAS Naturally Aspirated (VIN T)		Standard Duty	DP967	Heavy Duty	DP1372 ²⁹
Water Pump	DP1086	V8 6.2L DIESEL Naturally Aspirated (VIN C)		Standard Duty	DP1015
V6 4.3L GAS Naturally Aspirated (VIN N)		Water Pump	DP1034	1984 Caballero	
Heavy Duty	DP9671 ²⁹	V8 6.2L DIESEL Naturally Aspirated (VIN J)		V8 5.0L GAS Naturally Aspirated (VIN H)	
Standard Duty	DP967	Water Pump	DP1034	Heavy Duty	DP9671 ²⁹
V8 5.0L GAS Naturally Aspirated (VIN F)		V8 7.4L GAS Naturally Aspirated (VIN W)		Standard Duty	DP967
Heavy Duty	DP9671 ²⁹	Heavy Duty	DP1372 ²⁹	1984 Jimmy	
Standard Duty	DP967	Standard Duty	DP1015	V8 5.0L GAS Naturally Aspirated (VIN H)	
V8 5.7L GAS Naturally Aspirated (VIN L)		1985 Vans G Series		Heavy Duty	DP9671 ²⁹
Heavy Duty	DP9671 ²⁹	V6 4.3L GAS Naturally Aspirated (VIN N)		Standard Duty	DP967
Standard Duty	DP967	Heavy Duty	DP9671 ²⁹	V8 5.7L GAS Naturally Aspirated (VIN L)	
V8 5.7L GAS Naturally Aspirated (VIN M)		Standard Duty	DP967	Heavy Duty	DP9671 ²⁹
Heavy Duty	DP9671 ²⁹	V8 5.0L GAS Naturally Aspirated (VIN F)		Standard Duty	DP967
Standard Duty	DP967	Heavy Duty	DP9671 ²⁹	V8 6.2L DIESEL Naturally Aspirated (VIN C)	
V8 5.7L GAS Naturally Aspirated (VIN M)		Standard Duty	DP967	Water Pump	DP1034
Heavy Duty	DP9671 ²⁹	V8 5.0L GAS Naturally Aspirated (VIN H)		1984 S15	
Standard Duty	DP967	Heavy Duty	DP9671 ²⁹	V6 2.8L GAS Naturally Aspirated (VIN B)	
V8 6.2L DIESEL Naturally Aspirated (VIN C)		Standard Duty	DP967	Water Pump	DP837
Water Pump	DP1034	V8 5.7L GAS Naturally Aspirated (VIN L)		1984 S15 Jimmy	
V8 6.2L DIESEL Naturally Aspirated (VIN J)		Heavy Duty	DP9671 ²⁹	V6 2.8L GAS Naturally Aspirated (VIN B)	
Water Pump	DP1034	Standard Duty	DP967	Water Pump	DP837
V8 7.4L GAS Naturally Aspirated (VIN W)		V8 5.7L GAS Naturally Aspirated (VIN M)		1984 Suburban	
Heavy Duty	DP1372 ²⁹	Heavy Duty	DP9671 ²⁹	L6 4.8L GAS Naturally Aspirated (VIN T)	
Standard Duty	DP1015	Standard Duty	DP967	Water Pump	DP1086
1985 Caballero		V8 6.2L DIESEL Naturally Aspirated (VIN C)		V8 5.0L GAS Naturally Aspirated (VIN F)	
V6 4.3L GAS Naturally Aspirated (VIN Z)		Water Pump	DP1034	Heavy Duty	DP9671 ²⁹
Heavy Duty	DP9671 ²⁹	V8 6.2L DIESEL Naturally Aspirated (VIN J)		Standard Duty	DP967
Standard Duty	DP967	Water Pump	DP1034	V8 5.0L GAS Naturally Aspirated (VIN H)	
V8 5.0L GAS Naturally Aspirated (VIN H)		1985 Vans P Series		Heavy Duty	DP9671 ²⁹
Heavy Duty	DP9671 ²⁹	L6 4.8L GAS Naturally Aspirated (VIN T)		Standard Duty	DP967
Standard Duty	DP967	Water Pump	DP1086	V8 5.7L GAS Naturally Aspirated (VIN L)	
1985 Jimmy		V8 5.7L GAS Naturally Aspirated (VIN M)		Heavy Duty	DP9671 ²⁹
V8 5.0L GAS Naturally Aspirated (VIN H)		Heavy Duty	DP9671 ²⁹	Standard Duty	DP967
Heavy Duty	DP9671 ²⁹	Standard Duty	DP967	V8 5.7L GAS Naturally Aspirated (VIN M)	
Standard Duty	DP967	V8 6.2L DIESEL Naturally Aspirated (VIN J)		Heavy Duty	DP9671 ²⁹
V8 5.7L GAS Naturally Aspirated (VIN L)		Water Pump	DP1034	Standard Duty	DP967
Heavy Duty	DP9671 ²⁹	V8 7.4L GAS Naturally Aspirated (VIN W)		V8 6.2L DIESEL Naturally Aspirated (VIN C)	
Standard Duty	DP967	Heavy Duty	DP1372 ²⁹	Water Pump	DP1034
V8 6.2L DIESEL Naturally Aspirated (VIN C)		Standard Duty	DP1015	V8 6.2L DIESEL Naturally Aspirated (VIN J)	
Water Pump	DP1034	1984 C & K Series Pickups		Water Pump	DP1034
1985 S15		L6 4.1L GAS Naturally Aspirated (VIN D)		V8 7.4L GAS Naturally Aspirated (VIN W)	
V6 2.8L GAS Naturally Aspirated (VIN B)		Water Pump	DP862	Heavy Duty	DP1372 ²⁹
Water Pump	DP837	L6 4.8L GAS Naturally Aspirated (VIN T)		Standard Duty	DP1015
1985 S15 Jimmy		Water Pump	DP1086	1984 Vans G Series	
V6 2.8L GAS Naturally Aspirated (VIN B)		V8 5.0L GAS Naturally Aspirated (VIN F)		L6 4.1L GAS Naturally Aspirated (VIN D)	
Water Pump	DP837	Heavy Duty	DP9671 ²⁹	Water Pump	DP862
1985 Safari		Standard Duty	DP967	V8 5.0L GAS Naturally Aspirated (VIN F)	
V6 4.3L GAS Naturally Aspirated (VIN N)		V8 5.0L GAS Naturally Aspirated (VIN H)		Heavy Duty	DP9671 ²⁹
Heavy Duty	DP9671 ²⁹	Heavy Duty	DP9671 ²⁹	Standard Duty	DP967
Standard Duty	DP967	Standard Duty	DP967	V8 5.0L GAS Naturally Aspirated (VIN H)	
				Heavy Duty	DP9671 ²⁹

GMC	
1984 Vans G Series	
V8 5.0L GAS Naturally Aspirated (VIN H)	
Standard Duty	DP967
V8 5.7L GAS Naturally Aspirated (VIN E)	
Heavy Duty	DP9671 ²⁹
Standard Duty	DP967
V8 5.7L GAS Naturally Aspirated (VIN L)	
Heavy Duty	DP9671 ²⁹
Standard Duty	DP967
V8 5.7L GAS Naturally Aspirated (VIN M)	
Heavy Duty	DP9671 ²⁹
Standard Duty	DP967
V8 6.2L DIESEL Naturally Aspirated (VIN C)	
Water Pump	DP1034
V8 6.2L DIESEL Naturally Aspirated (VIN J)	
Water Pump	DP1034
1984 Vans P Series	
L6 4.8L GAS Naturally Aspirated (VIN T)	
Water Pump	DP1086
V8 5.7L GAS Naturally Aspirated (VIN M)	
Heavy Duty	DP9671 ²⁹
Standard Duty	DP967
V8 6.2L DIESEL Naturally Aspirated (VIN J)	
Water Pump	DP1034
V8 7.4L GAS Naturally Aspirated (VIN W)	
Heavy Duty	DP1372 ²⁹
Standard Duty	DP1015
1983 C & K Series Pickups	
L6 4.1L GAS Naturally Aspirated (VIN D)	
Water Pump	DP862
L6 4.8L GAS Naturally Aspirated (VIN T)	
Water Pump	DP1086
V8 5.0L GAS Naturally Aspirated (VIN F)	
Heavy Duty	DP9671 ²⁹
Standard Duty	DP967
V8 5.0L GAS Naturally Aspirated (VIN H)	
Heavy Duty	DP9671 ²⁹
Standard Duty	DP967
V8 5.7L GAS Naturally Aspirated (VIN L)	
Heavy Duty	DP9671 ²⁹
Standard Duty	DP967
V8 5.7L GAS Naturally Aspirated (VIN M)	
Heavy Duty	DP9671 ²⁹
Standard Duty	DP967
V8 6.2L DIESEL Naturally Aspirated (VIN C)	
Water Pump	DP1034
V8 6.2L DIESEL Naturally Aspirated (VIN J)	
Water Pump	DP1034
V8 7.4L GAS Naturally Aspirated (VIN W)	
Heavy Duty	DP1372 ²⁹
Standard Duty	DP1015
1983 Caballero	
V8 5.0L GAS Naturally Aspirated (VIN H)	
Heavy Duty	DP9671 ²⁹
Standard Duty	DP967
1983 Jimmy	
V8 5.0L GAS Naturally Aspirated (VIN H)	
Heavy Duty	DP9671 ²⁹
Standard Duty	DP967
V8 5.7L GAS Naturally Aspirated (VIN L)	
Heavy Duty	DP9671 ²⁹
Standard Duty	DP967

GMC	
1983 Jimmy	
V8 6.2L DIESEL Naturally Aspirated (VIN C)	
Water Pump	DP1034
1983 S15	
V6 2.8L GAS Naturally Aspirated (VIN B)	
Water Pump	DP837
1983 S15 Jimmy	
V6 2.8L GAS Naturally Aspirated (VIN B)	
Water Pump	DP837
1983 Suburban	
V8 5.0L GAS Naturally Aspirated (VIN F)	
Heavy Duty	DP9671 ²⁹
Standard Duty	DP967
V8 5.0L GAS Naturally Aspirated (VIN H)	
Heavy Duty	DP9671 ²⁹
Standard Duty	DP967
V8 5.7L GAS Naturally Aspirated (VIN L)	
Heavy Duty	DP9671 ²⁹
Standard Duty	DP967
V8 5.7L GAS Naturally Aspirated (VIN M)	
Heavy Duty	DP9671 ²⁹
Standard Duty	DP967
V8 6.2L DIESEL Naturally Aspirated (VIN C)	
Water Pump	DP1034
V8 6.2L DIESEL Naturally Aspirated (VIN J)	
Water Pump	DP1034
V8 7.4L GAS Naturally Aspirated (VIN W)	
Heavy Duty	DP1372 ²⁹
Standard Duty	DP1015
1983 Vans G Series	
L6 4.1L GAS Naturally Aspirated (VIN D)	
Water Pump	DP862
V8 5.0L GAS Naturally Aspirated (VIN F)	
Heavy Duty	DP9671 ²⁹
Standard Duty	DP967
V8 5.0L GAS Naturally Aspirated (VIN H)	
Heavy Duty	DP9671 ²⁹
Standard Duty	DP967
V8 5.7L GAS Naturally Aspirated (VIN L)	
Heavy Duty	DP9671 ²⁹
Standard Duty	DP967
V8 5.7L GAS Naturally Aspirated (VIN M)	
Heavy Duty	DP9671 ²⁹
Standard Duty	DP967
V8 6.2L DIESEL Naturally Aspirated (VIN C)	
Water Pump	DP1034
V8 6.2L DIESEL Naturally Aspirated (VIN J)	
Water Pump	DP1034
1983 Vans P Series	
L6 4.8L GAS Naturally Aspirated (VIN T)	
Water Pump	DP1086
V8 5.7L GAS Naturally Aspirated (VIN M)	
Heavy Duty	DP9671 ²⁹
Standard Duty	DP967
V8 6.2L DIESEL Naturally Aspirated (VIN J)	
Water Pump	DP1034
V8 7.4L GAS Naturally Aspirated (VIN W)	
Heavy Duty	DP1372 ²⁹
Standard Duty	DP1015
1982 C & K Series Pickups	
L6 4.1L GAS Naturally Aspirated (VIN D)	
Water Pump	DP862

GMC	
1982 C & K Series Pickups	
L6 4.8L GAS Naturally Aspirated (VIN T)	
Water Pump	DP1086
V8 5.0L GAS Naturally Aspirated (VIN F)	
Heavy Duty	DP9671 ²⁹
Standard Duty	DP967
V8 5.0L GAS Naturally Aspirated (VIN H)	
Heavy Duty	DP9671 ²⁹
Standard Duty	DP967
V8 5.7L GAS Naturally Aspirated (VIN L)	
Heavy Duty	DP9671 ²⁹
Standard Duty	DP967
V8 5.7L GAS Naturally Aspirated (VIN M)	
Heavy Duty	DP9671 ²⁹
Standard Duty	DP967
V8 6.2L DIESEL Naturally Aspirated (VIN C)	
Water Pump	DP1034
V8 6.2L DIESEL Naturally Aspirated (VIN J)	
Water Pump	DP1034
V8 7.4L GAS Naturally Aspirated (VIN W)	
Heavy Duty	DP1372 ²⁹
Standard Duty	DP1015
1982 Caballero	
V8 4.4L GAS Naturally Aspirated (VIN J)	
Heavy Duty	DP9671 ²⁹
Standard Duty	DP967
V8 5.0L GAS Naturally Aspirated (VIN H)	
Heavy Duty	DP9671 ²⁹
Standard Duty	DP967
1982 Jimmy	
L6 4.1L GAS Naturally Aspirated (VIN D)	
Water Pump	DP862
V8 5.0L GAS Naturally Aspirated (VIN F)	
Heavy Duty	DP9671 ²⁹
Standard Duty	DP967
V8 5.0L GAS Naturally Aspirated (VIN H)	
Heavy Duty	DP9671 ²⁹
Standard Duty	DP967
V8 5.7L GAS Naturally Aspirated (VIN L)	
Heavy Duty	DP9671 ²⁹
Standard Duty	DP967
V8 6.2L DIESEL Naturally Aspirated (VIN C)	
Water Pump	DP1034
1982 S15	
V6 2.8L GAS Naturally Aspirated (VIN B)	
Water Pump	DP837
1982 Suburban	
L6 4.8L GAS Naturally Aspirated (VIN T)	
Water Pump	DP1086
V8 5.0L GAS Naturally Aspirated (VIN F)	
Heavy Duty	DP9671 ²⁹
Standard Duty	DP967
V8 5.0L GAS Naturally Aspirated (VIN H)	
Heavy Duty	DP9671 ²⁹
Standard Duty	DP967
V8 5.7L GAS Naturally Aspirated (VIN L)	
Heavy Duty	DP9671 ²⁹
Standard Duty	DP967
V8 5.7L GAS Naturally Aspirated (VIN M)	
Heavy Duty	DP9671 ²⁹
Standard Duty	DP967
V8 6.2L DIESEL Naturally Aspirated (VIN C)	
Water Pump	DP1034

GMC 1982 Suburban		GMC 1981 Jimmy		GMC 1980 C & K Series Pickups	
V8 6.2L DIESEL Naturally Aspirated (VIN J)		V8 5.0L GAS Naturally Aspirated (VIN F)		V8 5.0L GAS Naturally Aspirated (VIN G)	
Water Pump	DP1034	Heavy Duty	DP9671 ²⁹	Heavy Duty	DP9671 ²⁹
V8 7.4L GAS Naturally Aspirated (VIN W)		Standard Duty	DP967	Standard Duty	DP967
Heavy Duty	DP1372 ²⁹	V8 5.0L GAS Naturally Aspirated (VIN G)		V8 5.7L GAS Naturally Aspirated (VIN L)	
Standard Duty	DP1015	Heavy Duty	DP9671 ²⁹	Heavy Duty	DP9671 ²⁹
1982 Vans G Series		Standard Duty	DP967	Standard Duty	DP967
L6 4.1L GAS Naturally Aspirated (VIN D)		V8 5.0L GAS Naturally Aspirated (VIN H)		V8 5.7L GAS Naturally Aspirated (VIN M)	
Water Pump	DP862	Heavy Duty	DP9671 ²⁹	Heavy Duty	DP9671 ²⁹
V8 5.0L GAS Naturally Aspirated (VIN F)		Standard Duty	DP967	Standard Duty	DP967
Heavy Duty	DP9671 ²⁹	V8 5.7L GAS Naturally Aspirated (VIN L)		V8 5.7L GAS Naturally Aspirated (VIN P)	
Standard Duty	DP967	Heavy Duty	DP9671 ²⁹	Heavy Duty	DP9671 ²⁹
V8 5.0L GAS Naturally Aspirated (VIN H)		Standard Duty	DP967	Standard Duty	DP967
Heavy Duty	DP9671 ²⁹	1981 Suburban		V8 6.6L GAS Naturally Aspirated (VIN R)	
Standard Duty	DP967	L6 4.8L GAS Naturally Aspirated (VIN T)		Heavy Duty	DP9671 ²⁹
V8 5.7L GAS Naturally Aspirated (VIN L)		Water Pump	DP1086	Standard Duty	DP967
Heavy Duty	DP9671 ²⁹	V8 5.0L GAS Naturally Aspirated (VIN F)		V8 6.6L GAS Naturally Aspirated (VIN X)	
Standard Duty	DP967	Heavy Duty	DP9671 ²⁹	Heavy Duty	DP9671 ²⁹
V8 5.7L GAS Naturally Aspirated (VIN M)		Standard Duty	DP967	Standard Duty	DP967
Heavy Duty	DP9671 ²⁹	V8 5.0L GAS Naturally Aspirated (VIN G)		V8 7.4L GAS Naturally Aspirated (VIN S)	
Standard Duty	DP967	Heavy Duty	DP9671 ²⁹	Heavy Duty	DP1372 ²⁹
1982 Vans P Series		Standard Duty	DP967	Standard Duty	DP1015
L6 4.8L GAS Naturally Aspirated (VIN T)		V8 5.0L GAS Naturally Aspirated (VIN H)		V8 7.4L GAS Naturally Aspirated (VIN W)	
Water Pump	DP1086	Heavy Duty	DP9671 ²⁹	Heavy Duty	DP1372 ²⁹
V8 5.7L GAS Naturally Aspirated (VIN M)		Standard Duty	DP967	Standard Duty	DP1015
Heavy Duty	DP9671 ²⁹	V8 5.7L GAS Naturally Aspirated (VIN L)		1980 Caballero	
Standard Duty	DP967	Heavy Duty	DP9671 ²⁹	V8 4.4L GAS Naturally Aspirated (VIN J)	
V8 6.2L DIESEL Naturally Aspirated (VIN J)		Standard Duty	DP967	Heavy Duty	DP9671 ²⁹
Water Pump	DP1034	V8 5.7L GAS Naturally Aspirated (VIN M)		Standard Duty	DP967
V8 7.4L GAS Naturally Aspirated (VIN W)		Heavy Duty	DP9671 ²⁹	V8 5.0L GAS Naturally Aspirated (VIN H)	
Heavy Duty	DP1372 ²⁹	Standard Duty	DP967	Heavy Duty	DP9671 ²⁹
Standard Duty	DP1015	V8 7.4L GAS Naturally Aspirated (VIN W)		Standard Duty	DP967
1981 C & K Series Pickups		Heavy Duty	DP1372 ²⁹	1980 Jimmy	
L6 4.1L GAS Naturally Aspirated (VIN D)		Standard Duty	DP1015	L6 4.1L GAS Naturally Aspirated (VIN D)	
Water Pump	DP862	1981 Vans G Series		Water Pump	DP862
L6 4.8L GAS Naturally Aspirated (VIN T)		L6 4.1L GAS Naturally Aspirated (VIN D)		Heavy Duty	DP9671 ²⁹
Water Pump	DP1086	V8 5.0L GAS Naturally Aspirated (VIN F)		Standard Duty	DP967
V8 5.0L GAS Naturally Aspirated (VIN F)		Heavy Duty	DP9671 ²⁹	V8 5.7L GAS Naturally Aspirated (VIN L)	
Heavy Duty	DP9671 ²⁹	Standard Duty	DP967	Heavy Duty	DP9671 ²⁹
Standard Duty	DP967	V8 5.0L GAS Naturally Aspirated (VIN G)		Standard Duty	DP967
V8 5.0L GAS Naturally Aspirated (VIN G)		Heavy Duty	DP9671 ²⁹	1980 Suburban	
Standard Duty	DP967	Standard Duty	DP967	L6 4.1L GAS Naturally Aspirated (VIN D)	
V8 5.0L GAS Naturally Aspirated (VIN H)		V8 5.0L GAS Naturally Aspirated (VIN H)		Water Pump	DP862
Heavy Duty	DP9671 ²⁹	Heavy Duty	DP9671 ²⁹	L6 4.8L GAS Naturally Aspirated (VIN T)	
Standard Duty	DP967	Standard Duty	DP967	Water Pump	DP1086
V8 5.7L GAS Naturally Aspirated (VIN L)		V8 5.7L GAS Naturally Aspirated (VIN L)		V8 5.0L GAS Naturally Aspirated (VIN G)	
Heavy Duty	DP9671 ²⁹	Heavy Duty	DP9671 ²⁹	Heavy Duty	DP9671 ²⁹
Standard Duty	DP967	Standard Duty	DP967	Standard Duty	DP967
V8 5.7L GAS Naturally Aspirated (VIN M)		V8 5.7L GAS Naturally Aspirated (VIN M)		V8 5.7L GAS Naturally Aspirated (VIN L)	
Heavy Duty	DP9671 ²⁹	Heavy Duty	DP9671 ²⁹	Heavy Duty	DP9671 ²⁹
Standard Duty	DP967	Standard Duty	DP967	Standard Duty	DP967
V8 7.4L GAS Naturally Aspirated (VIN W)		1981 Vans P Series		V8 5.7L GAS Naturally Aspirated (VIN M)	
Heavy Duty	DP1372 ²⁹	L6 4.8L GAS Naturally Aspirated (VIN T)		Heavy Duty	DP9671 ²⁹
Standard Duty	DP1015	Water Pump	DP1086	Standard Duty	DP967
1981 Caballero		V8 5.7L GAS Naturally Aspirated (VIN M)		V8 6.6L GAS Naturally Aspirated (VIN R)	
V8 4.4L GAS Naturally Aspirated (VIN J)		Heavy Duty	DP9671 ²⁹	Heavy Duty	DP9671 ²⁹
Heavy Duty	DP9671 ²⁹	Standard Duty	DP967	Standard Duty	DP967
Standard Duty	DP967	V8 7.4L GAS Naturally Aspirated (VIN W)		V8 6.6L GAS Naturally Aspirated (VIN X)	
V8 5.0L GAS Naturally Aspirated (VIN H)		Heavy Duty	DP1372 ²⁹	Heavy Duty	DP9671 ²⁹
Heavy Duty	DP9671 ²⁹	Standard Duty	DP1015	Standard Duty	DP967
Standard Duty	DP967	1980 C & K Series Pickups		V8 7.4L GAS Naturally Aspirated (VIN S)	
1981 Jimmy		L6 4.1L GAS Naturally Aspirated (VIN D)		Heavy Duty	DP1372 ²⁹
L6 4.1L GAS Naturally Aspirated (VIN D)		Water Pump	DP862	Standard Duty	DP1015
Water Pump	DP862	L6 4.8L GAS Naturally Aspirated (VIN T)		V8 7.4L GAS Naturally Aspirated (VIN W)	
		Water Pump	DP1086	Heavy Duty	DP1372 ²⁹
				Standard Duty	DP1015

GMC		GMC		GMC	
1980 Vans G Series		1979 Jimmy		1978 Caballero	
L6 4.1L GAS Naturally Aspirated (VIN D)		V8 5.0L GAS Naturally Aspirated (VIN U)		V6 3.3L GAS Naturally Aspirated (VIN M)	
Water Pump	DP862	Heavy Duty	DP9671 ²⁹	Heavy Duty	DP9671 ²⁹
V8 5.0L GAS Naturally Aspirated (VIN G)		Standard Duty	DP967	Standard Duty	DP967
Heavy Duty	DP9671 ²⁹	V8 5.7L GAS Naturally Aspirated (VIN L)		V6 3.8L GAS Naturally Aspirated (VIN A)	
Standard Duty	DP967	Heavy Duty	DP9671 ²⁹	Water Pump	DP843
V8 5.7L GAS Naturally Aspirated (VIN L)		Standard Duty	DP967	V8 5.0L GAS Naturally Aspirated (VIN U)	
Heavy Duty	DP9671 ²⁹	V8 6.6L GAS Naturally Aspirated (VIN R)		Heavy Duty	DP9671 ²⁹
Standard Duty	DP967	Heavy Duty	DP9671 ²⁹	Standard Duty	DP967
V8 5.7L GAS Naturally Aspirated (VIN M)		Standard Duty	DP967	V8 5.7L GAS Naturally Aspirated (VIN L)	
Heavy Duty	DP9671 ²⁹	1979 Suburban		Heavy Duty	DP9671 ²⁹
Standard Duty	DP967	L6 4.1L GAS Naturally Aspirated (VIN D)		Standard Duty	DP967
V8 6.6L GAS Naturally Aspirated (VIN R)		Water Pump	DP862	1978 Jimmy	
Heavy Duty	DP9671 ²⁹	L6 4.8L GAS Naturally Aspirated (VIN T)		L6 4.1L GAS Naturally Aspirated (VIN D)	
Standard Duty	DP967	Water Pump	DP1086	Water Pump	DP862
1980 Vans P Series		V8 5.0L GAS Naturally Aspirated (VIN U)		V8 5.0L GAS Naturally Aspirated (VIN U)	
L6 4.8L GAS Naturally Aspirated (VIN T)		Heavy Duty	DP9671 ²⁹	Heavy Duty	DP9671 ²⁹
Water Pump	DP1086	Standard Duty	DP967	Standard Duty	DP967
V8 5.7L GAS Naturally Aspirated (VIN L)		V8 5.7L GAS Naturally Aspirated (VIN L)		V8 5.7L GAS Naturally Aspirated (VIN L)	
Heavy Duty	DP9671 ²⁹	Heavy Duty	DP9671 ²⁹	Heavy Duty	DP9671 ²⁹
Standard Duty	DP967	Standard Duty	DP967	Standard Duty	DP967
V8 5.7L GAS Naturally Aspirated (VIN M)		V8 6.6L GAS Naturally Aspirated (VIN R)		V8 6.6L GAS Naturally Aspirated (VIN R)	
Heavy Duty	DP9671 ²⁹	Heavy Duty	DP9671 ²⁹	Heavy Duty	DP9671 ²⁹
Standard Duty	DP967	Standard Duty	DP967	Standard Duty	DP967
V8 7.4L GAS Naturally Aspirated (VIN W)		V8 7.4L GAS Naturally Aspirated (VIN S)		1978 Suburban	
Heavy Duty	DP1372 ²⁹	Heavy Duty	DP1372 ²⁹	L6 4.1L GAS Naturally Aspirated (VIN D)	
Standard Duty	DP1015	Standard Duty	DP1015	Water Pump	DP862
1979 C & K Series Pickups		1979 Vans G Series		L6 4.8L GAS Naturally Aspirated (VIN T)	
L6 4.1L GAS Naturally Aspirated (VIN D)		L6 4.1L GAS Naturally Aspirated (VIN D)		Water Pump	DP1086
Water Pump	DP862	Water Pump	DP862	V8 5.0L GAS Naturally Aspirated (VIN U)	
L6 4.8L GAS Naturally Aspirated (VIN T)		V8 5.0L GAS Naturally Aspirated (VIN U)		Heavy Duty	DP9671 ²⁹
Water Pump	DP1086	Heavy Duty	DP9671 ²⁹	Standard Duty	DP967
V8 5.0L GAS Naturally Aspirated (VIN U)		Standard Duty	DP967	V8 5.7L GAS Naturally Aspirated (VIN L)	
Heavy Duty	DP9671 ²⁹	V8 5.7L GAS Naturally Aspirated (VIN L)		Heavy Duty	DP9671 ²⁹
Standard Duty	DP967	Heavy Duty	DP9671 ²⁹	Standard Duty	DP967
V8 5.7L GAS Naturally Aspirated (VIN L)		Standard Duty	DP967	V8 6.6L GAS Naturally Aspirated (VIN R)	
Heavy Duty	DP9671 ²⁹	V8 6.6L GAS Naturally Aspirated (VIN R)		Heavy Duty	DP9671 ²⁹
Standard Duty	DP967	Heavy Duty	DP9671 ²⁹	Standard Duty	DP967
V8 5.7L GAS Naturally Aspirated (VIN M)		Standard Duty	DP967	V8 7.4L GAS Naturally Aspirated (VIN S)	
Heavy Duty	DP9671 ²⁹	1979 Vans P Series		Heavy Duty	DP1372 ²⁹
Standard Duty	DP967	L6 4.8L GAS Naturally Aspirated (VIN T)		Standard Duty	DP1015
V8 6.6L GAS Naturally Aspirated (VIN R)		Water Pump	DP1086	1978 Vans G Series	
Heavy Duty	DP9671 ²⁹	V8 5.7L GAS Naturally Aspirated (VIN L)		L6 4.1L GAS Naturally Aspirated (VIN D)	
Standard Duty	DP967	Heavy Duty	DP9671 ²⁹	Water Pump	DP862
V8 7.4L GAS Naturally Aspirated (VIN S)		Standard Duty	DP967	L6 4.8L GAS Naturally Aspirated (VIN T)	
Heavy Duty	DP1372 ²⁹	V8 7.4L GAS Naturally Aspirated (VIN S)		Water Pump	DP1086
Standard Duty	DP1015	Heavy Duty	DP1372 ²⁹	V8 5.0L GAS Naturally Aspirated (VIN U)	
1979 Caballero		Standard Duty	DP1015	Heavy Duty	DP9671 ²⁹
V6 3.3L GAS Naturally Aspirated (VIN M)		1978 C & K Series Pickups		Standard Duty	DP967
Heavy Duty	DP9671 ²⁹	L6 4.1L GAS Naturally Aspirated (VIN D)		V8 5.7L GAS Naturally Aspirated (VIN L)	
Standard Duty	DP967	Water Pump	DP862	Heavy Duty	DP9671 ²⁹
V6 3.8L GAS Naturally Aspirated (VIN 2)		L6 4.8L GAS Naturally Aspirated (VIN T)		Standard Duty	DP967
Water Pump	DP843	Water Pump	DP1086	V8 6.6L GAS Naturally Aspirated (VIN R)	
V6 3.8L GAS Naturally Aspirated (VIN A)		V8 5.0L GAS Naturally Aspirated (VIN U)		Heavy Duty	DP9671 ²⁹
Water Pump	DP843	Heavy Duty	DP9671 ²⁹	Standard Duty	DP967
V8 4.4L GAS Naturally Aspirated (VIN J)		Standard Duty	DP967	1978 Vans P Series	
Heavy Duty	DP9671 ²⁹	V8 5.7L GAS Naturally Aspirated (VIN L)		L6 4.8L GAS Naturally Aspirated (VIN T)	
Standard Duty	DP967	Heavy Duty	DP9671 ²⁹	Water Pump	DP1086
V8 5.0L GAS Naturally Aspirated (VIN H)		Standard Duty	DP967	V8 5.7L GAS Naturally Aspirated (VIN L)	
Heavy Duty	DP9671 ²⁹	V8 6.6L GAS Naturally Aspirated (VIN R)		Heavy Duty	DP9671 ²⁹
Standard Duty	DP967	Heavy Duty	DP9671 ²⁹	Standard Duty	DP967
V8 5.7L GAS Naturally Aspirated (VIN L)		Standard Duty	DP967	V8 7.4L GAS Naturally Aspirated (VIN S)	
Heavy Duty	DP9671 ²⁹	V8 7.4L GAS Naturally Aspirated (VIN S)		Heavy Duty	DP1372 ²⁹
Standard Duty	DP967	Heavy Duty	DP1372 ²⁹	Standard Duty	DP1015
1979 Jimmy		Standard Duty	DP1015	V8 7.4L GAS Naturally Aspirated (VIN Y)	
L6 4.1L GAS Naturally Aspirated (VIN D)				Heavy Duty	DP1372 ²⁹
Water Pump	DP862			Standard Duty	DP1015

GMC 1977 C & K Series Pickups		GMC 1977 Vans P Series		GMC 1976 Vans G Series	
L6 4.1L GAS Naturally Aspirated (VIN D)		V8 7.4L GAS Naturally Aspirated (VIN Y)		V8 5.7L GAS Naturally Aspirated (VIN L)	
Water Pump	DP1096	Heavy Duty	DP1372 ²⁹	Heavy Duty	DP10031
V8 5.0L GAS Naturally Aspirated (VIN U)		Standard Duty	DP1015	Standard Duty	DP1003
Heavy Duty	DP9671 ²⁹	1976 C & K Series Pickups		V8 5.7L GAS Naturally Aspirated (VIN V)	
Standard Duty	DP967	L6 4.1L GAS Naturally Aspirated (VIN D)		Heavy Duty	DP10031
V8 5.7L GAS Naturally Aspirated (VIN L)		Water Pump	DP1096	Standard Duty	DP1003
Heavy Duty	DP9671 ²⁹	V8 5.7L GAS Naturally Aspirated (VIN L)		V8 6.6L GAS Naturally Aspirated (VIN U)	
Standard Duty	DP967	Heavy Duty	DP10031	Heavy Duty	DP10031
V8 6.6L GAS Naturally Aspirated (VIN R)		Standard Duty	DP1003	Standard Duty	DP1003
Heavy Duty	DP9671 ²⁹	V8 5.7L GAS Naturally Aspirated (VIN V)		V8 7.4L GAS Naturally Aspirated (VIN S)	
Standard Duty	DP967	Heavy Duty	DP10031	Heavy Duty	DP1372 ²⁹
V8 7.4L GAS Naturally Aspirated (VIN S)		Standard Duty	DP1003	Standard Duty	DP1015
Heavy Duty	DP1372 ²⁹	V8 6.6L GAS Naturally Aspirated (VIN U)		V8 7.4L GAS Naturally Aspirated (VIN Y)	
Standard Duty	DP1015	Heavy Duty	DP10031	Heavy Duty	DP1372 ²⁹
1977 Jimmy		Standard Duty	DP1003	Standard Duty	DP1015
L6 4.1L GAS Naturally Aspirated (VIN D)		V8 7.4L GAS Naturally Aspirated (VIN S)		1976 Vans P Series	
Water Pump	DP1096	Heavy Duty	DP1372 ²⁹	V8 5.7L GAS Naturally Aspirated (VIN L)	
V8 5.0L GAS Naturally Aspirated (VIN U)		Standard Duty	DP1015	Heavy Duty	DP10031
Heavy Duty	DP9671 ²⁹	V8 7.4L GAS Naturally Aspirated (VIN Y)		Standard Duty	DP1003
Standard Duty	DP967	Heavy Duty	DP1372 ²⁹	V8 7.4L GAS Naturally Aspirated (VIN Y)	
V8 5.7L GAS Naturally Aspirated (VIN L)		Standard Duty	DP1015	Heavy Duty	DP1372 ²⁹
Heavy Duty	DP9671 ²⁹	1976 Jimmy		Standard Duty	DP1015
Standard Duty	DP967	L6 4.1L GAS Naturally Aspirated (VIN D)		1975 C & K Series Pickups	
V8 6.6L GAS Naturally Aspirated (VIN R)		Water Pump	DP1096	L6 4.1L GAS Naturally Aspirated (VIN Q)	
Heavy Duty	DP9671 ²⁹	V8 6.6L GAS Naturally Aspirated (VIN U)		Water Pump	DP1096
Standard Duty	DP967	Heavy Duty	DP10031	V8 5.7L GAS Naturally Aspirated (VIN V)	
1977 Sprint		Standard Duty	DP1003	Heavy Duty	DP10031
L6 4.1L GAS Naturally Aspirated (VIN D)		V8 7.4L GAS Naturally Aspirated (VIN Y)		Standard Duty	DP1003
Water Pump	DP862	Heavy Duty	DP1372 ²⁹	V8 5.7L GAS Naturally Aspirated (VIN Y)	
V8 5.0L GAS Naturally Aspirated (VIN U)		Standard Duty	DP1015	Heavy Duty	DP10031
Heavy Duty	DP9671 ²⁹	1976 Sprint		Standard Duty	DP1003
Standard Duty	DP967	L6 4.1L GAS Naturally Aspirated (VIN D)		V8 6.6L GAS Naturally Aspirated (VIN M)	
V8 5.7L GAS Naturally Aspirated (VIN L)		Water Pump	DP862	Heavy Duty	DP10031
Heavy Duty	DP9671 ²⁹	V8 5.0L GAS Naturally Aspirated (VIN Q)		Standard Duty	DP1003
Standard Duty	DP967	Heavy Duty	DP10031	V8 7.4L GAS Naturally Aspirated (VIN Z)	
1977 Suburban		Standard Duty	DP1003	Heavy Duty	DP1372 ²⁹
L6 4.1L GAS Naturally Aspirated (VIN D)		V8 5.7L GAS Naturally Aspirated (VIN L)		Standard Duty	DP1015
Water Pump	DP1096	Heavy Duty	DP10031	1975 Jimmy	
V8 5.0L GAS Naturally Aspirated (VIN U)		Standard Duty	DP1003	L6 4.1L GAS Naturally Aspirated (VIN Q)	
Heavy Duty	DP9671 ²⁹	V8 5.7L GAS Naturally Aspirated (VIN V)		Water Pump	DP1096
Standard Duty	DP967	Heavy Duty	DP10031	V8 5.7L GAS Naturally Aspirated (VIN V)	
V8 5.7L GAS Naturally Aspirated (VIN L)		Standard Duty	DP1003	Heavy Duty	DP10031
Heavy Duty	DP9671 ²⁹	V8 6.6L GAS Naturally Aspirated (VIN U)		Standard Duty	DP1003
Standard Duty	DP967	Heavy Duty	DP10031	V8 5.7L GAS Naturally Aspirated (VIN Y)	
V8 6.6L GAS Naturally Aspirated (VIN R)		Standard Duty	DP1003	Heavy Duty	DP10031
Heavy Duty	DP9671 ²⁹	1976 Suburban		Standard Duty	DP1003
Standard Duty	DP967	L6 4.1L GAS Naturally Aspirated (VIN D)		V8 6.6L GAS Naturally Aspirated (VIN M)	
V8 7.4L GAS Naturally Aspirated (VIN S)		Water Pump	DP1096	Heavy Duty	DP10031
Heavy Duty	DP1372 ²⁹	V8 5.7L GAS Naturally Aspirated (VIN L)		Standard Duty	DP1003
Standard Duty	DP1015	Heavy Duty	DP10031	1975 Sprint	
1977 Vans G Series		Standard Duty	DP1003	V8 5.7L GAS Naturally Aspirated (VIN H)	
L6 4.1L GAS Naturally Aspirated (VIN D)		V8 5.7L GAS Naturally Aspirated (VIN V)		Heavy Duty	DP10031
Water Pump	DP1096	Heavy Duty	DP10031	Standard Duty	DP1003
V8 5.0L GAS Naturally Aspirated (VIN U)		Standard Duty	DP1003	V8 5.7L GAS Naturally Aspirated (VIN L)	
Heavy Duty	DP9671 ²⁹	V8 6.6L GAS Naturally Aspirated (VIN U)		Heavy Duty	DP10031
Standard Duty	DP967	Heavy Duty	DP10031	Standard Duty	DP1003
V8 5.7L GAS Naturally Aspirated (VIN L)		Standard Duty	DP1003	V8 7.4L GAS Naturally Aspirated (VIN Y)	
Heavy Duty	DP9671 ²⁹	V8 7.4L GAS Naturally Aspirated (VIN S)		Heavy Duty	DP1372 ²⁹
Standard Duty	DP967	Heavy Duty	DP1372 ²⁹	Standard Duty	DP1015
V8 6.6L GAS Naturally Aspirated (VIN R)		Standard Duty	DP1015	1975 Suburban	
Heavy Duty	DP9671 ²⁹	V8 7.4L GAS Naturally Aspirated (VIN Y)		L6 4.1L GAS Naturally Aspirated (VIN Q)	
Standard Duty	DP967	Heavy Duty	DP1372 ²⁹	Water Pump	DP1096
1977 Vans P Series		Standard Duty	DP1015	V8 5.7L GAS Naturally Aspirated (VIN V)	
V8 5.7L GAS Naturally Aspirated (VIN L)		1976 Vans G Series		Heavy Duty	DP10031
Heavy Duty	DP9671 ²⁹	L6 4.1L GAS Naturally Aspirated (VIN D)		Standard Duty	DP1003
Standard Duty	DP967	Water Pump			
		DP1096			

GMC	
1975 Suburban	
V8 5.7L GAS Naturally Aspirated (VIN Y)	
Heavy Duty	DP10031
Standard Duty	DP1003
V8 6.6L GAS Naturally Aspirated (VIN M)	
Heavy Duty	DP10031
Standard Duty	DP1003
V8 7.4L GAS Naturally Aspirated (VIN Z)	
Heavy Duty	DP1372 ²⁹
Standard Duty	DP1015
1975 Vans G Series	
L6 4.1L GAS Naturally Aspirated (VIN Q)	
Water Pump	DP1096
V8 5.7L GAS Naturally Aspirated (VIN V)	
Heavy Duty	DP10031
Standard Duty	DP1003
V8 5.7L GAS Naturally Aspirated (VIN Y)	
Heavy Duty	DP10031
Standard Duty	DP1003
V8 6.6L GAS Naturally Aspirated (VIN M)	
Heavy Duty	DP10031
Standard Duty	DP1003
V8 7.4L GAS Naturally Aspirated (VIN Z)	
Heavy Duty	DP1372 ²⁹
Standard Duty	DP1015
1975 Vans P Series	
V8 5.7L GAS Naturally Aspirated (VIN Y)	
Heavy Duty	DP10031
Standard Duty	DP1003
V8 7.4L GAS Naturally Aspirated (VIN L)	
Heavy Duty	DP1372 ²⁹
Standard Duty	DP1015
1974 C & K Series Pickups	
L6 4.1L GAS Naturally Aspirated (VIN Q)	
Water Pump	DP846
L6 4.1L LPG Naturally Aspirated (VIN Q)	
Water Pump	DP846
L6 4.8L GAS Naturally Aspirated (VIN T)	
Water Pump	DP1073
L6 4.8L LPG Naturally Aspirated (VIN S)	
Water Pump	DP1073
V8 5.7L GAS Naturally Aspirated (VIN V)	
Heavy Duty	DP10031
Standard Duty	DP1003
V8 5.7L GAS Naturally Aspirated (VIN Y)	
Heavy Duty	DP10031
Standard Duty	DP1003
V8 5.7L LPG Naturally Aspirated	
Heavy Duty	DP10031
Standard Duty	DP1003
V8 5.7L LPG Naturally Aspirated (VIN W)	
Heavy Duty	DP10031
Standard Duty	DP1003
V8 7.4L GAS Naturally Aspirated (VIN L)	
Heavy Duty	DP1372 ²⁹
Standard Duty	DP1015
V8 7.4L GAS Naturally Aspirated (VIN Z)	
Heavy Duty	DP1372 ²⁹
Standard Duty	DP1015
1974 Jimmy	
L6 4.1L GAS Naturally Aspirated (VIN Q)	
Water Pump	DP846
L6 4.8L GAS Naturally Aspirated (VIN T)	
Water Pump	DP1073
V8 5.7L GAS Naturally Aspirated (VIN V)	
Heavy Duty	DP10031
Standard Duty	DP1003

GMC	
1974 Jimmy	
V8 5.7L GAS Naturally Aspirated (VIN Y)	
Heavy Duty	DP10031
Standard Duty	DP1003
1974 Sprint	
V8 5.7L GAS Naturally Aspirated (VIN H)	
Heavy Duty	DP10031
Standard Duty	DP1003
V8 5.7L GAS Naturally Aspirated (VIN L)	
Heavy Duty	DP10031
Standard Duty	DP1003
V8 6.6L GAS Naturally Aspirated (VIN R)	
Heavy Duty, w/2 Bbl carb	DP10031
Heavy Duty, w/4 Bbl carb	DP1372 ²⁹
Standard Duty, w/2 Bbl carb	DP1003
Standard Duty, w/4 Bbl carb	DP1015
V8 6.6L GAS Naturally Aspirated (VIN U)	
Heavy Duty, w/2 Bbl carb	DP10031
Heavy Duty, w/4 Bbl carb	DP1372 ²⁹
Standard Duty, w/2 Bbl carb	DP1003
Standard Duty, w/4 Bbl carb	DP1015
V8 7.4L GAS Naturally Aspirated (VIN Y)	
Heavy Duty	DP1372 ²⁹
Standard Duty	DP1015
1974 Suburban	
L6 4.1L GAS Naturally Aspirated (VIN Q)	
Water Pump	DP846
L6 4.1L LPG Naturally Aspirated (VIN Q)	
Water Pump	DP846
L6 4.8L GAS Naturally Aspirated (VIN T)	
Water Pump	DP1073
L6 4.8L LPG Naturally Aspirated (VIN S)	
Water Pump	DP1073
V8 5.7L GAS Naturally Aspirated (VIN V)	
Heavy Duty	DP10031
Standard Duty	DP1003
V8 5.7L GAS Naturally Aspirated (VIN Y)	
Heavy Duty	DP10031
Standard Duty	DP1003
V8 5.7L LPG Naturally Aspirated	
Heavy Duty	DP10031
Standard Duty	DP1003
V8 5.7L LPG Naturally Aspirated (VIN W)	
Heavy Duty	DP10031
Standard Duty	DP1003
V8 7.4L GAS Naturally Aspirated (VIN L)	
Heavy Duty	DP1372 ²⁹
Standard Duty	DP1015
V8 7.4L GAS Naturally Aspirated (VIN Z)	
Heavy Duty	DP1372 ²⁹
Standard Duty	DP1015
1974 Vans G Series	
L6 4.1L GAS Naturally Aspirated (VIN Q)	
Water Pump	DP846
L6 4.1L LPG Naturally Aspirated (VIN Q)	
Water Pump	DP846
L6 4.8L GAS Naturally Aspirated (VIN T)	
Water Pump	DP1073
L6 4.8L LPG Naturally Aspirated (VIN T)	
Water Pump	DP1073
V8 5.7L GAS Naturally Aspirated (VIN V)	
Heavy Duty	DP10031
Standard Duty	DP1003
V8 5.7L GAS Naturally Aspirated (VIN Y)	
Heavy Duty	DP10031
Standard Duty	DP1003

GMC	
1974 Vans G Series	
V8 5.7L LPG Naturally Aspirated	
Heavy Duty	DP10031
Standard Duty	DP1003
V8 5.7L LPG Naturally Aspirated (VIN W)	
Heavy Duty	DP10031
Standard Duty	DP1003
1974 Vans P Series	
L6 4.1L GAS Naturally Aspirated (VIN Q)	
Water Pump	DP846
L6 4.8L GAS Naturally Aspirated (VIN T)	
Water Pump	DP1073
V8 5.7L GAS Naturally Aspirated (VIN Y)	
Heavy Duty	DP10031
Standard Duty	DP1003
V8 7.4L GAS Naturally Aspirated (VIN L)	
Heavy Duty	DP1372 ²⁹
Standard Duty	DP1015
V8 7.4L GAS Naturally Aspirated (VIN Z)	
Heavy Duty	DP1372 ²⁹
Standard Duty	DP1015
1973 C & K Series Pickups	
L6 4.1L GAS Naturally Aspirated (VIN Q)	
Water Pump	DP846
L6 4.1L LPG Naturally Aspirated (VIN Q)	
Water Pump	DP846
L6 4.8L GAS Naturally Aspirated (VIN T)	
Water Pump	DP1073
V8 5.0L GAS Naturally Aspirated (VIN X)	
Heavy Duty	DP10031
Standard Duty	DP1003
V8 5.7L GAS Naturally Aspirated (VIN Y)	
Heavy Duty	DP10031
Standard Duty	DP1003
V8 5.7L LPG Naturally Aspirated	
Heavy Duty	DP10031
Standard Duty	DP1003
V8 5.7L LPG Naturally Aspirated (VIN W)	
Heavy Duty	DP10031
Standard Duty	DP1003
V8 7.4L GAS Naturally Aspirated (VIN L)	
Heavy Duty	DP1372 ²⁹
Standard Duty	DP1015
V8 7.4L GAS Naturally Aspirated (VIN Z)	
Heavy Duty	DP1372 ²⁹
Standard Duty	DP1015
1973 Jimmy	
L6 4.1L GAS Naturally Aspirated (VIN Q)	
Water Pump	DP846
L6 4.8L GAS Naturally Aspirated (VIN T)	
Water Pump	DP1073
V8 5.7L GAS Naturally Aspirated (VIN V)	
Heavy Duty	DP10031
Standard Duty	DP1003
V8 5.7L GAS Naturally Aspirated (VIN Y)	
Heavy Duty	DP10031
Standard Duty	DP1003
V8 7.4L GAS Naturally Aspirated (VIN L)	
Heavy Duty	DP1372 ²⁹
Standard Duty	DP1015
V8 7.4L GAS Naturally Aspirated (VIN Z)	
Heavy Duty	DP1372 ²⁹
Standard Duty	DP1015
1973 Sprint	
V8 5.0L GAS Naturally Aspirated (VIN F)	
Heavy Duty	DP10031
Standard Duty	DP1003

GMC	
1973 Sprint	
V8 5.0L GAS Naturally Aspirated (VIN X)	
Heavy Duty	DP10031
Standard Duty	DP1003
V8 5.7L GAS Naturally Aspirated (VIN H)	
Heavy Duty	DP10031
Standard Duty	DP1003
V8 5.7L GAS Naturally Aspirated (VIN K)	
Heavy Duty	DP10031
Standard Duty	DP1003
V8 5.7L GAS Naturally Aspirated (VIN L)	
Heavy Duty	DP10031
Standard Duty	DP1003
V8 7.4L GAS Naturally Aspirated (VIN Y)	
Heavy Duty	DP1372 ²⁹
Standard Duty	DP1015
1973 Suburban	
L6 4.1L GAS Naturally Aspirated (VIN Q)	
Water Pump	DP846
L6 4.1L LPG Naturally Aspirated (VIN Q)	
Water Pump	DP846
L6 4.8L GAS Naturally Aspirated (VIN T)	
Water Pump	DP1073
V8 5.0L GAS Naturally Aspirated (VIN X)	
Heavy Duty	DP10031
Standard Duty	DP1003
V8 5.7L GAS Naturally Aspirated (VIN Y)	
Heavy Duty	DP10031
Standard Duty	DP1003
V8 5.7L LPG Naturally Aspirated	
Heavy Duty	DP10031
Standard Duty	DP1003
V8 5.7L LPG Naturally Aspirated (VIN W)	
Heavy Duty	DP10031
Standard Duty	DP1003
V8 7.4L GAS Naturally Aspirated (VIN L)	
Heavy Duty	DP1372 ²⁹
Standard Duty	DP1015
V8 7.4L GAS Naturally Aspirated (VIN Z)	
Heavy Duty	DP1372 ²⁹
Standard Duty	DP1015
1973 Vans G Series	
L6 4.1L GAS Naturally Aspirated (VIN Q)	
Water Pump	DP846
L6 4.1L LPG Naturally Aspirated (VIN Q)	
Water Pump	DP846
V8 5.0L GAS Naturally Aspirated (VIN X)	
Heavy Duty	DP10031
Standard Duty	DP1003
V8 5.7L GAS Naturally Aspirated (VIN Y)	
Heavy Duty	DP10031
Standard Duty	DP1003
V8 5.7L LPG Naturally Aspirated	
Heavy Duty	DP10031
Standard Duty	DP1003
V8 5.7L LPG Naturally Aspirated (VIN W)	
Heavy Duty	DP10031
Standard Duty	DP1003
V8 7.4L GAS Naturally Aspirated (VIN L)	
Heavy Duty	DP10031
Standard Duty	DP1003
V8 7.4L GAS Naturally Aspirated (VIN Z)	
Heavy Duty	DP10031
Standard Duty	DP1003
1973 Vans P Series	
L6 4.1L GAS Naturally Aspirated (VIN Q)	
Water Pump	DP846

GMC	
1973 Vans P Series	
L6 4.8L GAS Naturally Aspirated (VIN T)	
Water Pump	DP1073
V8 5.0L GAS Naturally Aspirated (VIN X)	
Heavy Duty	DP10031
Standard Duty	DP1003
V8 5.7L GAS Naturally Aspirated (VIN Y)	
Heavy Duty	DP10031
Standard Duty	DP1003
V8 7.4L GAS Naturally Aspirated (VIN Z)	
Heavy Duty	DP1372 ²⁹
Standard Duty	DP1015
1972 C & K Series Pickups	
L6 4.1L GAS Naturally Aspirated (VIN C)	
Water Pump	DP846
L6 4.1L GAS Naturally Aspirated (VIN D)	
Water Pump	DP846
L6 4.1L GAS Naturally Aspirated (VIN L)	
Water Pump	DP846
L6 4.8L GAS Naturally Aspirated (VIN S)	
Water Pump	DP1073
L6 4.8L GAS Naturally Aspirated (VIN T)	
Water Pump	DP1073
V8 5.0L GAS Naturally Aspirated (VIN F)	
Heavy Duty	DP1331 ²⁹
Standard Duty	DP1313
V8 5.7L GAS Naturally Aspirated (VIN E)	
Heavy Duty	DP1331 ²⁹
Standard Duty	DP1313
V8 5.7L GAS Naturally Aspirated (VIN H)	
Heavy Duty	DP1331 ²⁹
Standard Duty	DP1313
V8 5.7L GAS Naturally Aspirated (VIN J)	
Heavy Duty	DP1331 ²⁹
Standard Duty	DP1313
V8 5.7L LPG Naturally Aspirated	
Heavy Duty	DP1331 ²⁹
Standard Duty	DP1313
V8 6.6L GAS Naturally Aspirated (VIN E)	
Water Pump	DP1029
V8 6.6L GAS Naturally Aspirated (VIN U)	
Water Pump	DP1029
1972 Jimmy	
L6 4.1L GAS Naturally Aspirated (VIN C)	
Water Pump	DP846
L6 4.1L GAS Naturally Aspirated (VIN D)	
Water Pump	DP846
L6 4.1L GAS Naturally Aspirated (VIN L)	
Water Pump	DP846
L6 4.8L GAS Naturally Aspirated (VIN S)	
Water Pump	DP1073
L6 4.8L GAS Naturally Aspirated (VIN T)	
Water Pump	DP1073
V8 5.0L GAS Naturally Aspirated (VIN F)	
Heavy Duty	DP1331 ²⁹
Standard Duty	DP1313
1972 Sprint	
L6 4.1L GAS Naturally Aspirated (VIN D)	
Water Pump	DP846
V8 5.7L GAS Naturally Aspirated (VIN H)	
Heavy Duty	DP10031
Standard Duty	DP1003
V8 5.7L GAS Naturally Aspirated (VIN J)	
Heavy Duty	DP10031
Standard Duty	DP1003
V8 5.7L GAS Naturally Aspirated (VIN K)	
Heavy Duty	DP10031

GMC	
1972 Sprint	
V8 5.7L GAS Naturally Aspirated (VIN K)	
Standard Duty	DP1003
V8 5.7L GAS Naturally Aspirated (VIN L)	
Heavy Duty	DP10031
Standard Duty	DP1003
V8 6.6L GAS Naturally Aspirated	
Heavy Duty, w/2 Bbl carb	DP10031
Heavy Duty, w/4 Bbl carb	DP1372 ²⁹
Standard Duty, w/2 Bbl carb	DP1003
Standard Duty, w/4 Bbl carb	DP1015
V8 6.6L GAS Naturally Aspirated (VIN E)	
Heavy Duty, w/2 Bbl carb	DP10031
Heavy Duty, w/4 Bbl carb	DP1372 ²⁹
Standard Duty, w/2 Bbl carb	DP1003
Standard Duty, w/4 Bbl carb	DP1015
V8 6.6L GAS Naturally Aspirated (VIN R)	
Heavy Duty, w/2 Bbl carb	DP10031
Heavy Duty, w/4 Bbl carb	DP1372 ²⁹
Standard Duty, w/2 Bbl carb	DP1003
Standard Duty, w/4 Bbl carb	DP1015
V8 6.6L GAS Naturally Aspirated (VIN S)	
Heavy Duty, w/2 Bbl carb	DP10031
Heavy Duty, w/4 Bbl carb	DP1372 ²⁹
Standard Duty, w/2 Bbl carb	DP1003
Standard Duty, w/4 Bbl carb	DP1015
V8 6.6L GAS Naturally Aspirated (VIN U)	
Heavy Duty, w/2 Bbl carb	DP10031
Heavy Duty, w/4 Bbl carb	DP1372 ²⁹
Standard Duty, w/2 Bbl carb	DP1003
Standard Duty, w/4 Bbl carb	DP1015
V8 7.4L GAS Naturally Aspirated (VIN V)	
Heavy Duty	DP1372 ²⁹
Standard Duty	DP1015
V8 7.4L GAS Naturally Aspirated (VIN W)	
Heavy Duty	DP1372 ²⁹
Standard Duty	DP1015
1972 Suburban	
L6 4.1L GAS Naturally Aspirated (VIN C)	
Water Pump	DP846
L6 4.1L GAS Naturally Aspirated (VIN D)	
Water Pump	DP846
L6 4.1L GAS Naturally Aspirated (VIN L)	
Water Pump	DP846
L6 4.8L GAS Naturally Aspirated (VIN S)	
Water Pump	DP1073
L6 4.8L GAS Naturally Aspirated (VIN T)	
Water Pump	DP1073
V8 5.0L GAS Naturally Aspirated (VIN F)	
Heavy Duty	DP1331 ²⁹
Standard Duty	DP1313
V8 5.7L GAS Naturally Aspirated (VIN E)	
Heavy Duty	DP1331 ²⁹
Standard Duty	DP1313
V8 5.7L GAS Naturally Aspirated (VIN H)	
Heavy Duty	DP1331 ²⁹
Standard Duty	DP1313
V8 5.7L GAS Naturally Aspirated (VIN J)	
Heavy Duty	DP1331 ²⁹
Standard Duty	DP1313
V8 5.7L LPG Naturally Aspirated	
Heavy Duty	DP1331 ²⁹
Standard Duty	DP1313
V8 6.6L GAS Naturally Aspirated (VIN E)	
Water Pump	DP1029
V8 6.6L GAS Naturally Aspirated (VIN U)	
Water Pump	DP1029

GMC	
1972 Vans G Series	
L6 4.1L GAS Naturally Aspirated (VIN C)	
Water Pump	DP846
L6 4.1L GAS Naturally Aspirated (VIN D)	
Water Pump	DP846
L6 4.1L GAS Naturally Aspirated (VIN L)	
Water Pump	DP846
1972 Vans P Series	
L6 4.1L GAS Naturally Aspirated (VIN C)	
Water Pump	DP846
L6 4.1L GAS Naturally Aspirated (VIN L)	
Water Pump	DP846
L6 4.8L GAS Naturally Aspirated (VIN S)	
Water Pump	DP1073
V8 5.0L GAS Naturally Aspirated (VIN F)	
Heavy Duty	DP1331 ²⁹
Standard Duty	DP1313
V8 5.7L GAS Naturally Aspirated (VIN E)	
Heavy Duty	DP1331 ²⁹
Standard Duty	DP1313
V8 6.6L GAS Naturally Aspirated (VIN E)	
Water Pump	DP1029
1971 C & K Series Pickups	
L6 4.1L GAS Naturally Aspirated (VIN C)	
Water Pump	DP846
L6 4.1L GAS Naturally Aspirated (VIN L)	
Water Pump	DP846
L6 4.1L GAS Naturally Aspirated (VIN N)	
Water Pump	DP846
L6 4.1L GAS Naturally Aspirated (VIN S)	
Water Pump	DP846
L6 4.8L GAS Naturally Aspirated	
Water Pump	DP1073
L6 4.8L GAS Naturally Aspirated (VIN S)	
Water Pump	DP1073
V8 5.0L GAS Naturally Aspirated (VIN H)	
Heavy Duty	DP1331 ²⁹
Standard Duty	DP1313
V8 5.0L GAS Naturally Aspirated (VIN P)	
Heavy Duty	DP1331 ²⁹
Standard Duty	DP1313
V8 5.7L GAS Naturally Aspirated (VIN A)	
Heavy Duty	DP1331 ²⁹
Standard Duty	DP1313
V8 5.7L GAS Naturally Aspirated (VIN B)	
Heavy Duty	DP1331 ²⁹
Standard Duty	DP1313
V8 5.7L GAS Naturally Aspirated (VIN E)	
Heavy Duty	DP1331 ²⁹
Standard Duty	DP1313
V8 5.7L LPG Naturally Aspirated	
Heavy Duty	DP1331 ²⁹
Standard Duty	DP1313
V8 6.6L GAS Naturally Aspirated (VIN E)	
Water Pump	DP1029
V8 6.6L GAS Naturally Aspirated (VIN K)	
Water Pump	DP1029
1971 Jimmy	
L6 4.1L GAS Naturally Aspirated (VIN C)	
Water Pump	DP846
L6 4.1L GAS Naturally Aspirated (VIN L)	
Water Pump	DP846
L6 4.1L GAS Naturally Aspirated (VIN N)	
Water Pump	DP846
L6 4.1L GAS Naturally Aspirated (VIN S)	
Water Pump	DP846
L6 4.8L GAS Naturally Aspirated	
Water Pump	DP1073

GMC	
1971 Jimmy	
L6 4.8L GAS Naturally Aspirated (VIN S)	
Water Pump	DP1073
V8 5.0L GAS Naturally Aspirated (VIN H)	
Heavy Duty	DP1331 ²⁹
Standard Duty	DP1313
V8 5.0L GAS Naturally Aspirated (VIN P)	
Heavy Duty	DP1331 ²⁹
Standard Duty	DP1313
V8 5.7L GAS Naturally Aspirated (VIN E)	
Heavy Duty	DP1331 ²⁹
Standard Duty	DP1313
1971 Sprint	
L6 4.1L GAS Naturally Aspirated	
Water Pump	DP846
V8 6.6L GAS Naturally Aspirated	
Heavy Duty	DP1372 ²⁹
Standard Duty	DP1015
V8 6.6L GAS Naturally Aspirated (VIN K)	
Heavy Duty	DP1372 ²⁹
Standard Duty	DP1015
V8 7.4L GAS Naturally Aspirated	
Heavy Duty	DP1372 ²⁹
Standard Duty	DP1015
V8 7.4L GAS Naturally Aspirated (VIN E)	
Heavy Duty	DP1372 ²⁹
Standard Duty	DP1015
1971 Suburban	
L6 4.1L GAS Naturally Aspirated (VIN C)	
Water Pump	DP846
L6 4.1L GAS Naturally Aspirated (VIN L)	
Water Pump	DP846
L6 4.1L GAS Naturally Aspirated (VIN N)	
Water Pump	DP846
L6 4.1L GAS Naturally Aspirated (VIN S)	
Water Pump	DP846
L6 4.8L GAS Naturally Aspirated	
Water Pump	DP1073
L6 4.8L GAS Naturally Aspirated (VIN S)	
Water Pump	DP1073
V8 5.0L GAS Naturally Aspirated (VIN H)	
Heavy Duty	DP1331 ²⁹
Standard Duty	DP1313
V8 5.0L GAS Naturally Aspirated (VIN P)	
Heavy Duty	DP1331 ²⁹
Standard Duty	DP1313
V8 5.7L GAS Naturally Aspirated (VIN A)	
Heavy Duty	DP1331 ²⁹
Standard Duty	DP1313
V8 5.7L GAS Naturally Aspirated (VIN B)	
Heavy Duty	DP1331 ²⁹
Standard Duty	DP1313
V8 5.7L GAS Naturally Aspirated (VIN E)	
Heavy Duty	DP1331 ²⁹
Standard Duty	DP1313
V8 5.7L LPG Naturally Aspirated	
Heavy Duty	DP1331 ²⁹
Standard Duty	DP1313
V8 6.6L GAS Naturally Aspirated (VIN E)	
Water Pump	DP1029
V8 6.6L GAS Naturally Aspirated (VIN K)	
Water Pump	DP1029
1971 Vans G Series	
L6 4.1L GAS Naturally Aspirated (VIN C)	
Water Pump	DP846
L6 4.1L GAS Naturally Aspirated (VIN L)	
Water Pump	DP846
L6 4.1L GAS Naturally Aspirated (VIN S)	
Water Pump	DP846

GMC	
1971 Vans G Series	
L6 4.1L GAS Naturally Aspirated (VIN N)	
Water Pump	DP846
L6 4.1L GAS Naturally Aspirated (VIN S)	
Water Pump	DP846
V8 5.0L GAS Naturally Aspirated (VIN H)	
Heavy Duty	DP1331 ²⁹
Standard Duty	DP1313
V8 5.0L GAS Naturally Aspirated (VIN P)	
Heavy Duty	DP1331 ²⁹
Standard Duty	DP1313
V8 5.7L GAS Naturally Aspirated (VIN A)	
Heavy Duty	DP1331 ²⁹
Standard Duty	DP1313
V8 5.7L GAS Naturally Aspirated (VIN B)	
Heavy Duty	DP1331 ²⁹
Standard Duty	DP1313
V8 5.7L GAS Naturally Aspirated (VIN E)	
Heavy Duty	DP1331 ²⁹
Standard Duty	DP1313
V8 5.7L LPG Naturally Aspirated	
Heavy Duty	DP1331 ²⁹
Standard Duty	DP1313
1971 Vans P Series	
L6 4.1L GAS Naturally Aspirated (VIN C)	
Water Pump	DP846
L6 4.1L GAS Naturally Aspirated (VIN L)	
Water Pump	DP846
L6 4.8L GAS Naturally Aspirated (VIN S)	
Water Pump	DP1073
V8 5.0L GAS Naturally Aspirated (VIN H)	
Heavy Duty	DP1331 ²⁹
Standard Duty	DP1313
V8 5.7L GAS Naturally Aspirated (VIN E)	
Heavy Duty	DP1331 ²⁹
Standard Duty	DP1313
V8 6.6L GAS Naturally Aspirated (VIN E)	
Water Pump	DP1029
1970 C & K Series Pickups	
L6 4.1L GAS Naturally Aspirated (VIN N)	
Water Pump	DP846
L6 4.1L GAS Naturally Aspirated (VIN S)	
Water Pump	DP846
L6 4.8L GAS Naturally Aspirated	
Water Pump	DP1073
L6 4.8L GAS Naturally Aspirated (VIN S)	
Water Pump	DP1073
V8 5.0L GAS Naturally Aspirated (VIN A)	
Heavy Duty	DP1331 ²⁹
Standard Duty	DP1313
V8 5.0L GAS Naturally Aspirated (VIN B)	
Heavy Duty	DP1331 ²⁹
Standard Duty	DP1313
V8 5.7L GAS Naturally Aspirated (VIN E)	
Heavy Duty	DP1331 ²⁹
Standard Duty	DP1313
V8 5.7L LPG Naturally Aspirated	
Heavy Duty	DP1331 ²⁹
Standard Duty	DP1313
V8 6.6L GAS Naturally Aspirated (VIN E)	
Water Pump	DP1029
1970 Jimmy	
L6 4.1L GAS Naturally Aspirated (VIN N)	
Water Pump	DP846
L6 4.1L GAS Naturally Aspirated (VIN S)	
Water Pump	DP846

GMC		GMC		GMC	
1970 Jimmy		1969 C & K Series Pickups		1969 Vans P Series	
L6 4.8L GAS Naturally Aspirated		L6 3.8L GAS Naturally Aspirated (VIN S)		V8 5.0L GAS Naturally Aspirated (VIN E)	
Water Pump	DP1073	Water Pump	DP846	Standard Duty	DP1313
L6 4.8L GAS Naturally Aspirated (VIN S)		L6 4.1L GAS Naturally Aspirated (VIN P)		1968 C & K Series Pickups	
Water Pump	DP1073	Water Pump	DP846	L6 3.8L GAS Naturally Aspirated (VIN S)	
V8 5.0L GAS Naturally Aspirated (VIN A)		L6 4.8L GAS Naturally Aspirated		Water Pump	
Heavy Duty	DP1331 ²⁹	Water Pump	DP1073	L6 4.1L GAS Naturally Aspirated (VIN P)	
Standard Duty	DP1313	L6 4.8L GAS Naturally Aspirated (VIN S)		Water Pump	
V8 5.0L GAS Naturally Aspirated (VIN B)		Water Pump	DP1073	L6 4.8L GAS Naturally Aspirated	
Heavy Duty	DP1331 ²⁹	V8 5.0L GAS Naturally Aspirated (VIN E)		Water Pump	
Standard Duty	DP1313	Heavy Duty	DP1331 ²⁹	L6 4.8L GAS Naturally Aspirated (VIN S)	
V8 5.7L GAS Naturally Aspirated (VIN E)		Standard Duty	DP1313	Water Pump	
Heavy Duty	DP1331 ²⁹	V8 5.0L GAS Naturally Aspirated (VIN U)		V8 5.0L GAS Naturally Aspirated (VIN E)	
Standard Duty	DP1313	Heavy Duty	DP1331 ²⁹	Heavy Duty	
1970 Suburban		Standard Duty	DP1313	Standard Duty	
L6 4.1L GAS Naturally Aspirated (VIN N)		V8 5.7L GAS Naturally Aspirated (VIN E)		V8 5.3L GAS Naturally Aspirated	
Water Pump	DP846	Heavy Duty	DP1331 ²⁹	Heavy Duty	
L6 4.1L GAS Naturally Aspirated (VIN S)		Standard Duty	DP1313	Standard Duty	
Water Pump	DP846	V8 5.7L LPG Naturally Aspirated		V8 5.3L GAS Naturally Aspirated (VIN E)	
L6 4.8L GAS Naturally Aspirated		Heavy Duty	DP1331 ²⁹	Heavy Duty	
Water Pump	DP1073	Standard Duty	DP1313	Standard Duty	
L6 4.8L GAS Naturally Aspirated (VIN S)		V8 6.5L GAS Naturally Aspirated (VIN E)		V8 5.4L GAS Naturally Aspirated (VIN E)	
Water Pump	DP1073	Water Pump	DP1029	Heavy Duty	
V8 5.0L GAS Naturally Aspirated (VIN A)		V8 6.5L GAS Naturally Aspirated (VIN Y)		Standard Duty	
Heavy Duty	DP1331 ²⁹	Water Pump	DP1029	V8 6.5L GAS Naturally Aspirated (VIN E)	
Standard Duty	DP1313	1969 Suburban		Water Pump	
V8 5.0L GAS Naturally Aspirated (VIN B)		L6 4.1L GAS Naturally Aspirated (VIN P)		V8 6.5L GAS Naturally Aspirated (VIN Y)	
Heavy Duty	DP1331 ²⁹	Water Pump	DP846	Water Pump	
Standard Duty	DP1313	L6 4.8L GAS Naturally Aspirated		1968 Suburban	
V8 5.7L GAS Naturally Aspirated (VIN E)		Water Pump	DP1073	L6 4.1L GAS Naturally Aspirated (VIN P)	
Heavy Duty	DP1331 ²⁹	L6 4.8L GAS Naturally Aspirated (VIN S)		Water Pump	
Standard Duty	DP1313	Water Pump	DP1073	L6 4.8L GAS Naturally Aspirated	
V8 5.7L LPG Naturally Aspirated		V8 5.0L GAS Naturally Aspirated (VIN E)		Water Pump	
Heavy Duty	DP1331 ²⁹	Heavy Duty	DP1331 ²⁹	L6 4.8L GAS Naturally Aspirated (VIN S)	
Standard Duty	DP1313	Standard Duty	DP1313	Water Pump	
V8 6.6L GAS Naturally Aspirated (VIN E)		V8 5.0L GAS Naturally Aspirated (VIN U)		V8 5.0L GAS Naturally Aspirated (VIN E)	
Water Pump	DP1029	Heavy Duty	DP1331 ²⁹	Heavy Duty	
1970 Vans G Series		Standard Duty	DP1313	Standard Duty	
L6 4.1L GAS Naturally Aspirated (VIN N)		V8 5.7L GAS Naturally Aspirated		V8 5.3L GAS Naturally Aspirated	
Water Pump	DP846	Heavy Duty	DP1331 ²⁹	Heavy Duty	
L6 4.1L GAS Naturally Aspirated (VIN S)		Standard Duty	DP1313	Standard Duty	
Water Pump	DP846	V8 5.7L GAS Naturally Aspirated (VIN E)		V8 5.3L GAS Naturally Aspirated (VIN E)	
V8 5.0L GAS Naturally Aspirated (VIN A)		Heavy Duty	DP1331 ²⁹	Heavy Duty	
Heavy Duty	DP1331 ²⁹	Standard Duty	DP1313	Standard Duty	
Standard Duty	DP1313	V8 5.7L LPG Naturally Aspirated		V8 5.4L GAS Naturally Aspirated	
V8 5.0L GAS Naturally Aspirated (VIN B)		Heavy Duty	DP1331 ²⁹	Heavy Duty	
Heavy Duty	DP1331 ²⁹	Standard Duty	DP1313	Standard Duty	
Standard Duty	DP1313	V8 6.5L GAS Naturally Aspirated (VIN E)		V8 5.4L GAS Naturally Aspirated (VIN E)	
V8 5.7L GAS Naturally Aspirated (VIN E)		Water Pump	DP1029	Heavy Duty	
Heavy Duty	DP1331 ²⁹	V8 6.5L GAS Naturally Aspirated (VIN Y)		Standard Duty	
Standard Duty	DP1313	Water Pump	DP1029	V8 6.5L GAS Naturally Aspirated (VIN E)	
V8 5.7L LPG Naturally Aspirated		1969 Vans G Series		Water Pump	
Heavy Duty	DP1331 ²⁹	L6 3.8L GAS Naturally Aspirated (VIN S)		V8 6.5L GAS Naturally Aspirated (VIN Y)	
Standard Duty	DP1313	Water Pump	DP846	Water Pump	
1970 Vans P Series		L6 4.1L GAS Naturally Aspirated (VIN P)		1968 Vans G Series	
L6 4.1L GAS Naturally Aspirated (VIN N)		Water Pump	DP846	L6 3.8L GAS Naturally Aspirated (VIN S)	
Water Pump	DP846	V8 5.0L GAS Naturally Aspirated (VIN E)		Water Pump	
L6 4.8L GAS Naturally Aspirated (VIN S)		Heavy Duty	DP1331 ²⁹	L6 4.1L GAS Naturally Aspirated (VIN P)	
Water Pump	DP1073	Standard Duty	DP1313	Water Pump	
V8 5.0L GAS Naturally Aspirated (VIN A)		1969 Vans P Series		V8 5.0L GAS Naturally Aspirated (VIN E)	
Heavy Duty	DP1331 ²⁹	L6 3.8L GAS Naturally Aspirated (VIN S)		Heavy Duty	
Standard Duty	DP1313	Water Pump	DP846	Standard Duty	
V8 5.7L GAS Naturally Aspirated (VIN E)		L6 4.1L GAS Naturally Aspirated (VIN P)		1968 Vans P Series	
Heavy Duty	DP1331 ²⁹	Water Pump	DP846	L6 3.8L GAS Naturally Aspirated (VIN S)	
Standard Duty	DP1313	L6 4.8L GAS Naturally Aspirated (VIN S)		Water Pump	
		Water Pump	DP1073	L6 4.1L GAS Naturally Aspirated (VIN P)	
		V8 5.0L GAS Naturally Aspirated (VIN E)		Water Pump	
		Heavy Duty	DP1331 ²⁹		

GMC	
1968 Vans P Series	
L6 4.8L GAS Naturally Aspirated (VIN S)	
Water Pump	DP1073
V8 5.0L GAS Naturally Aspirated (VIN E)	
Heavy Duty	DP1331 ²⁹
Standard Duty	DP1313
1967 C & K Series Pickups	
L6 3.8L GAS Naturally Aspirated	
Water Pump	DP846
L6 4.1L GAS Naturally Aspirated	
Water Pump	DP846
L6 4.8L GAS Naturally Aspirated	
Water Pump	DP1073
V8 4.6L GAS Naturally Aspirated	
Heavy Duty	DP1331 ²⁹
Standard Duty	DP1313
V8 5.3L GAS Naturally Aspirated	
Heavy Duty	DP1331 ²⁹
Standard Duty	DP1313
1967 Suburban	
L6 4.1L GAS Naturally Aspirated	
Water Pump	DP846
L6 4.8L GAS Naturally Aspirated	
Water Pump	DP1073
V8 4.6L GAS Naturally Aspirated	
Heavy Duty	DP1331 ²⁹
Standard Duty	DP1313
V8 5.3L GAS Naturally Aspirated	
Heavy Duty	DP1331 ²⁹
Standard Duty	DP1313
1967 Vans G Series	
L6 3.8L GAS Naturally Aspirated	
Water Pump	DP846
L6 4.1L GAS Naturally Aspirated	
Water Pump	DP846
V8 4.6L GAS Naturally Aspirated	
Heavy Duty	DP1331 ²⁹
Standard Duty	DP1313
V8 5.4L GAS Naturally Aspirated	
Heavy Duty	DP1331 ²⁹
Standard Duty	DP1313
1967 Vans P Series	
L6 3.8L GAS Naturally Aspirated	
Water Pump	DP846
L6 4.1L GAS Naturally Aspirated	
Water Pump	DP846
L6 4.8L GAS Naturally Aspirated	
Water Pump	DP1073
V8 4.6L GAS Naturally Aspirated	
Heavy Duty	DP1331 ²⁹
Standard Duty	DP1313
1966 3000	
L6 4.8L GAS Naturally Aspirated	
Water Pump	DP1073
V8 4.6L GAS Naturally Aspirated	
Heavy Duty	DP1331 ²⁹
Standard Duty	DP1313
1966 3500	
L6 4.8L GAS Naturally Aspirated	
Water Pump	DP1073
V8 4.6L GAS Naturally Aspirated	
Heavy Duty	DP1331 ²⁹
Standard Duty	DP1313
1966 G1000 Series	
L6 3.8L GAS Naturally Aspirated	
Water Pump	DP846

GMC	
1966 PB1000 Series	
L4 2.5L GAS Naturally Aspirated	
Water Pump	DP846
L6 3.2L GAS Naturally Aspirated	
Water Pump	DP846
L6 3.8L GAS Naturally Aspirated	
Water Pump	DP846
1966 PB15 Series	
L6 4.1L GAS Naturally Aspirated	
Water Pump	DP846
L6 4.8L GAS Naturally Aspirated	
Water Pump	DP1073
1966 PB25 Series	
L6 4.1L GAS Naturally Aspirated	
Water Pump	DP846
L6 4.8L GAS Naturally Aspirated	
Water Pump	DP1073
1966 Suburban	
L6 3.8L GAS Naturally Aspirated	
Water Pump	DP846
L6 4.1L GAS Naturally Aspirated	
Water Pump	DP846
L6 4.8L GAS Naturally Aspirated	
Water Pump	DP1073
1965 1000 Series	
L6 3.8L GAS Naturally Aspirated	
Water Pump	DP846
L6 4.8L GAS Naturally Aspirated	
Water Pump	DP1073
1965 1500 Series	
L6 3.8L GAS Naturally Aspirated	
Water Pump	DP846
L6 4.8L GAS Naturally Aspirated	
Water Pump	DP1073
1965 2500 Series	
L6 3.8L GAS Naturally Aspirated	
Water Pump	DP846
L6 4.8L GAS Naturally Aspirated	
Water Pump	DP1073
1965 3000	
L6 4.8L GAS Naturally Aspirated	
Water Pump	DP1073
V8 4.6L GAS Naturally Aspirated	
Heavy Duty	DP1331 ²⁹
Standard Duty	DP1313
1965 3500	
L6 4.8L GAS Naturally Aspirated	
Water Pump	DP1073
V8 4.6L GAS Naturally Aspirated	
Heavy Duty	DP1331 ²⁹
Standard Duty	DP1313
1965 G1000 Series	
L6 3.8L GAS Naturally Aspirated	
Water Pump	DP846
1965 PB1000 Series	
L4 2.5L GAS Naturally Aspirated	
Water Pump	DP846
L6 3.8L GAS Naturally Aspirated	
Water Pump	DP846
1965 PB1500 Series	
L4 2.5L GAS Naturally Aspirated	
Water Pump	DP846
L6 3.8L GAS Naturally Aspirated	
Water Pump	DP846
L6 4.8L GAS Naturally Aspirated	
Water Pump	DP1073
1965 PB2500 Series	
L4 2.5L GAS Naturally Aspirated	
Water Pump	DP846

GMC	
1965 PB2500 Series	
L6 3.8L GAS Naturally Aspirated	
Water Pump	DP846
L6 4.8L GAS Naturally Aspirated	
Water Pump	DP1073
1965 Suburban	
L6 3.8L GAS Naturally Aspirated	
Water Pump	DP846
L6 4.8L GAS Naturally Aspirated	
Water Pump	DP1073
V8 4.6L GAS Naturally Aspirated	
Heavy Duty	DP1331 ²⁹
Standard Duty	DP1313
1964 1000 Series	
L6 3.8L GAS Naturally Aspirated	
Water Pump	DP846
1964 1500 Series	
L6 3.8L GAS Naturally Aspirated	
Water Pump	DP846
1964 2500 Series	
L6 3.8L GAS Naturally Aspirated	
Water Pump	DP846
1964 3000	
V8 4.6L GAS Naturally Aspirated	
Heavy Duty	DP1331 ²⁹
Standard Duty	DP1313
1964 3500	
V8 4.6L GAS Naturally Aspirated	
Heavy Duty	DP1331 ²⁹
Standard Duty	DP1313
1964 G1000 Series	
L6 3.8L GAS Naturally Aspirated	
Water Pump	DP846
1964 PB1000 Series	
L4 2.5L GAS Naturally Aspirated	
Water Pump	DP846
L6 3.8L GAS Naturally Aspirated	
Water Pump	DP846
1964 PB1500 Series	
L6 3.8L GAS Naturally Aspirated	
Water Pump	DP846
1964 PB2500 Series	
L6 3.8L GAS Naturally Aspirated	
Water Pump	DP846
1964 Suburban	
L6 3.8L GAS Naturally Aspirated	
Water Pump	DP846
V8 4.6L GAS Naturally Aspirated	
Heavy Duty	DP1331 ²⁹
Standard Duty	DP1313
1963 1000 Series	
L6 3.8L GAS Naturally Aspirated	
Water Pump	DP846
1963 1500 Series	
L6 3.8L GAS Naturally Aspirated	
Water Pump	DP846
1963 2500 Series	
L6 3.8L GAS Naturally Aspirated	
Water Pump	DP846
1963 PB1000 Series	
L4 2.5L GAS Naturally Aspirated	
Water Pump	DP846
L6 3.8L GAS Naturally Aspirated	
Water Pump	DP846
1963 PB1500 Series	
L6 3.8L GAS Naturally Aspirated	
Water Pump	DP846

GMC		Honda		Honda	
1963 PB2500 Series		2014 Crosstour		2011 Pilot	
L6 3.8L GAS Naturally Aspirated		V6 3.5L GAS Naturally Aspirated		V6 3.5L GAS Naturally Aspirated	
Water Pump	DP846	Water Pump	DP904 ^{11,9}	Water Pump	DP904 ^{11,9}
1963 Suburban		2014 Odyssey		2011 Ridgeline	
L4 2.5L GAS Naturally Aspirated		V6 3.5L GAS Naturally Aspirated		V6 3.5L GAS Naturally Aspirated	
Water Pump	DP846	Water Pump	DP904 ^{11,9}	Water Pump	DP904 ^{11,9}
L6 3.8L GAS Naturally Aspirated		2014 Pilot		2010 Accord	
Water Pump	DP846	V6 3.5L GAS Naturally Aspirated		L4 2.4L GAS Naturally Aspirated	
V8 4.6L GAS Naturally Aspirated		Water Pump	DP904 ^{11,9}	Water Pump	DP1441
Heavy Duty	DP1331 ²⁹	2014 Ridgeline		V6 3.5L GAS Naturally Aspirated	
Standard Duty	DP1313	V6 3.5L GAS Naturally Aspirated		Water Pump	DP904 ^{11,9}
Henry J		Water Pump	DP904 ^{11,9}	2010 Accord Crosstour	
1954 Corsair		2013 Accord		V6 3.5L GAS Naturally Aspirated	
L4 2.2L GAS Naturally Aspirated		Water Pump	DP904 ^{11,9}	2010 Civic	
Water Pump	DP1112	2013 Crosstour		L4 1.3L ELECTRIC/GAS Naturally Aspirated	
1953 Corsair		V6 3.5L GAS Naturally Aspirated		Water Pump	DP1249
L4 2.2L GAS Naturally Aspirated		Water Pump	DP904 ^{11,9}	L4 1.8L CNG Naturally Aspirated	
Water Pump	DP1112	2013 Fit		Water Pump	DP385
1952 Corsair		L4 1.5L GAS Naturally Aspirated		L4 1.8L GAS Naturally Aspirated	
L4 2.2L GAS Naturally Aspirated		Water Pump	DP3551	Water Pump	DP385
Water Pump	DP1112	2013 Pilot		2010 CR-V	
1952 Vagabond		V6 3.5L GAS Naturally Aspirated		L4 2.4L GAS Naturally Aspirated	
L4 2.2L GAS Naturally Aspirated		Water Pump	DP904 ^{11,9}	Water Pump	DP1441
Water Pump	DP1112	2013 Ridgeline		2010 Element	
1951 Deluxe		V6 3.5L GAS Naturally Aspirated		L4 2.4L GAS Naturally Aspirated	
L4 2.2L GAS Naturally Aspirated		Water Pump	DP904 ^{11,9}	Water Pump	DP462
Water Pump	DP1112	2012 Accord		2010 Fit	
1951 Standard		L4 2.4L GAS Naturally Aspirated		L4 1.5L GAS Naturally Aspirated	
L4 2.2L GAS Naturally Aspirated		Water Pump	DP1441	Water Pump	DP3551
Water Pump	DP1112	V6 3.5L GAS Naturally Aspirated		2010 Pilot	
Honda		Water Pump	DP904 ^{11,9}	V6 3.5L GAS Naturally Aspirated	
2017 Accord		2012 Crosstour		Water Pump	DP904 ^{11,9}
V6 3.5L GAS Naturally Aspirated		V6 3.5L GAS Naturally Aspirated		2010 Ridgeline	
Water Pump	DP904 ^{11,9}	Water Pump	DP904 ^{11,9}	V6 3.5L GAS Naturally Aspirated	
2017 Odyssey		2012 Fit		Water Pump	DP904 ^{11,9}
V6 3.5L GAS Naturally Aspirated		L4 1.5L GAS Naturally Aspirated		2009 Accord	
Water Pump	DP904 ^{11,9}	Water Pump	DP3551	L4 2.4L GAS Naturally Aspirated	
2017 Pilot		2012 Pilot		Water Pump	DP1441
V6 3.5L GAS Naturally Aspirated		V6 3.5L GAS Naturally Aspirated		V6 3.5L GAS Naturally Aspirated	
Water Pump	DP904 ^{11,9}	Water Pump	DP904 ^{11,9}	Water Pump	DP904 ^{11,9}
2017 Ridgeline		2012 Ridgeline		2009 Civic	
V6 3.5L GAS Naturally Aspirated		V6 3.5L GAS Naturally Aspirated		L4 1.3L ELECTRIC/GAS Naturally Aspirated	
Water Pump	DP904 ^{11,9}	Water Pump	DP904 ^{11,9}	Water Pump	DP1249
2016 Accord		2011 Accord		L4 1.8L CNG Naturally Aspirated	
V6 3.5L GAS Naturally Aspirated		L4 2.4L GAS Naturally Aspirated		Water Pump	DP385
Water Pump	DP904 ^{11,9}	V6 3.5L GAS Naturally Aspirated		L4 1.8L GAS Naturally Aspirated	
2016 Odyssey		Water Pump	DP904 ^{11,9}	Water Pump	DP385
V6 3.5L GAS Naturally Aspirated		2011 Accord Crosstour		2009 CR-V	
Water Pump	DP904 ^{11,9}	V6 3.5L GAS Naturally Aspirated		L4 2.4L GAS Naturally Aspirated	
2016 Pilot		Water Pump	DP904 ^{11,9}	Water Pump	DP462
V6 3.5L GAS Naturally Aspirated		2011 Civic		2009 Element	
Water Pump	DP904 ^{11,9}	L4 1.3L ELECTRIC/GAS Naturally Aspirated		L4 2.4L GAS Naturally Aspirated	
2015 Accord		Water Pump	DP1249	Water Pump	DP462
V6 3.5L GAS Naturally Aspirated		L4 1.8L CNG Naturally Aspirated		2009 Fit	
Water Pump	DP904 ^{11,9}	L4 1.8L GAS Naturally Aspirated		L4 1.5L GAS Naturally Aspirated	
2015 Crosstour		Water Pump	DP385	Water Pump	DP3551
V6 3.5L GAS Naturally Aspirated		2011 CR-V		2009 Pilot	
Water Pump	DP904 ^{11,9}	L4 2.4L GAS Naturally Aspirated		V6 3.5L GAS Naturally Aspirated	
2015 Odyssey		Water Pump	DP1441	Water Pump	DP904 ^{11,9}
V6 3.5L GAS Naturally Aspirated		2011 Element		2009 Ridgeline	
Water Pump	DP904 ^{11,9}	L4 2.4L GAS Naturally Aspirated		V6 3.5L GAS Naturally Aspirated	
2015 Pilot		Water Pump	DP462	Water Pump	DP904 ^{11,9}
V6 3.5L GAS Naturally Aspirated		2011 Fit		2008 Accord	
Water Pump	DP904 ^{11,9}	L4 1.5L GAS Naturally Aspirated		L4 2.4L GAS Naturally Aspirated	
2014 Accord		Water Pump	DP3551	Water Pump	DP1441
V6 3.5L GAS Naturally Aspirated		2011 Fit			
Water Pump	DP904 ^{11,9}	L4 1.5L GAS Naturally Aspirated			
		Water Pump	DP3551		

Honda	
2008 Accord	
V6 3.5L GAS Naturally Aspirated	
Water Pump	DP904 ^{11,9}
2008 Civic	
L4 1.3L ELECTRIC/GAS Naturally Aspirated	
Water Pump	DP1249
L4 1.8L CNG Naturally Aspirated	
Water Pump	DP385
L4 1.8L GAS Naturally Aspirated	
Water Pump	DP385
2008 CR-V	
L4 2.4L GAS Naturally Aspirated	
Water Pump	DP462
2008 Element	
L4 2.4L GAS Naturally Aspirated	
Water Pump	DP462
2008 Fit	
L4 1.5L GAS Naturally Aspirated	
Water Pump	DP1443
2008 Pilot	
V6 3.5L GAS Naturally Aspirated	
Water Pump	DP904 ^{11,9}
2008 Ridgeline	
V6 3.5L GAS Naturally Aspirated	
Water Pump	DP904 ^{11,9}
2007 Accord	
L4 2.4L GAS Naturally Aspirated	
Water Pump	DP462
V6 3.0L ELECTRIC/GAS Naturally Aspirated	
Water Pump	DP904 ^{11,9}
V6 3.0L GAS Naturally Aspirated	
Water Pump	DP904 ^{11,9}
2007 Civic	
L4 1.3L ELECTRIC/GAS Naturally Aspirated	
Water Pump	DP1249
L4 1.8L CNG Naturally Aspirated	
Water Pump	DP385
L4 1.8L GAS Naturally Aspirated	
Water Pump	DP385
2007 CR-V	
L4 2.4L GAS Naturally Aspirated	
Water Pump	DP462
2007 Element	
L4 2.4L GAS Naturally Aspirated	
Water Pump	DP462
2007 Fit	
L4 1.5L GAS Naturally Aspirated	
Water Pump	DP1443
2007 Pilot	
V6 3.5L GAS Naturally Aspirated	
Water Pump	DP904 ^{11,9}
2007 Ridgeline	
V6 3.5L GAS Naturally Aspirated	
Water Pump	DP904 ^{11,9}
2006 Accord	
L4 2.4L GAS Naturally Aspirated	
Water Pump	DP462
V6 3.0L ELECTRIC/GAS Naturally Aspirated	
Water Pump	DP904 ^{11,9}
V6 3.0L GAS Naturally Aspirated	
Water Pump	DP904 ^{11,9}
2006 Civic	
L4 1.3L ELECTRIC/GAS Naturally Aspirated	
Water Pump	DP1249

Honda	
2006 Civic	
L4 1.8L CNG Naturally Aspirated	
Water Pump	DP385
L4 1.8L GAS Naturally Aspirated	
Water Pump	DP385
2006 CR-V	
L4 2.4L GAS Naturally Aspirated	
Water Pump	DP413
2006 Element	
L4 2.4L GAS Naturally Aspirated	
Water Pump	DP462
2006 Pilot	
V6 3.5L GAS Naturally Aspirated	
Water Pump	DP904 ^{11,9}
2006 Ridgeline	
V6 3.5L GAS Naturally Aspirated	
Water Pump	DP904 ^{11,9}
2005 Accord	
L4 2.4L GAS Naturally Aspirated	
Water Pump	DP462
V6 3.0L ELECTRIC/GAS Naturally Aspirated	
Water Pump	DP904 ^{11,9}
V6 3.0L GAS Naturally Aspirated	
Water Pump	DP904 ^{11,9}
2005 Civic	
L4 1.3L ELECTRIC/GAS Naturally Aspirated	
Water Pump	DP1249
2005 CR-V	
L4 2.4L GAS Naturally Aspirated	
Water Pump	DP413
2005 Element	
L4 2.4L GAS Naturally Aspirated	
Water Pump	DP462
2005 Pilot	
V6 3.5L GAS Naturally Aspirated	
Water Pump	DP904 ^{11,9}
2004 Accord	
L4 2.4L GAS Naturally Aspirated	
Water Pump	DP462
V6 3.0L GAS Naturally Aspirated	
Water Pump	DP904 ^{11,9}
2004 Civic	
L4 1.3L ELECTRIC/GAS Naturally Aspirated	
Water Pump	DP1249
2004 CR-V	
L4 2.4L GAS Naturally Aspirated	
Water Pump	DP413
2004 Element	
L4 2.4L GAS Naturally Aspirated	
Water Pump	DP462
2004 Odyssey	
V6 3.5L GAS Naturally Aspirated	
Water Pump	DP909 ^{11,9}
2004 Pilot	
V6 3.5L GAS Naturally Aspirated	
Water Pump	DP909 ^{11,9}
2003 Accord	
L4 2.4L GAS Naturally Aspirated	
Water Pump	DP462
V6 3.0L GAS Naturally Aspirated	
Water Pump	DP904 ^{11,9}
2003 Civic	
L4 1.3L ELECTRIC/GAS Naturally Aspirated	
Water Pump	DP1249

Honda	
2003 CR-V	
L4 2.4L GAS Naturally Aspirated	
Water Pump	DP413
2003 Element	
L4 2.4L GAS Naturally Aspirated	
Water Pump	DP462
2003 Odyssey	
V6 3.5L GAS Naturally Aspirated	
Water Pump	DP909 ^{11,9}
2003 Pilot	
V6 3.5L GAS Naturally Aspirated	
Water Pump	DP909 ^{11,9}
2002 Accord	
L4 2.3L GAS Naturally Aspirated	
Water Pump	DP729 ^{11,9}
V6 3.0L GAS Naturally Aspirated	
Water Pump	DP909 ^{11,9}
2002 CR-V	
L4 2.4L GAS Naturally Aspirated	
Water Pump	DP413
2002 Odyssey	
V6 3.5L GAS Naturally Aspirated	
Water Pump	DP909 ^{11,9}
2002 Passport	
V6 3.2L GAS Naturally Aspirated	
Water Pump	DP919 ^{11,9}
2001 Accord	
L4 2.3L GAS Naturally Aspirated	
Water Pump	DP729 ^{11,9}
V6 3.0L GAS Naturally Aspirated	
Water Pump	DP909 ^{11,9}
2001 Civic	
L4 1.7L CNG Naturally Aspirated	
Water Pump	DP198 ^{11,9}
L4 1.7L GAS Naturally Aspirated	
Water Pump	DP198 ^{11,9}
2001 CR-V	
L4 2.0L GAS Naturally Aspirated	
Water Pump	DP238 ^{11,9}
2001 Odyssey	
V6 3.5L GAS Naturally Aspirated	
Water Pump	DP909 ^{11,9}
2001 Passport	
V6 3.2L GAS Naturally Aspirated	
Water Pump	DP919 ^{11,9}
2001 Prelude	
L4 2.2L GAS Naturally Aspirated	
Water Pump	DP556 ^{11,9}
2000 Accord	
L4 2.3L GAS Naturally Aspirated	
Water Pump	DP729 ^{11,9}
V6 3.0L GAS Naturally Aspirated	
Water Pump	DP909 ^{11,9}
2000 CR-V	
L4 2.0L GAS Naturally Aspirated	
Water Pump	DP238 ^{11,9}
2000 Odyssey	
V6 3.5L GAS Naturally Aspirated	
Water Pump	DP909 ^{11,9}
2000 Passport	
V6 3.2L GAS Naturally Aspirated	
Water Pump	DP919 ^{11,9}
2000 Prelude	
L4 2.2L GAS Naturally Aspirated	
Water Pump	DP556 ^{11,9}
1999 Accord	
L4 2.3L GAS Naturally Aspirated	
Water Pump	DP729 ^{11,9}

Honda		Honda		Honda	
1999 Accord		1996 Passport		1992 Prelude	
V6 3.0L GAS Naturally Aspirated		L4 2.6L GAS Naturally Aspirated		L4 2.2L GAS Naturally Aspirated	
Water Pump	DP909 ^{11,9}	Water Pump	DP873 ⁹	Water Pump	DP729 ^{11,9}
1999 CR-V		V6 3.2L GAS Naturally Aspirated		L4 2.3L GAS Naturally Aspirated	
L4 2.0L GAS Naturally Aspirated		Water Pump	DP913 ^{11,9}	Water Pump	DP930 ^{11,9}
Water Pump	DP238 ^{11,9}	1996 Prelude		1991 Accord	
1999 Odyssey		L4 2.3L GAS Naturally Aspirated		L4 2.2L GAS Naturally Aspirated	
V6 3.5L GAS Naturally Aspirated		Water Pump	DP930 ^{11,9}	Water Pump	DP729 ^{11,9}
Water Pump	DP909 ^{11,9}	1995 Accord		1991 Civic	
1999 Passport		L4 2.2L GAS Naturally Aspirated		L4 1.5L GAS Naturally Aspirated	
V6 3.2L GAS Naturally Aspirated		Water Pump	DP729 ^{11,9}	Water Pump	DP019 ^{11,9}
Water Pump	DP919 ^{11,9}	V6 2.7L GAS Naturally Aspirated		L4 1.6L GAS Naturally Aspirated	
1999 Prelude		Water Pump	DP928 ^{11,9}	Water Pump	DP019 ^{11,9}
L4 2.2L GAS Naturally Aspirated		1995 Civic		1991 CRX	
Water Pump	DP556 ^{11,9}	L4 1.6L GAS Naturally Aspirated		L4 1.5L GAS Naturally Aspirated	
1998 Accord		Water Pump	DP056 ^{11,9}	Water Pump	DP019 ^{11,9}
L4 2.3L GAS Naturally Aspirated		1995 Civic del Sol		L4 1.6L GAS Naturally Aspirated	
Water Pump	DP729 ^{11,9}	L4 1.5L GAS Naturally Aspirated		Water Pump	DP019 ^{11,9}
V6 3.0L GAS Naturally Aspirated		Water Pump	DP019 ^{11,9}	1991 Prelude	
Water Pump	DP909 ^{11,9}	1995 Odyssey		L4 2.0L GAS Naturally Aspirated	
1998 Civic		L4 2.2L GAS Naturally Aspirated		Water Pump	DP943 ^{11,9}
L4 1.6L CNG Naturally Aspirated		Water Pump	DP729 ^{11,9}	L4 2.1L GAS Naturally Aspirated	
Water Pump	DP059 ^{11,9}	1995 Passport		Water Pump	DP943 ^{11,9}
L4 1.6L GAS Naturally Aspirated		L4 2.6L GAS Naturally Aspirated		1990 Accord	
Water Pump	DP059 ^{11,9}	Water Pump	DP873 ⁹	L4 2.2L GAS Naturally Aspirated	
1998 CR-V		V6 3.2L GAS Naturally Aspirated		Water Pump	DP729 ^{11,9}
L4 2.0L GAS Naturally Aspirated		Water Pump	DP913 ^{11,9}	1990 Civic	
Water Pump	DP238 ^{11,9}	1995 Prelude		L4 1.5L GAS Naturally Aspirated	
1998 Odyssey		L4 2.3L GAS Naturally Aspirated		Water Pump	DP019 ^{11,9}
L4 2.3L GAS Naturally Aspirated		Water Pump	DP930 ^{11,9}	L4 1.6L GAS Naturally Aspirated	
Water Pump	DP729 ^{11,9}	1994 Accord		Water Pump	DP019 ^{11,9}
1998 Passport		L4 2.2L GAS Naturally Aspirated		1990 CRX	
V6 3.2L GAS Naturally Aspirated		Water Pump	DP729 ^{11,9}	L4 1.5L GAS Naturally Aspirated	
Water Pump	DP919 ^{11,9}	1994 Civic		Water Pump	DP019 ^{11,9}
1998 Prelude		L4 1.6L GAS Naturally Aspirated		L4 1.6L GAS Naturally Aspirated	
L4 2.2L GAS Naturally Aspirated		Water Pump	DP056 ^{11,9}	Water Pump	DP019 ^{11,9}
Water Pump	DP556 ^{11,9}	1994 Civic del Sol		1990 Prelude	
1997 Accord		L4 1.5L GAS Naturally Aspirated		L4 2.1L GAS Naturally Aspirated	
L4 2.2L GAS Naturally Aspirated		Water Pump	DP019 ^{11,9}	Water Pump	DP943 ^{11,9}
Water Pump	DP729 ^{11,9}	1994 Passport		1989 Accord	
V6 2.7L GAS Naturally Aspirated		L4 2.6L GAS Naturally Aspirated		L4 2.0L GAS Naturally Aspirated	
Water Pump	DP928 ^{11,9}	Water Pump	DP873 ⁹	Water Pump	DP872 ⁹
1997 Civic		V6 3.2L GAS Naturally Aspirated		1989 Civic	
L4 1.6L GAS Naturally Aspirated		Water Pump	DP913 ^{11,9}	L4 1.5L GAS Naturally Aspirated	
Water Pump	DP059 ^{11,9}	1994 Prelude		Water Pump	DP019 ^{11,9}
1997 CR-V		L4 2.3L GAS Naturally Aspirated		L4 1.6L GAS Naturally Aspirated	
L4 2.0L GAS Naturally Aspirated		Water Pump	DP930 ^{11,9}	Water Pump	DP019 ^{11,9}
Water Pump	DP238 ^{11,9}	1993 Accord		1989 CRX	
1997 Odyssey		L4 2.2L GAS Naturally Aspirated		L4 1.5L GAS Naturally Aspirated	
L4 2.2L GAS Naturally Aspirated		Water Pump	DP729 ^{11,9}	Water Pump	DP019 ^{11,9}
Water Pump	DP729 ^{11,9}	1993 Civic		L4 1.6L GAS Naturally Aspirated	
1997 Passport		L4 1.6L GAS Naturally Aspirated		Water Pump	DP019 ^{11,9}
V6 3.2L GAS Naturally Aspirated		Water Pump	DP056 ^{11,9}	1988 Accord	
Water Pump	DP913 ^{11,9}	1993 Civic del Sol		L4 2.0L GAS Naturally Aspirated	
1997 Prelude		L4 1.5L GAS Naturally Aspirated		Water Pump	DP872 ⁹
L4 2.2L GAS Naturally Aspirated		Water Pump	DP019 ^{11,9}	1988 CRX	
Water Pump	DP556 ^{11,9}	L4 1.6L GAS Naturally Aspirated		L4 1.5L GAS Naturally Aspirated	
1996 Accord		Water Pump	DP056 ^{11,9}	Water Pump	DP019 ^{11,9}
L4 2.2L GAS Naturally Aspirated		1993 Prelude		L4 1.6L GAS Naturally Aspirated	
Water Pump	DP729 ^{11,9}	L4 2.3L GAS Naturally Aspirated		Water Pump	DP019 ^{11,9}
V6 2.7L GAS Naturally Aspirated		Water Pump	DP930 ^{11,9}	1987 Accord	
Water Pump	DP928 ^{11,9}	1992 Accord		L4 2.0L GAS Naturally Aspirated	
1996 Civic		L4 2.2L GAS Naturally Aspirated		Water Pump	DP872 ⁹
L4 1.6L GAS Naturally Aspirated		Water Pump	DP729 ^{11,9}	1987 Civic	
Water Pump	DP059 ^{11,9}	1992 Civic		L4 1.3L GAS Naturally Aspirated	
1996 Odyssey		L4 1.6L GAS Naturally Aspirated		Water Pump	DP946 ^{11,9}
L4 2.2L GAS Naturally Aspirated		Water Pump	DP056 ^{11,9}	L4 1.5L GAS Naturally Aspirated	
Water Pump	DP729 ^{11,9}			Water Pump	DP946 ^{11,9}

Honda	
1987 Prelude	
L4 1.8L GAS Naturally Aspirated	
Water Pump	DP1099 ⁹
1987 Civic	
L4 1.5L GAS Naturally Aspirated	
Water Pump	DP872 ⁹
1987 Wagovan	
L4 1.5L GAS Naturally Aspirated	
Water Pump	DP946 ^{11,9}
1986 Accord	
L4 2.0L GAS Naturally Aspirated	
Water Pump	DP872 ⁹
1986 Civic	
L4 1.3L GAS Naturally Aspirated	
Water Pump	DP946 ^{11,9}
1986 Civic	
L4 1.5L GAS Naturally Aspirated	
Water Pump	DP946 ^{11,9}
1986 Prelude	
L4 1.8L GAS Naturally Aspirated	
Water Pump	DP1099 ⁹
1986 Civic	
L4 2.0L GAS Naturally Aspirated	
Water Pump	DP872 ⁹
1986 Wagovan	
L4 1.5L GAS Naturally Aspirated	
Water Pump	DP946 ^{11,9}
1985 Accord	
L4 1.8L GAS Naturally Aspirated	
Water Pump	DP1099 ⁹
1985 Civic	
L4 1.3L GAS Naturally Aspirated	
Water Pump	DP946 ^{11,9}
1985 Civic	
L4 1.5L GAS Naturally Aspirated	
Water Pump	DP946 ^{11,9}
1985 Prelude	
L4 1.8L GAS Naturally Aspirated	
Water Pump	DP1099 ⁹
1985 Civic	
L4 2.0L GAS Naturally Aspirated	
Water Pump	DP872 ^{11,9}
1984 Civic	
L4 1.3L GAS Naturally Aspirated	
Water Pump	DP946 ^{11,9}
1984 Civic	
L4 1.5L GAS Naturally Aspirated	
Water Pump	DP946 ^{11,9}
1984 Prelude	
L4 1.8L GAS Naturally Aspirated	
Water Pump	DP1099 ⁹
1984 Wagovan	
L4 1.5L GAS Naturally Aspirated	
Water Pump	DP946
1983 Accord	
L4 1.8L GAS Naturally Aspirated	
Water Pump	DP1108 ⁹
1983 Civic	
L4 1.5L GAS Naturally Aspirated	
Water Pump	DP1108 ^{11,9}
1983 Prelude	
L4 1.8L GAS Naturally Aspirated	
Water Pump	DP1099 ^{11,9}
1982 Accord	
L4 1.8L GAS Naturally Aspirated	
Water Pump	DP1108 ⁹
1982 Civic	
L4 1.5L GAS Naturally Aspirated	
Water Pump	DP1108 ^{11,9}
Water Pump3 Door; 5 Door	DP1108
1982 Prelude	
L4 1.8L GAS Naturally Aspirated	
Water Pump	DP1108 ⁹

Honda	
1981 Civic	
L4 1.5L GAS Naturally Aspirated	
Water Pump	DP1108 ^{11,9}
1980 Civic	
L4 1.5L GAS Naturally Aspirated	
Water Pump	DP1108 ^{11,9}
Hummer	
2010 H3	
L5 3.7L GAS Naturally Aspirated (VIN E)	
Water Pump	DP965 ^{27,28}
V8 5.3L FLEX Naturally Aspirated (VIN P)	
Water Pump	DP990 ^{27,28}
V8 5.3L GAS Naturally Aspirated (VIN P)	
Water Pump	DP990 ^{27,28}
2010 H3T	
L5 3.7L GAS Naturally Aspirated (VIN E)	
Water Pump	DP965 ^{27,28}
V8 5.3L FLEX Naturally Aspirated (VIN P)	
Water Pump	DP990 ^{27,28}
V8 5.3L GAS Naturally Aspirated (VIN P)	
Water Pump	DP990 ^{27,28}
2009 H2	
V8 6.2L FLEX Naturally Aspirated (VIN 2)	
Water Pump	DP990 ^{27,28}
2009 H3	
L5 3.7L GAS Naturally Aspirated (VIN E)	
Water Pump	DP965 ^{27,28}
V8 5.3L GAS Naturally Aspirated (VIN L)	
Water Pump	DP990 ^{27,28}
2009 H3T	
L5 3.7L GAS Naturally Aspirated (VIN E)	
Water Pump	DP965 ^{27,28}
V8 5.3L GAS Naturally Aspirated (VIN L)	
Water Pump	DP990 ^{27,28}
2008 H2	
V8 6.2L GAS Naturally Aspirated (VIN 8)	
Water Pump	DP990 ^{27,28}
2008 H3	
L5 3.7L GAS Naturally Aspirated (VIN E)	
Water Pump	DP965 ^{27,28}
V8 5.3L GAS Naturally Aspirated (VIN L)	
Water Pump	DP990 ^{27,28}
2007 H2	
V8 6.0L GAS Naturally Aspirated (VIN U)	
Water Pump	DP990 ^{27,28}
2007 H3	
L5 3.7L GAS Naturally Aspirated (VIN E)	
Water Pump	DP965 ^{27,28}
2006 H1	
V8 6.6L DIESEL Turbocharged (VIN 3)	
Water Pump	DP807
2006 H2	
V8 6.0L GAS Naturally Aspirated (VIN U)	
Water Pump	DP998 ^{27,28}
2006 H3	
L5 3.5L GAS Naturally Aspirated (VIN 6)	
Water Pump	DP965 ^{27,28}
2005 H2	
V8 6.0L GAS Naturally Aspirated (VIN U)	
Water Pump	DP998 ^{27,28}
2004 H1	
V8 6.5L DIESEL Turbocharged (VIN F)	
Water Pump	DP1039
2004 H2	
V8 6.0L GAS Naturally Aspirated (VIN U)	
Water Pump	DP998 ^{27,28}
2003 H1	
V8 6.5L DIESEL Turbocharged (VIN F)	
Water Pump	DP1039

Hummer	
2002 H1	
V8 6.5L DIESEL Turbocharged (VIN F)	
Water Pump	DP1039
Hyundai	
2017 Accent	
L4 1.6L GAS Naturally Aspirated (VIN E)	
Water Pump	DP346
2017 Elantra	
L4 1.6L GAS Turbocharged (VIN B)	
Water Pump	DP346
2017 Santa Fe	
V6 3.3L GAS Naturally Aspirated (VIN F)	
Water Pump	DP1227
2017 Santa Fe XL	
V6 3.3L GAS Naturally Aspirated (VIN F)	
Water Pump	DP1227
2017 Sonata	
L4 1.6L GAS Turbocharged (VIN A)	
Water Pump	DP346
2017 Tucson	
L4 1.6L GAS Turbocharged (VIN 2)	
Water Pump	DP346
2017 Veloster	
L4 1.6L GAS Naturally Aspirated (VIN D)	
Water Pump	DP346
L4 1.6L GAS Turbocharged (VIN E)	
Water Pump	DP346
2016 Accent	
L4 1.6L GAS Naturally Aspirated (VIN E)	
Water Pump	DP346
2016 Genesis	
V6 3.8L GAS Naturally Aspirated (VIN E)	
Water Pump	DP1227
2016 Santa Fe XL	
V6 3.3L GAS Naturally Aspirated (VIN F)	
Water Pump	DP1227
2016 Sonata	
L4 1.6L GAS Turbocharged (VIN A)	
Water Pump	DP346
2016 Tucson	
L4 1.6L GAS Turbocharged (VIN 2)	
Water Pump	DP346
2016 Veloster	
L4 1.6L GAS Naturally Aspirated (VIN D)	
Water Pump	DP346
L4 1.6L GAS Turbocharged (VIN E)	
Water Pump	DP346
2015 Accent	
L4 1.6L GAS Naturally Aspirated (VIN E)	
Water Pump	DP346
2015 Azera	
V6 3.3L GAS Naturally Aspirated (VIN G)	
Water Pump	DP1227
2015 Genesis	
V6 3.8L GAS Naturally Aspirated (VIN E)	
Water Pump	DP1227
2015 Genesis Coupe	
V6 3.8L GAS Naturally Aspirated (VIN J)	
Water Pump	DP1227
2015 Santa Fe	
V6 3.3L GAS Naturally Aspirated (VIN F)	
Water Pump	DP1227
2015 Santa Fe XL	
V6 3.3L GAS Naturally Aspirated (VIN F)	
Water Pump	DP1227
2015 Sonata	
L4 1.6L GAS Turbocharged (VIN A)	
Water Pump	DP346

Hyundai		Hyundai		Hyundai	
2015 Veloster		2011 Azera		2009 Santa Fe	
L4 1.6L GAS Naturally Aspirated (VIN D)		V6 3.8L GAS Naturally Aspirated (VIN F)		V6 2.7L GAS Naturally Aspirated (VIN D)	
Water Pump	DP346	Water Pump	DP1227	Water Pump	DP1220 ^{11,9}
L4 1.6L GAS Turbocharged (VIN E)		2011 Elantra		V6 3.3L GAS Naturally Aspirated (VIN E)	
Water Pump	DP346	L4 2.0L GAS Naturally Aspirated (VIN E)		Water Pump	
2014 Accent		Water Pump		DP356 ⁹	
L4 1.6L GAS Naturally Aspirated (VIN E)		2011 Genesis		2009 Sonata	
Water Pump	DP346	V6 3.8L GAS Naturally Aspirated (VIN E)		L4 2.4L GAS Naturally Aspirated (VIN C)	
2014 Genesis		Water Pump		DP738	
V6 3.8L GAS Naturally Aspirated (VIN D)		2011 Genesis Coupe		V6 3.3L GAS Naturally Aspirated (VIN F)	
Water Pump	DP1227	V6 3.8L GAS Naturally Aspirated (VIN H)		Water Pump	
2014 Genesis Coupe		Water Pump		DP1227	
V6 3.8L GAS Naturally Aspirated (VIN J)		2011 Santa Fe		2009 Tucson	
Water Pump	DP1227	L4 2.4L GAS Naturally Aspirated (VIN B)		L4 2.0L GAS Naturally Aspirated (VIN B)	
2014 Santa Fe		Water Pump		DP356 ⁹	
V6 3.3L GAS Naturally Aspirated (VIN F)		V6 3.5L GAS Naturally Aspirated (VIN G)		V6 2.7L GAS Naturally Aspirated (VIN D)	
Water Pump	DP1227	Water Pump		DP440 ^{11,9}	
2014 Santa Fe XL		2011 Tucson		2009 Veracruz	
V6 3.3L GAS Naturally Aspirated (VIN F)		L4 2.0L GAS Naturally Aspirated (VIN B)		V6 3.8L GAS Naturally Aspirated (VIN C)	
Water Pump	DP1227	Water Pump		DP1227	
2014 Veloster		L4 2.4L GAS Naturally Aspirated (VIN C)		2008 Accent	
L4 1.6L GAS Naturally Aspirated (VIN D)		Water Pump		L4 1.6L GAS Naturally Aspirated (VIN C)	
Water Pump	DP346	2011 Veracruz		Water Pump	
L4 1.6L GAS Turbocharged (VIN E)		V6 3.8L GAS Naturally Aspirated (VIN C)		DP346 ⁹	
Water Pump	DP346	Water Pump		2008 Azera	
2013 Accent		2010 Accent		V6 3.3L GAS Naturally Aspirated (VIN D)	
L4 1.6L GAS Naturally Aspirated (VIN E)		L4 1.6L GAS Naturally Aspirated (VIN C)		Water Pump	
Water Pump	DP346	Water Pump		DP1227	
2013 Santa Fe XL		2010 Elantra		V6 3.8L GAS Naturally Aspirated (VIN F)	
V6 3.3L GAS Naturally Aspirated (VIN F)		L4 2.0L GAS Naturally Aspirated (VIN D)		Water Pump	
Water Pump	DP1227	Water Pump		DP356 ⁹	
2013 Veloster		L4 2.0L GAS Naturally Aspirated (VIN E)		2008 Elantra	
L4 1.6L GAS Naturally Aspirated (VIN D)		Water Pump		L4 2.0L GAS Naturally Aspirated (VIN D)	
Water Pump	DP346	2010 Genesis		Water Pump	
L4 1.6L GAS Turbocharged (VIN E)		V6 3.8L GAS Naturally Aspirated (VIN E)		DP356 ⁹	
Water Pump	DP346	Water Pump		2008 Entourage	
2012 Accent		2010 Genesis Coupe		V6 3.8L GAS Naturally Aspirated (VIN 3)	
L4 1.6L GAS Naturally Aspirated (VIN E)		V6 3.8L GAS Naturally Aspirated (VIN H)		Water Pump	
Water Pump	DP346	Water Pump		DP1227	
2012 Azera		2010 Santa Fe		2008 Santa Fe	
V6 3.3L GAS Naturally Aspirated (VIN G)		L4 2.4L GAS Naturally Aspirated (VIN B)		V6 2.7L GAS Naturally Aspirated (VIN D)	
Water Pump	DP1227	Water Pump		DP1220 ^{11,9}	
2012 Elantra		V6 3.5L GAS Naturally Aspirated (VIN G)		V6 3.3L GAS Naturally Aspirated (VIN E)	
L4 2.0L GAS Naturally Aspirated (VIN E)		Water Pump		DP1227	
Water Pump	DP356 ⁹	2010 Sonata		2008 Sonata	
2012 Genesis		L4 2.4L GAS Naturally Aspirated (VIN C)		L4 2.4L GAS Naturally Aspirated (VIN C)	
V6 3.8L GAS Naturally Aspirated (VIN D)		Water Pump		DP738	
Water Pump	DP1227	V6 3.3L GAS Naturally Aspirated (VIN F)		V6 3.3L GAS Naturally Aspirated (VIN F)	
2012 Genesis Coupe		Water Pump		DP1227	
V6 3.8L GAS Naturally Aspirated (VIN H)		2010 Tucson		2008 Tiburon	
Water Pump	DP1227	L4 2.4L GAS Naturally Aspirated (VIN C)		L4 2.0L GAS Naturally Aspirated (VIN D)	
2012 Santa Fe		Water Pump		DP356 ⁹	
L4 2.4L GAS Naturally Aspirated (VIN B)		2009 Accent		V6 2.7L GAS Naturally Aspirated (VIN F)	
Water Pump	DP738	L4 1.6L GAS Naturally Aspirated (VIN C)		Water Pump	
V6 3.5L GAS Naturally Aspirated (VIN G)		Water Pump		DP440 ^{11,9}	
Water Pump	DP1227	2009 Azera		2008 Tucson	
2012 Veloster		V6 3.3L GAS Naturally Aspirated (VIN D)		L4 2.0L GAS Naturally Aspirated (VIN B)	
L4 1.6L GAS Naturally Aspirated (VIN D)		Water Pump		DP356 ⁹	
Water Pump	DP346	V6 3.8L GAS Naturally Aspirated (VIN F)		V6 2.7L GAS Naturally Aspirated (VIN D)	
2012 Veracruz		Water Pump		DP440 ^{11,9}	
V6 3.8L GAS Naturally Aspirated (VIN C)		2009 Elantra		2008 Veracruz	
Water Pump	DP1227	L4 2.0L GAS Naturally Aspirated (VIN D)		V6 3.8L GAS Naturally Aspirated (VIN C)	
2011 Accent		Water Pump		Water Pump	
L4 1.6L GAS Naturally Aspirated (VIN C)		L4 2.0L GAS Naturally Aspirated (VIN E)		DP1227	
Water Pump	DP346 ⁹	Water Pump		2007 Accent	
2011 Azera		2009 Genesis		L4 1.6L GAS Naturally Aspirated (VIN C)	
V6 3.3L GAS Naturally Aspirated (VIN D)		V6 3.8L GAS Naturally Aspirated (VIN E)		Water Pump	
Water Pump	DP1227	Water Pump		DP346 ⁹	

Hyundai	
2007 Sonata	
L4 2.4L GAS Naturally Aspirated (VIN C)	
Water Pump	DP738
2007 Tiburon	
L4 2.0L GAS Naturally Aspirated (VIN D)	
Water Pump	DP356 ⁹
V6 2.7L GAS Naturally Aspirated (VIN F)	
Water Pump	DP440 ^{11,9}
2007 Tucson	
L4 2.0L GAS Naturally Aspirated (VIN B)	
Water Pump	DP356 ⁹
V6 2.7L GAS Naturally Aspirated (VIN D)	
Water Pump	DP440 ^{11,9}
2007 Veracruz	
V6 3.8L GAS Naturally Aspirated (VIN C)	
Water Pump	DP1227
2006 Accent	
L4 1.6L GAS Naturally Aspirated (VIN C)	
Water Pump	DP346 ⁹
2006 Elantra	
L4 2.0L GAS Naturally Aspirated (VIN D)	
Water Pump	DP356 ⁹
2006 Santa Fe	
L4 2.4L GAS Naturally Aspirated	
Water Pump	DP4501 ⁹
V6 2.7L GAS Naturally Aspirated (VIN D)	
Water Pump	DP440 ^{11,9}
2006 Sonata	
L4 2.4L GAS Naturally Aspirated (VIN C)	
Water Pump	DP738
V6 3.3L GAS Naturally Aspirated (VIN F)	
Water Pump	DP1227
2006 Tiburon	
L4 2.0L GAS Naturally Aspirated (VIN D)	
Water Pump	DP356 ⁹
V6 2.7L GAS Naturally Aspirated (VIN F)	
Water Pump	DP440 ^{11,9}
2006 Tucson	
L4 2.0L GAS Naturally Aspirated (VIN B)	
Water Pump	DP356 ⁹
V6 2.7L GAS Naturally Aspirated (VIN D)	
Water Pump	DP440 ^{11,9}
2005 Accent	
L4 1.6L GAS Naturally Aspirated (VIN C)	
Water Pump	DP346 ⁹
2005 Elantra	
L4 2.0L GAS Naturally Aspirated	
Water Pump	DP356 ⁹
2005 Santa Fe	
L4 2.4L GAS Naturally Aspirated	
Water Pump	DP4501 ⁹
V6 2.7L GAS Naturally Aspirated	
Water Pump	DP440 ^{11,9}
2005 Sonata	
L4 2.4L GAS Naturally Aspirated	
Water Pump	DP4501 ⁹
V6 2.7L GAS Naturally Aspirated	
Water Pump	DP440 ^{11,9}
2005 Tiburon	
L4 2.0L GAS Naturally Aspirated	
Water Pump	DP356 ⁹
V6 2.7L GAS Naturally Aspirated	
Water Pump	DP440 ^{11,9}
2005 Tucson	
L4 2.0L GAS Naturally Aspirated	
Water Pump	DP356 ⁹
V6 2.7L GAS Naturally Aspirated	
Water Pump	DP440 ^{11,9}

Hyundai	
2004 Accent	
L4 1.6L GAS Naturally Aspirated (VIN C)	
Water Pump	DP346 ⁹
2004 Elantra	
L4 2.0L GAS Naturally Aspirated	
Water Pump	DP356 ⁹
2004 Santa Fe	
L4 2.4L GAS Naturally Aspirated	
Water Pump	DP4501 ⁹
V6 2.7L GAS Naturally Aspirated	
Water Pump	DP440 ^{11,9}
2004 Sonata	
L4 2.4L GAS Naturally Aspirated	
Water Pump	DP4501 ⁹
V6 2.7L GAS Naturally Aspirated	
Water Pump	DP440 ^{11,9}
2004 Tiburon	
L4 2.0L GAS Naturally Aspirated	
Water Pump	DP356 ⁹
V6 2.7L GAS Naturally Aspirated	
Water Pump	DP440 ^{11,9}
2003 Accent	
L4 1.5L GAS Naturally Aspirated (VIN N)	
Water Pump	DP367 ⁹
L4 1.6L GAS Naturally Aspirated (VIN C)	
Water Pump	DP346 ⁹
2003 Elantra	
L4 2.0L GAS Naturally Aspirated	
Water Pump	DP356 ⁹
2003 Santa Fe	
L4 2.4L GAS Naturally Aspirated	
Water Pump	DP4501 ⁹
V6 2.7L GAS Naturally Aspirated	
Water Pump	DP440 ^{11,9}
2003 Sonata	
L4 2.4L GAS Naturally Aspirated (VIN S)	
Water Pump	DP4501 ⁹
V6 2.7L GAS Naturally Aspirated	
Water Pump	DP440 ^{11,9}
2003 Tiburon	
L4 2.0L GAS Naturally Aspirated	
Water Pump	DP356 ⁹
V6 2.7L GAS Naturally Aspirated	
Water Pump	DP440 ^{11,9}
2002 Accent	
L4 1.5L GAS Naturally Aspirated (VIN G)	
Water Pump	DP367 ⁹
2002 Elantra	
L4 2.0L GAS Naturally Aspirated	
Water Pump	DP356 ⁹
2002 Santa Fe	
L4 2.4L GAS Naturally Aspirated	
Water Pump	DP4501 ⁹
V6 2.7L GAS Naturally Aspirated	
Water Pump	DP440 ^{11,9}
2002 Sonata	
L4 2.4L GAS Naturally Aspirated (VIN S)	
Water Pump	DP4501 ⁹
V6 2.7L GAS Naturally Aspirated	
Water Pump	DP440 ^{11,9}
2001 Accent	
L4 1.6L GAS Naturally Aspirated (VIN C)	
Water Pump	DP346 ⁹
2001 Elantra	
L4 2.0L GAS Naturally Aspirated	
Water Pump	DP356 ⁹
2001 Santa Fe	
L4 2.4L GAS Naturally Aspirated	
Water Pump	DP4501 ⁹

Hyundai	
2001 Santa Fe	
V6 2.7L GAS Naturally Aspirated	
Water Pump	DP440 ^{11,9}
2001 Sonata	
L4 2.4L GAS Naturally Aspirated (VIN S)	
Water Pump	DP4501 ⁹
V6 2.5L GAS Naturally Aspirated (VIN V)	
Water Pump	DP440 ^{11,9}
2001 Tiburon	
L4 2.0L GAS Naturally Aspirated (VIN F)	
Water Pump	DP356 ⁹
2000 Accent	
L4 1.5L GAS Naturally Aspirated (VIN G)	
Water Pump	DP367 ⁹
2000 Elantra	
L4 2.0L GAS Naturally Aspirated	
Water Pump	DP356 ⁹
2000 Sonata	
L4 2.4L GAS Naturally Aspirated (VIN S)	
Water Pump	DP4501 ⁹
V6 2.5L GAS Naturally Aspirated (VIN V)	
Water Pump	DP440 ^{11,9}
2000 Tiburon	
L4 2.0L GAS Naturally Aspirated (VIN F)	
Water Pump	DP356 ⁹
1999 Accent	
L4 1.5L GAS Naturally Aspirated (VIN N)	
Water Pump	DP367 ⁹
1999 Sonata	
L4 2.4L GAS Naturally Aspirated (VIN S)	
Water Pump	DP4501 ⁹
V6 2.5L GAS Naturally Aspirated (VIN V)	
Water Pump	DP440 ^{11,9}
1998 Accent	
L4 1.5L GAS Naturally Aspirated (VIN N)	
Water Pump	DP367 ⁹
1998 Elantra	
L4 1.8L GAS Naturally Aspirated (VIN M)	
Water Pump	DP356 ⁹
1998 Sonata	
L4 2.0L GAS Naturally Aspirated (VIN F)	
Water Pump	DP591 ⁹
1998 Tiburon	
L4 2.0L GAS Naturally Aspirated (VIN F)	
Water Pump	DP356 ⁹
1997 Elantra	
L4 1.8L GAS Naturally Aspirated (VIN M)	
Water Pump	DP356 ⁹
1997 Sonata	
L4 2.0L GAS Naturally Aspirated (VIN F)	
Water Pump	DP591 ⁹
1997 Tiburon	
L4 1.8L GAS Naturally Aspirated (VIN M)	
Water Pump	DP356 ⁹
L4 2.0L GAS Naturally Aspirated (VIN F)	
Water Pump	DP356 ⁹
1996 Elantra	
L4 1.8L GAS Naturally Aspirated (VIN M)	
Water Pump	DP356 ⁹
1996 Sonata	
L4 2.0L GAS Naturally Aspirated (VIN F)	
Water Pump	DP591 ⁹
1995 Accent	
L4 1.5L GAS Naturally Aspirated (VIN N)	
Water Pump	DP367 ⁹
1995 Elantra	
L4 1.8L GAS Naturally Aspirated (VIN M)	
Water Pump	DP591 ⁹

Hyundai		Hyundai		Infiniti	
1995 Scoupe		1986 Pony		2013 QX56	
L4 1.5L GAS Naturally Aspirated (VIN J)		L4 1.5L GAS Naturally Aspirated (VIN K)		V8 5.6L GAS Naturally Aspirated	
Water Pump	DP367 ⁹	Water Pump	DP367	Water Pump	DP860
L4 1.5L GAS Turbocharged (VIN N)		Infiniti		2012 EX35	
Water Pump	DP367 ⁹	2017 Q70		V6 3.5L GAS Naturally Aspirated	
1995 Sonata		V8 5.6L GAS Naturally Aspirated		Water Pump	DP1004
L4 2.0L GAS Naturally Aspirated (VIN F)		Water Pump	DP860	2012 FX35	
Water Pump	DP591 ⁹	2017 Q70L		V6 3.5L GAS Naturally Aspirated	
1994 Elantra		V8 5.6L GAS Naturally Aspirated		Water Pump	DP1004
L4 1.8L GAS Naturally Aspirated (VIN M)		Water Pump	DP860	2012 FX50	
Water Pump	DP591 ⁹	2017 QX80		V8 5.0L GAS Naturally Aspirated	
1994 Excel		V8 5.6L GAS Naturally Aspirated		Water Pump	DP860
L4 1.5L GAS Naturally Aspirated (VIN J)		Water Pump	DP860	2012 G25	
Water Pump	DP367 ⁹	2016 Q70		V6 2.5L GAS Naturally Aspirated	
1994 Scoupe		V8 5.6L GAS Naturally Aspirated		Water Pump	DP1118
L4 1.5L GAS Naturally Aspirated (VIN J)		Water Pump	DP860	2012 G37	
Water Pump	DP367 ⁹	2016 Q70L		V6 3.7L GAS Naturally Aspirated	
L4 1.5L GAS Turbocharged (VIN N)		V8 5.6L GAS Naturally Aspirated		Water Pump	DP1004
Water Pump	DP367 ⁹	Water Pump	DP860	2012 M35h	
1994 Sonata		2016 QX60		V6 3.5L ELECTRIC/GAS Naturally Aspirated	
L4 2.0L GAS Naturally Aspirated (VIN F)		V6 3.5L GAS Naturally Aspirated		Water Pump	DP1004
Water Pump	DP591 ⁹	Water Pump	DP1118	2012 M37	
1993 Elantra		2016 QX80		V6 3.7L GAS Naturally Aspirated	
L4 1.8L GAS Naturally Aspirated (VIN M)		V8 5.6L GAS Naturally Aspirated		Water Pump	DP1004
Water Pump	DP591 ⁹	Water Pump	DP860	2012 M56	
1993 Excel		2015 Q70		V8 5.6L GAS Naturally Aspirated	
L4 1.5L GAS Naturally Aspirated (VIN J)		V8 5.6L GAS Naturally Aspirated		Water Pump	DP860
Water Pump	DP367 ⁹	Water Pump	DP860	2012 QX56	
1993 Scoupe		2015 Q70L		V8 5.6L GAS Naturally Aspirated	
L4 1.5L GAS Naturally Aspirated (VIN J)		V8 5.6L GAS Naturally Aspirated		Water Pump	DP860
Water Pump	DP367 ⁹	2015 QX60		2011 EX35	
L4 1.5L GAS Turbocharged (VIN N)		V6 3.5L GAS Naturally Aspirated		V6 3.5L GAS Naturally Aspirated	
Water Pump	DP367 ⁹	Water Pump	DP1118	Water Pump	DP1004
1993 Sonata		2015 QX80		2011 FX35	
L4 2.0L GAS Naturally Aspirated (VIN F)		V8 5.6L GAS Naturally Aspirated		V6 3.5L GAS Naturally Aspirated	
Water Pump	DP591 ⁹	Water Pump	DP860	Water Pump	DP1004
1992 Excel		2014 Q70		2011 FX50	
L4 1.5L GAS Naturally Aspirated (VIN J)		V8 5.6L GAS Naturally Aspirated		V8 5.0L GAS Naturally Aspirated	
Water Pump	DP367 ⁹	Water Pump	DP860	Water Pump	DP860
1992 Scoupe		2014 QX60		2011 G25	
L4 1.5L GAS Naturally Aspirated (VIN J)		V6 3.5L GAS Naturally Aspirated		V6 2.5L GAS Naturally Aspirated	
Water Pump	DP367 ⁹	Water Pump	DP1118	Water Pump	DP1118
1992 Sonata		2014 QX70		2011 G37	
L4 2.0L GAS Naturally Aspirated (VIN F)		V8 5.0L GAS Naturally Aspirated		V6 3.7L GAS Naturally Aspirated	
Water Pump	DP591 ⁹	Water Pump	DP860	Water Pump	DP1004
1991 Excel		2014 QX80		2011 M37	
L4 1.5L GAS Naturally Aspirated (VIN J)		V8 5.6L GAS Naturally Aspirated		V6 3.7L GAS Naturally Aspirated	
Water Pump	DP367 ⁹	Water Pump	DP860	Water Pump	DP1004
1991 Scoupe		2013 FX50		2011 M56	
L4 1.5L GAS Naturally Aspirated (VIN J)		V8 5.0L GAS Naturally Aspirated		V8 5.6L GAS Naturally Aspirated	
Water Pump	DP367 ⁹	Water Pump	DP860	Water Pump	DP860
1990 Excel		2013 G37		2011 QX56	
L4 1.5L GAS Naturally Aspirated (VIN J)		V6 3.7L GAS Naturally Aspirated		V8 5.6L GAS Naturally Aspirated	
Water Pump	DP367 ⁹	Water Pump	DP1004	Water Pump	DP860
1989 Excel		2013 JX35		2010 EX35	
L4 1.5L GAS Naturally Aspirated (VIN J)		V6 3.5L GAS Naturally Aspirated		V6 3.5L GAS Naturally Aspirated	
Water Pump	DP367 ⁹	Water Pump	DP1118	Water Pump	DP1004
1988 Excel		2013 M35h		2010 FX35	
L4 1.5L GAS Naturally Aspirated (VIN J)		V6 3.5L ELECTRIC/GAS Naturally Aspirated		V6 3.5L GAS Naturally Aspirated	
Water Pump	DP367 ⁹	Water Pump	DP1004	Water Pump	DP1004
1987 Excel		2013 M37		2010 FX50	
L4 1.5L GAS Naturally Aspirated (VIN J)		V6 3.7L GAS Naturally Aspirated		V8 5.0L GAS Naturally Aspirated	
Water Pump	DP367 ⁹	Water Pump	DP1004	Water Pump	DP860
1987 Stellar		2013 M56		2010 G37	
L4 2.0L GAS Naturally Aspirated (VIN F)		V8 5.6L GAS Naturally Aspirated		V6 3.7L GAS Naturally Aspirated	
Water Pump	DP648	Water Pump	DP860	Water Pump	DP1004
1986 Excel					
L4 1.5L GAS Naturally Aspirated (VIN J)					
Water Pump	DP367 ⁹				

Infiniti		Infiniti		Infiniti	
2010 M35		2005 QX56		1999 QX4	
V6 3.5L GAS Naturally Aspirated		V8 5.6L GAS Naturally Aspirated		V6 3.3L GAS Naturally Aspirated (VIN A)	
Water Pump DP1004		Water Pump DP860		Water Pump DP905°	
2010 QX56		2004 FX35		1998 I30	
V8 5.6L GAS Naturally Aspirated		V6 3.5L GAS Naturally Aspirated		V6 3.0L GAS Naturally Aspirated (VIN C)	
Water Pump DP860		Water Pump DP1004		Water Pump DP828	
2009 EX35		2004 G35		1998 Q45	
V6 3.5L GAS Naturally Aspirated		V6 3.5L GAS Naturally Aspirated		V8 4.1L GAS Naturally Aspirated (VIN B)	
Water Pump DP1004		Water Pump DP1004		Water Pump DP1119	
2009 FX35		2004 I35		1998 QX4	
V6 3.5L GAS Naturally Aspirated		V6 3.5L GAS Naturally Aspirated		V6 3.3L GAS Naturally Aspirated (VIN A)	
Water Pump DP1004		Water Pump DP1004		Water Pump DP905°	
2009 FX50		2004 QX56		1997 I30	
V8 5.0L GAS Naturally Aspirated		V8 5.6L GAS Naturally Aspirated		V6 3.0L GAS Naturally Aspirated (VIN C)	
Water Pump DP860		Water Pump DP860		Water Pump DP828	
2009 G37		2003 FX35		1997 J30	
V6 3.7L GAS Naturally Aspirated		V6 3.5L GAS Naturally Aspirated		V6 3.0L GAS Naturally Aspirated (VIN A)	
Water Pump DP1004		Water Pump DP1004		Water Pump DP1058°	
2009 M35		2003 G35		1997 Q45	
V6 3.5L GAS Naturally Aspirated		V6 3.5L GAS Naturally Aspirated		V8 4.1L GAS Naturally Aspirated (VIN B)	
Water Pump DP1004		Water Pump DP1004		Water Pump DP1105	
2009 QX56		2003 I35		1997 QX4	
V8 5.6L GAS Naturally Aspirated		V6 3.5L GAS Naturally Aspirated		V6 3.3L GAS Naturally Aspirated (VIN A)	
Water Pump DP860		Water Pump DP1004		Water Pump DP905°	
2008 EX35		2003 QX4		1996 G20	
V6 3.5L GAS Naturally Aspirated		V6 3.5L GAS Naturally Aspirated		L4 2.0L GAS Naturally Aspirated (VIN C)	
Water Pump DP1004		Water Pump DP828		Water Pump DP452	
2008 FX35		2002 G20		1996 I30	
V6 3.5L GAS Naturally Aspirated		L4 2.0L GAS Naturally Aspirated		V6 3.0L GAS Naturally Aspirated (VIN C)	
Water Pump DP1004		Water Pump DP452		Water Pump DP828	
2008 G35		2002 I35		1996 J30	
V6 3.5L GAS Naturally Aspirated		V6 3.5L GAS Naturally Aspirated		V6 3.0L GAS Naturally Aspirated (VIN A)	
Water Pump DP1004		Water Pump DP1004		Water Pump DP1058°	
2008 G37		2002 QX4		1996 Q45	
V6 3.7L GAS Naturally Aspirated		V6 3.5L GAS Naturally Aspirated		V8 4.5L GAS Naturally Aspirated (VIN N)	
Water Pump DP1004		Water Pump DP828		Water Pump DP1105	
2008 M35		2001 G20		1995 G20	
V6 3.5L GAS Naturally Aspirated		L4 2.0L GAS Naturally Aspirated		L4 2.0L GAS Naturally Aspirated (VIN C)	
Water Pump DP1004		Water Pump DP452		Water Pump DP452	
2008 QX56		2001 I30		1995 J30	
V8 5.6L GAS Naturally Aspirated		V6 3.0L GAS Naturally Aspirated		V6 3.0L GAS Naturally Aspirated (VIN A)	
Water Pump DP860		Water Pump DP828		Water Pump DP1058°	
2007 FX35		2001 Q45		1995 Q45	
V6 3.5L GAS Naturally Aspirated		V8 4.1L GAS Naturally Aspirated		V8 4.5L GAS Naturally Aspirated (VIN N)	
Water Pump DP1004		Water Pump DP1119		Water Pump DP1105	
2007 M35		2001 QX4		1994 G20	
V6 3.5L GAS Naturally Aspirated		V6 3.5L GAS Naturally Aspirated		L4 2.0L GAS Naturally Aspirated (VIN C)	
Water Pump DP1004		Water Pump DP828		Water Pump DP452	
2007 QX56		2000 G20		1994 J30	
V8 5.6L GAS Naturally Aspirated		L4 2.0L GAS Naturally Aspirated		V6 3.0L GAS Naturally Aspirated (VIN A)	
Water Pump DP860		Water Pump DP452		Water Pump DP1058°	
2006 FX35		2000 I30		1994 Q45	
V6 3.5L GAS Naturally Aspirated		V6 3.0L GAS Naturally Aspirated		V8 4.5L GAS Naturally Aspirated (VIN N)	
Water Pump DP1004		Water Pump DP828		Water Pump DP1105	
2006 G35		2000 Q45		1993 G20	
V6 3.5L GAS Naturally Aspirated		V8 4.1L GAS Naturally Aspirated		L4 2.0L GAS Naturally Aspirated (VIN C)	
Water Pump DP1004		Water Pump DP1119		Water Pump DP452	
2006 M35		2000 QX4		1993 J30	
V6 3.5L GAS Naturally Aspirated		V6 3.3L GAS Naturally Aspirated		V6 3.0L GAS Naturally Aspirated (VIN A)	
Water Pump DP1004		Water Pump DP905°		Water Pump DP1058°	
2006 QX56		1999 G20		1992 G20	
V8 5.6L GAS Naturally Aspirated		L4 2.0L GAS Naturally Aspirated (VIN C)		L4 2.0L GAS Naturally Aspirated (VIN C)	
Water Pump DP860		Water Pump DP452		Water Pump DP452	
2005 FX35		1999 I30		1992 M30	
V6 3.5L GAS Naturally Aspirated		V6 3.0L GAS Naturally Aspirated (VIN C)		V6 3.0L GAS Naturally Aspirated (VIN H)	
Water Pump DP1004		Water Pump DP828		Water Pump DP925°	
2005 G35		1999 Q45		1991 G20	
V6 3.5L GAS Naturally Aspirated		V8 4.1L GAS Naturally Aspirated (VIN B)		L4 2.0L GAS Naturally Aspirated (VIN C)	
Water Pump DP1004		Water Pump DP1119		Water Pump DP452	

Infiniti		International		International	
1991 M30		1975 Scout II		1973 1110	
V6 3.0L GAS Naturally Aspirated (VIN H)		V8 6.4L GAS Naturally Aspirated		V8 5.0L GAS Naturally Aspirated	
Water Pump	DP925°	Water Pump	DP1067	Water Pump	DP1067
1990 M30		1975 Travelall		V8 5.0L LPG Naturally Aspirated	
V6 3.0L GAS Naturally Aspirated (VIN H)		V8 5.0L GAS Naturally Aspirated		Water Pump DP1067	
Water Pump	DP925°	Water Pump	DP1067	V8 5.6L GAS Naturally Aspirated	
International		V8 5.6L GAS Naturally Aspirated		Water Pump DP1067	
1980 Scout II		V8 6.4L GAS Naturally Aspirated		V8 5.6L LPG Naturally Aspirated	
L4 3.2L GAS Naturally Aspirated		Water Pump DP1067		Water Pump DP1067	
Water Pump	DP1067	1974 100		V8 5.7L GAS Naturally Aspirated	
V8 5.0L GAS Naturally Aspirated		V8 5.0L GAS Naturally Aspirated		Water Pump DP1067	
Water Pump	DP1067	Water Pump DP1067		V8 6.4L GAS Naturally Aspirated	
V8 5.6L GAS Naturally Aspirated		V8 5.0L LPG Naturally Aspirated		Water Pump DP1067	
Water Pump	DP1067	Water Pump DP1067		1973 1210	
1979 Scout II		V8 5.6L GAS Naturally Aspirated		V8 5.0L GAS Naturally Aspirated	
L4 3.2L GAS Naturally Aspirated		Water Pump DP1067		Water Pump DP1067	
Water Pump	DP1067	V8 5.6L LPG Naturally Aspirated		V8 5.0L LPG Naturally Aspirated	
V8 5.0L GAS Naturally Aspirated		Water Pump DP1067		Water Pump DP1067	
Water Pump	DP1067	V8 5.6L GAS Naturally Aspirated		V8 5.6L GAS Naturally Aspirated	
V8 5.6L GAS Naturally Aspirated		V8 6.4L GAS Naturally Aspirated		Water Pump DP1067	
Water Pump	DP1067	Water Pump DP1067		V8 5.6L LPG Naturally Aspirated	
1978 Scout II		1974 200		Water Pump DP1067	
L4 3.2L GAS Naturally Aspirated		V8 5.0L GAS Naturally Aspirated		V8 5.7L GAS Naturally Aspirated	
Water Pump	DP1067	Water Pump DP1067		Water Pump DP1067	
V8 5.0L GAS Naturally Aspirated		V8 5.0L LPG Naturally Aspirated		V8 6.4L GAS Naturally Aspirated	
Water Pump	DP1067	Water Pump DP1067		Water Pump DP1067	
V8 5.6L GAS Naturally Aspirated		V8 5.6L GAS Naturally Aspirated		1973 1310	
Water Pump	DP1067	Water Pump DP1067		V8 5.0L GAS Naturally Aspirated	
1977 Scout II		V8 5.6L LPG Naturally Aspirated		Water Pump DP1067	
L4 3.2L GAS Naturally Aspirated		Water Pump DP1067		V8 5.0L LPG Naturally Aspirated	
Water Pump	DP1067	V8 6.4L GAS Naturally Aspirated		Water Pump DP1067	
V8 5.0L GAS Naturally Aspirated		Water Pump DP1067		V8 5.6L GAS Naturally Aspirated	
Water Pump	DP1067	1974 MHC1310		Water Pump DP1067	
V8 5.6L GAS Naturally Aspirated		V8 5.0L GAS Naturally Aspirated		V8 5.6L LPG Naturally Aspirated	
Water Pump	DP1067	Water Pump DP1067		Water Pump DP1067	
1976 Scout II		V8 5.0L LPG Naturally Aspirated		V8 5.7L GAS Naturally Aspirated	
L4 3.2L GAS Naturally Aspirated		Water Pump DP1067		Water Pump DP1067	
Water Pump	DP1067	1974 MS1210		V8 6.4L GAS Naturally Aspirated	
V8 5.0L GAS Naturally Aspirated		V8 5.0L GAS Naturally Aspirated		Water Pump DP1067	
Water Pump	DP1067	Water Pump DP1067		1973 MS1210	
V8 5.6L GAS Naturally Aspirated		V8 5.0L LPG Naturally Aspirated		V8 5.0L GAS Naturally Aspirated	
Water Pump	DP1067	Water Pump DP1067		Water Pump DP1067	
1975 150		1974 Scout II		V8 5.0L LPG Naturally Aspirated	
V8 5.0L GAS Naturally Aspirated		L4 3.2L GAS Naturally Aspirated		Water Pump DP1067	
Water Pump	DP1067	Water Pump DP1067		1973 Scout II	
V8 5.6L GAS Naturally Aspirated		V8 5.0L GAS Naturally Aspirated		L4 3.2L GAS Naturally Aspirated	
Water Pump	DP1067	Water Pump DP1067		Water Pump DP1067	
V8 6.4L GAS Naturally Aspirated		V8 5.0L LPG Naturally Aspirated		V8 5.0L GAS Naturally Aspirated	
Water Pump	DP1067	Water Pump DP1067		Water Pump DP1067	
1975 200		V8 5.6L GAS Naturally Aspirated		V8 5.0L LPG Naturally Aspirated	
V8 5.0L GAS Naturally Aspirated		Water Pump DP1067		Water Pump DP1067	
Water Pump	DP1067	V8 5.6L LPG Naturally Aspirated		V8 5.6L GAS Naturally Aspirated	
V8 5.6L GAS Naturally Aspirated		Water Pump DP1067		Water Pump DP1067	
Water Pump	DP1067	V8 5.7L GAS Naturally Aspirated (VIN 8)		V8 5.6L LPG Naturally Aspirated	
V8 6.4L GAS Naturally Aspirated		Water Pump DP1067		Water Pump DP1067	
Water Pump	DP1067	1973 1010		V8 5.7L GAS Naturally Aspirated	
1975 MS		V8 5.0L GAS Naturally Aspirated		Water Pump DP1067	
V8 5.6L GAS Naturally Aspirated		Water Pump DP1067		1972 1010	
Water Pump	DP1067	V8 5.0L LPG Naturally Aspirated		V8 5.0L GAS Naturally Aspirated	
V8 6.4L GAS Naturally Aspirated		Water Pump DP1067		Water Pump DP1067	
Water Pump	DP1067	V8 5.6L GAS Naturally Aspirated		V8 5.0L LPG Naturally Aspirated	
1975 Scout II		Water Pump DP1067		Water Pump DP1067	
L4 3.2L GAS Naturally Aspirated		V8 5.6L LPG Naturally Aspirated		V8 5.6L GAS Naturally Aspirated	
Water Pump	DP1067	Water Pump DP1067		Water Pump DP1067	
V8 5.0L GAS Naturally Aspirated		V8 5.7L GAS Naturally Aspirated		V8 5.6L LPG Naturally Aspirated	
Water Pump	DP1067	Water Pump DP1067		Water Pump DP1067	
V8 5.6L GAS Naturally Aspirated		V8 6.4L GAS Naturally Aspirated		V8 5.7L GAS Naturally Aspirated	
Water Pump	DP1067	Water Pump DP1067		Water Pump DP1067	

International 1972 1010		International 1972 Scout II		International 1971 M1100	
V8 6.4L GAS Naturally Aspirated		V8 5.0L LPG Naturally Aspirated		V8 5.0L LPG Naturally Aspirated	
Water Pump DP1067		Water Pump DP1067		Water Pump DP1067	
1972 1110		V8 5.6L GAS Naturally Aspirated		1971 M1200	
V8 5.0L GAS Naturally Aspirated		Water Pump DP1067		L4 3.2L GAS Naturally Aspirated	
Water Pump DP1067		V8 5.6L LPG Naturally Aspirated		Water Pump DP1067	
V8 5.0L LPG Naturally Aspirated		Water Pump DP1067		V8 5.0L GAS Naturally Aspirated	
Water Pump DP1067		V8 5.7L GAS Naturally Aspirated		Water Pump DP1067	
V8 5.6L GAS Naturally Aspirated		Water Pump DP1067		V8 5.0L LPG Naturally Aspirated	
Water Pump DP1067		1971 1010		Water Pump DP1067	
V8 5.6L LPG Naturally Aspirated		V8 5.0L GAS Naturally Aspirated		1971 M800	
Water Pump DP1067		Water Pump DP1067		L4 2.5L GAS Naturally Aspirated	
V8 5.7L GAS Naturally Aspirated		V8 5.0L LPG Naturally Aspirated		Water Pump DP1067	
Water Pump DP1067		V8 5.6L GAS Naturally Aspirated		L4 3.2L GAS Naturally Aspirated	
V8 6.4L GAS Naturally Aspirated		Water Pump DP1067		Water Pump DP1067	
Water Pump DP1067		V8 5.6L LPG Naturally Aspirated		V8 5.0L GAS Naturally Aspirated	
1972 1210		Water Pump DP1067		Water Pump DP1067	
V8 5.0L GAS Naturally Aspirated		V8 5.7L GAS Naturally Aspirated		V8 5.0L LPG Naturally Aspirated	
Water Pump DP1067		Water Pump DP1067		Water Pump DP1067	
V8 5.0L LPG Naturally Aspirated		V8 6.4L GAS Naturally Aspirated		1971 M800 Post Office	
Water Pump DP1067		Water Pump DP1067		L4 2.5L GAS Naturally Aspirated	
V8 5.6L GAS Naturally Aspirated		1971 1110		Water Pump DP1067	
Water Pump DP1067		V8 5.0L GAS Naturally Aspirated		L4 3.2L GAS Naturally Aspirated	
V8 5.6L LPG Naturally Aspirated		Water Pump DP1067		Water Pump DP1067	
Water Pump DP1067		V8 5.0L LPG Naturally Aspirated		V8 5.0L GAS Naturally Aspirated	
V8 5.7L GAS Naturally Aspirated		Water Pump DP1067		Water Pump DP1067	
Water Pump DP1067		V8 5.6L GAS Naturally Aspirated		V8 5.0L LPG Naturally Aspirated	
V8 6.4L GAS Naturally Aspirated		Water Pump DP1067		Water Pump DP1067	
Water Pump DP1067		V8 5.6L LPG Naturally Aspirated		1971 MA1200	
1972 1310		Water Pump DP1067		L4 3.2L GAS Naturally Aspirated	
V8 5.0L GAS Naturally Aspirated		V8 5.7L GAS Naturally Aspirated		Water Pump DP1067	
Water Pump DP1067		Water Pump DP1067		V8 5.0L GAS Naturally Aspirated	
V8 5.0L LPG Naturally Aspirated		V8 6.4L GAS Naturally Aspirated		Water Pump DP1067	
Water Pump DP1067		Water Pump DP1067		V8 5.0L LPG Naturally Aspirated	
V8 5.6L GAS Naturally Aspirated		1971 1210		Water Pump DP1067	
Water Pump DP1067		V8 5.0L GAS Naturally Aspirated		1971 Scout	
V8 5.6L LPG Naturally Aspirated		Water Pump DP1067		L4 2.5L GAS Naturally Aspirated	
V8 5.7L GAS Naturally Aspirated		V8 5.0L LPG Naturally Aspirated		Water Pump DP1067	
Water Pump DP1067		Water Pump DP1067		1971 Scout II	
V8 6.4L GAS Naturally Aspirated		V8 5.6L GAS Naturally Aspirated		L4 3.2L GAS Naturally Aspirated	
Water Pump DP1067		Water Pump DP1067		Water Pump DP1067	
1972 M1100		V8 5.6L LPG Naturally Aspirated		V8 5.0L GAS Naturally Aspirated	
V8 5.0L GAS Naturally Aspirated		Water Pump DP1067		Water Pump DP1067	
Water Pump DP1067		V8 5.7L GAS Naturally Aspirated		V8 5.0L LPG Naturally Aspirated	
V8 5.0L LPG Naturally Aspirated		Water Pump DP1067		V8 5.6L GAS Naturally Aspirated	
Water Pump DP1067		V8 6.4L GAS Naturally Aspirated		Water Pump DP1067	
1972 M1200		Water Pump DP1067		V8 5.6L LPG Naturally Aspirated	
V8 5.0L GAS Naturally Aspirated		1971 1310		Water Pump DP1067	
Water Pump DP1067		V8 5.0L GAS Naturally Aspirated		1970 1000D	
V8 5.0L LPG Naturally Aspirated		Water Pump DP1067		V8 4.4L GAS Naturally Aspirated	
Water Pump DP1067		V8 5.0L LPG Naturally Aspirated		Water Pump DP1067	
1972 M800 Post Office		Water Pump DP1067		V8 5.0L GAS Naturally Aspirated	
V8 5.0L GAS Naturally Aspirated		V8 5.6L GAS Naturally Aspirated		Water Pump DP1067	
Water Pump DP1067		V8 5.6L LPG Naturally Aspirated		V8 5.0L LPG Naturally Aspirated	
V8 5.0L LPG Naturally Aspirated		Water Pump DP1067		Water Pump DP1067	
Water Pump DP1067		V8 5.7L GAS Naturally Aspirated		1970 1100D	
1972 MS1210		Water Pump DP1067		V8 4.3L GAS Naturally Aspirated	
V8 5.0L GAS Naturally Aspirated		V8 6.4L GAS Naturally Aspirated		Water Pump DP1067	
Water Pump DP1067		Water Pump DP1067		V8 4.4L GAS Naturally Aspirated	
V8 5.0L LPG Naturally Aspirated		1971 M1100		Water Pump DP1067	
Water Pump DP1067		L4 2.5L GAS Naturally Aspirated		V8 5.0L GAS Naturally Aspirated	
1972 Scout II		Water Pump DP1067		Water Pump DP1067	
L4 3.2L GAS Naturally Aspirated		L4 3.2L GAS Naturally Aspirated		V8 5.0L LPG Naturally Aspirated	
Water Pump DP1067		Water Pump DP1067		Water Pump DP1067	
V8 5.0L GAS Naturally Aspirated		V8 5.0L GAS Naturally Aspirated		1970 1200D	
Water Pump DP1067		Water Pump DP1067		V8 4.4L GAS Naturally Aspirated	
V8 5.0L LPG Naturally Aspirated		V8 5.0L GAS Naturally Aspirated		Water Pump DP1067	
Water Pump DP1067		Water Pump DP1067			

International 1970 1200D		International 1969 1200D		International 1968 1100C	
V8 5.0L GAS Naturally Aspirated		V8 5.0L LPG Naturally Aspirated		V8 5.0L LPG Naturally Aspirated	
Water Pump	DP1067	Water Pump	DP1067	Water Pump	DP1067
V8 5.0L LPG Naturally Aspirated		1969 1300D		1968 1200C	
Water Pump	DP1067	V8 4.4L GAS Naturally Aspirated		V8 4.3L GAS Naturally Aspirated	
1970 1300D		Water Pump	DP1067	Water Pump	DP1067
V8 4.4L GAS Naturally Aspirated		V8 5.0L GAS Naturally Aspirated		V8 4.4L GAS Naturally Aspirated	
Water Pump	DP1067	Water Pump	DP1067	Water Pump	DP1067
V8 5.0L GAS Naturally Aspirated		V8 5.0L LPG Naturally Aspirated		V8 5.0L GAS Naturally Aspirated	
Water Pump	DP1067	Water Pump	DP1067	Water Pump	DP1067
V8 5.0L LPG Naturally Aspirated		1969 908C		V8 5.0L LPG Naturally Aspirated	
Water Pump	DP1067	V8 4.3L GAS Naturally Aspirated		Water Pump	DP1067
1970 M1100		Water Pump	DP1067	1968 1300C	
V8 4.3L GAS Naturally Aspirated		V8 5.0L GAS Naturally Aspirated		V8 4.4L GAS Naturally Aspirated	
Water Pump	DP1067	Water Pump	DP1067	Water Pump	DP1067
V8 5.0L GAS Naturally Aspirated		V8 5.0L LPG Naturally Aspirated		V8 5.0L GAS Naturally Aspirated	
Water Pump	DP1067	Water Pump	DP1067	Water Pump	DP1067
V8 5.0L LPG Naturally Aspirated		1969 M1100		V8 5.0L LPG Naturally Aspirated	
Water Pump	DP1067	V8 4.3L GAS Naturally Aspirated		Water Pump	DP1067
1970 M1200		Water Pump	DP1067	1968 908C	
V8 4.3L GAS Naturally Aspirated		V8 5.0L GAS Naturally Aspirated		V8 4.3L GAS Naturally Aspirated	
Water Pump	DP1067	Water Pump	DP1067	Water Pump	DP1067
V8 5.0L GAS Naturally Aspirated		V8 5.0L LPG Naturally Aspirated		V8 4.4L GAS Naturally Aspirated	
Water Pump	DP1067	Water Pump	DP1067	Water Pump	DP1067
1970 M800		1969 M1200		V8 5.0L GAS Naturally Aspirated	
V8 5.0L GAS Naturally Aspirated		V8 4.3L GAS Naturally Aspirated		Water Pump	DP1067
Water Pump	DP1067	Water Pump	DP1067	V8 5.0L LPG Naturally Aspirated	
1970 M800 Post Office		V8 5.0L GAS Naturally Aspirated		Water Pump	DP1067
V8 5.0L GAS Naturally Aspirated		Water Pump	DP1067	1968 M1100	
Water Pump	DP1067	1969 M1400		L4 2.5L GAS Naturally Aspirated	
1970 MA1200		V8 5.0L GAS Naturally Aspirated		Water Pump	DP1067
V8 4.3L GAS Naturally Aspirated		Water Pump	DP1067	V8 4.3L GAS Naturally Aspirated	
Water Pump	DP1067	1969 M800		Water Pump	DP1067
V8 5.0L GAS Naturally Aspirated		V8 5.0L GAS Naturally Aspirated		V8 5.0L GAS Naturally Aspirated	
Water Pump	DP1067	Water Pump	DP1067	Water Pump	DP1067
V8 5.0L LPG Naturally Aspirated		1969 M800 Navy		V8 5.0L LPG Naturally Aspirated	
Water Pump	DP1067	V8 5.0L GAS Naturally Aspirated		Water Pump	DP1067
1970 Scout		Water Pump	DP1067	1968 M1200	
L4 2.5L GAS Naturally Aspirated		1969 M800 Post Office		V8 4.3L GAS Naturally Aspirated	
Water Pump	DP1067	V8 5.0L GAS Naturally Aspirated		Water Pump	DP1067
L4 3.2L GAS Naturally Aspirated		Water Pump	DP1067	V8 4.4L GAS Naturally Aspirated	
Water Pump	DP1067	1969 MA1200		Water Pump	DP1067
V8 5.0L GAS Naturally Aspirated		V8 4.3L GAS Naturally Aspirated		1968 M800	
Water Pump	DP1067	Water Pump	DP1067	L4 2.5L GAS Naturally Aspirated	
V8 5.0L LPG Naturally Aspirated		V8 5.0L GAS Naturally Aspirated		Water Pump	DP1067
Water Pump	DP1067	Water Pump	DP1067	1968 MA1200	
1969 1000D		V8 5.0L LPG Naturally Aspirated		V8 4.3L GAS Naturally Aspirated	
V8 4.4L GAS Naturally Aspirated		Water Pump	DP1067	Water Pump	DP1067
Water Pump	DP1067	1969 Scout		V8 4.4L GAS Naturally Aspirated	
V8 5.0L GAS Naturally Aspirated		L4 2.5L GAS Naturally Aspirated		Water Pump	DP1067
Water Pump	DP1067	Water Pump	DP1067	V8 5.0L GAS Naturally Aspirated	
V8 5.0L LPG Naturally Aspirated		L4 3.2L GAS Naturally Aspirated		Water Pump	DP1067
Water Pump	DP1067	Water Pump	DP1067	V8 5.0L LPG Naturally Aspirated	
1969 1100D		V8 5.0L GAS Naturally Aspirated		Water Pump	DP1067
V8 4.3L GAS Naturally Aspirated		Water Pump	DP1067	1968 Scout	
Water Pump	DP1067	V8 5.0L LPG Naturally Aspirated		L4 2.5L GAS Naturally Aspirated	
V8 4.4L GAS Naturally Aspirated		Water Pump	DP1067	Water Pump	DP1067
Water Pump	DP1067	1968 1000C		L4 3.2L GAS Naturally Aspirated	
V8 5.0L GAS Naturally Aspirated		V8 4.4L GAS Naturally Aspirated		Water Pump	DP1067
Water Pump	DP1067	Water Pump	DP1067	V8 4.3L GAS Naturally Aspirated	
V8 5.0L LPG Naturally Aspirated		V8 5.0L GAS Naturally Aspirated		Water Pump	DP1067
Water Pump	DP1067	Water Pump	DP1067	V8 4.4L GAS Naturally Aspirated	
1969 1200D		V8 5.0L LPG Naturally Aspirated		Water Pump	DP1067
V8 4.3L GAS Naturally Aspirated		Water Pump	DP1067	1967 1000B	
Water Pump	DP1067	1968 1100C		V8 4.4L GAS Naturally Aspirated	
V8 4.4L GAS Naturally Aspirated		V8 4.4L GAS Naturally Aspirated		Water Pump	DP1067
Water Pump	DP1067	Water Pump	DP1067	V8 5.0L GAS Naturally Aspirated	
V8 5.0L GAS Naturally Aspirated		V8 5.0L GAS Naturally Aspirated		Water Pump	DP1067
Water Pump	DP1067	Water Pump	DP1067		

9 Interference Engine 11 Water Pump Driven by Timing Belt 27 It is recommended that the FAN CLUTCH for this application be replaced. 28 Failure to inspect or replace worn or defective fan clutch may void warranty 29 Heavy Duty option is for performance enhanced engines/severe duty applications

International 1963 C1300		International 1961 C102		International 1959 B110	
V8 4.3L GAS Naturally Aspirated		V8 5.0L GAS Naturally Aspirated		V8 4.3L GAS Naturally Aspirated	
Water Pump	DP1067	Water Pump	DP1067	Water Pump	DP1067
V8 5.0L GAS Naturally Aspirated		1961 C110		1959 B112	
Water Pump	DP1067	V8 4.3L GAS Naturally Aspirated		V8 4.3L GAS Naturally Aspirated	
1963 CM80		Water Pump	DP1067	Water Pump	DP1067
L4 2.5L GAS Naturally Aspirated		V8 5.0L GAS Naturally Aspirated		1959 B120	
Water Pump	DP1067	Water Pump	DP1067	V8 4.3L GAS Naturally Aspirated	
1963 M Series Van		1961 C112		Water Pump	DP1067
L4 2.5L GAS Naturally Aspirated		V8 4.3L GAS Naturally Aspirated		1959 B122	
Water Pump	DP1067	Water Pump	DP1067	V8 4.3L GAS Naturally Aspirated	
1963 Scout		V8 5.0L GAS Naturally Aspirated		Water Pump	DP1067
L4 2.5L GAS Naturally Aspirated		Water Pump	DP1067	1959 B130	
Water Pump	DP1067	1961 C120		V8 4.3L GAS Naturally Aspirated	
1962 C100		V8 4.3L GAS Naturally Aspirated		Water Pump	DP1067
V8 4.3L GAS Naturally Aspirated		Water Pump	DP1067	1959 B132	
Water Pump	DP1067	V8 5.0L GAS Naturally Aspirated		V8 4.3L GAS Naturally Aspirated	
V8 5.0L GAS Naturally Aspirated		Water Pump	DP1067	Water Pump	DP1067
Water Pump	DP1067	1961 C122		Isuzu	
1962 C102		V8 4.3L GAS Naturally Aspirated		2008 Ascender	
V8 4.3L GAS Naturally Aspirated		Water Pump	DP1067	L6 4.2L GAS Naturally Aspirated (VIN S)	
Water Pump	DP1067	V8 5.0L GAS Naturally Aspirated		Water Pump	DP965 ^{27,28}
V8 5.0L GAS Naturally Aspirated		Water Pump	DP1067	2008 i-290	
Water Pump	DP1067	1961 C130		L4 2.9L GAS Naturally Aspirated (VIN 9)	
1962 C110		V8 4.3L GAS Naturally Aspirated		Water Pump	DP965 ^{27,28}
V8 4.3L GAS Naturally Aspirated		Water Pump	DP1067	2008 i-370	
Water Pump	DP1067	V8 5.0L GAS Naturally Aspirated		L5 3.7L GAS Naturally Aspirated (VIN E)	
V8 5.0L GAS Naturally Aspirated		Water Pump	DP1067	Water Pump	DP965 ^{27,28}
Water Pump	DP1067	1961 C132		2007 Ascender	
1962 C112		V8 4.3L GAS Naturally Aspirated		L6 4.2L GAS Naturally Aspirated (VIN S)	
V8 4.3L GAS Naturally Aspirated		Water Pump	DP1067	Water Pump	DP965 ^{27,28}
Water Pump	DP1067	V8 5.0L GAS Naturally Aspirated		2007 i-290	
V8 5.0L GAS Naturally Aspirated		Water Pump	DP1067	L4 2.9L GAS Naturally Aspirated (VIN 9)	
Water Pump	DP1067	1961 M Series Van		Water Pump	DP965 ^{27,28}
1962 C120		L4 2.5L GAS Naturally Aspirated		2007 i-370	
V8 4.3L GAS Naturally Aspirated		Water Pump	DP1067	L5 3.7L GAS Naturally Aspirated (VIN E)	
Water Pump	DP1067	1961 Scout		Water Pump	DP965 ^{27,28}
V8 5.0L GAS Naturally Aspirated		L4 2.5L GAS Naturally Aspirated		2006 Ascender	
Water Pump	DP1067	Water Pump	DP1067	L6 4.2L GAS Naturally Aspirated (VIN S)	
1962 C122		1960 B100		Water Pump	DP965 ^{27,28}
V8 4.3L GAS Naturally Aspirated		V8 4.3L GAS Naturally Aspirated		2006 i-280	
Water Pump	DP1067	Water Pump	DP1067	L4 2.8L GAS Naturally Aspirated (VIN 8)	
V8 5.0L GAS Naturally Aspirated		1960 B102		Water Pump	DP965 ^{27,28}
Water Pump	DP1067	V8 4.3L GAS Naturally Aspirated		2006 i-350	
1962 C130		Water Pump	DP1067	L5 3.5L GAS Naturally Aspirated (VIN 6)	
V8 4.3L GAS Naturally Aspirated		1960 B110		Water Pump	DP965 ^{27,28}
Water Pump	DP1067	V8 4.3L GAS Naturally Aspirated		2005 Ascender	
V8 5.0L GAS Naturally Aspirated		Water Pump	DP1067	L6 4.2L GAS Naturally Aspirated (VIN S)	
Water Pump	DP1067	1960 B112		Water Pump	DP965 ^{27,28}
1962 C132		V8 4.3L GAS Naturally Aspirated		2004 Ascender	
V8 4.3L GAS Naturally Aspirated		Water Pump	DP1067	L6 4.2L GAS Naturally Aspirated (VIN S)	
Water Pump	DP1067	1960 B120		Water Pump	DP965 ^{27,28}
V8 5.0L GAS Naturally Aspirated		V8 4.3L GAS Naturally Aspirated		2004 Axiom	
Water Pump	DP1067	Water Pump	DP1067	V6 3.5L GAS Naturally Aspirated (VIN Y)	
1962 M Series Van		1960 B122		Water Pump	DP919 ^{11,9}
L4 2.5L GAS Naturally Aspirated		V8 4.3L GAS Naturally Aspirated		2004 Rodeo	
Water Pump	DP1067	Water Pump	DP1067	V6 3.2L GAS Naturally Aspirated (VIN W)	
1962 Scout		1960 B130		Water Pump	DP919 ^{11,9}
L4 2.5L GAS Naturally Aspirated		V8 4.3L GAS Naturally Aspirated		V6 3.5L GAS Naturally Aspirated (VIN Y)	
Water Pump	DP1067	Water Pump	DP1067	Water Pump	DP919 ^{11,9}
1961 C100		1960 B132		2003 Ascender	
V8 4.3L GAS Naturally Aspirated		V8 4.3L GAS Naturally Aspirated		L6 4.2L GAS Naturally Aspirated (VIN S)	
Water Pump	DP1067	Water Pump	DP1067	Water Pump	DP965 ^{27,28}
V8 5.0L GAS Naturally Aspirated		1959 B100		2003 Axiom	
Water Pump	DP1067	V8 4.3L GAS Naturally Aspirated		V6 3.5L GAS Naturally Aspirated (VIN X)	
1961 C102		Water Pump	DP1067	Water Pump	DP919 ^{11,9}
V8 4.3L GAS Naturally Aspirated		1959 B102		2003 Rodeo	
Water Pump	DP1067	V8 4.3L GAS Naturally Aspirated		L4 2.2L GAS Naturally Aspirated (VIN D)	
		Water Pump	DP1067	Water Pump	DP023 ^{11,9}

Isuzu	
2003 Rodeo	
V6 3.2L GAS Naturally Aspirated (VIN W)	Water Pump DP919 ^{11,9}
2003 Rodeo Sport	
L4 2.2L GAS Naturally Aspirated (VIN D)	Water Pump DP023 ^{11,9}
V6 3.2L GAS Naturally Aspirated (VIN W)	Water Pump DP919 ^{11,9}
2002 Axiom	
V6 3.5L GAS Naturally Aspirated (VIN X)	Water Pump DP919 ^{11,9}
2002 Rodeo	
L4 2.2L GAS Naturally Aspirated (VIN D)	Water Pump DP023 ^{11,9}
V6 3.2L GAS Naturally Aspirated (VIN W)	Water Pump DP919 ^{11,9}
2002 Rodeo Sport	
L4 2.2L GAS Naturally Aspirated (VIN D)	Water Pump DP023 ^{11,9}
V6 3.2L GAS Naturally Aspirated (VIN W)	Water Pump DP919 ^{11,9}
2002 Trooper	
V6 3.5L GAS Naturally Aspirated (VIN X)	Water Pump DP919 ^{11,9}
2001 Rodeo	
L4 2.2L GAS Naturally Aspirated (VIN D)	Water Pump DP023 ^{11,9}
V6 3.2L GAS Naturally Aspirated (VIN W)	Water Pump DP919 ^{11,9}
2001 Rodeo Sport	
L4 2.2L GAS Naturally Aspirated (VIN D)	Water Pump DP023 ^{11,9}
V6 3.2L GAS Naturally Aspirated (VIN W)	Water Pump DP919 ^{11,9}
2001 Trooper	
V6 3.5L GAS Naturally Aspirated (VIN X)	Water Pump DP919 ^{11,9}
2001 VehiCROSS	
V6 3.5L GAS Naturally Aspirated (VIN X)	Water Pump DP919 ^{11,9}
2000 Amigo	
L4 2.2L GAS Naturally Aspirated	Water Pump DP023 ^{11,9}
V6 3.2L GAS Naturally Aspirated	Water Pump DP919 ^{11,9}
2000 Hombre	
L4 2.2L GAS Naturally Aspirated (VIN 4)	Water Pump DP966
V6 4.3L GAS Naturally Aspirated (VIN W)	Water Pump DP957 ^{27,28}
2000 Rodeo	
L4 2.2L GAS Naturally Aspirated	Water Pump DP023 ^{11,9}
V6 3.2L GAS Naturally Aspirated	Water Pump DP919 ^{11,9}
2000 Trooper	
V6 3.5L GAS Naturally Aspirated	Water Pump DP919 ^{11,9}
2000 VehiCROSS	
V6 3.5L GAS Naturally Aspirated	Water Pump DP919 ^{11,9}
1999 Amigo	
L4 2.2L GAS Naturally Aspirated	Water Pump DP023 ^{11,9}
V6 3.2L GAS Naturally Aspirated	Water Pump DP919 ^{11,9}
1999 Hombre	
L4 2.2L GAS Naturally Aspirated (VIN 4)	Water Pump DP966

Isuzu	
1999 Hombre	
V6 4.3L GAS Naturally Aspirated (VIN X)	Water Pump DP957 ^{27,28}
1999 Oasis	
L4 2.3L GAS Naturally Aspirated	Water Pump DP729 ^{11,9}
1999 Rodeo	
L4 2.2L GAS Naturally Aspirated	Water Pump DP023 ^{11,9}
V6 3.2L GAS Naturally Aspirated	Water Pump DP919 ^{11,9}
1999 Trooper	
V6 3.5L GAS Naturally Aspirated	Water Pump DP919 ^{11,9}
1999 VehiCROSS	
V6 3.5L GAS Naturally Aspirated	Water Pump DP919 ^{11,9}
1998 Amigo	
L4 2.2L GAS Naturally Aspirated (VIN D)	Water Pump DP023 ^{11,9}
V6 3.2L GAS Naturally Aspirated (VIN W)	Water Pump DP919 ^{11,9}
1998 Hombre	
L4 2.2L GAS Naturally Aspirated (VIN 4)	Water Pump DP966
V6 4.3L GAS Naturally Aspirated (VIN X)	Water Pump DP957 ^{27,28}
1998 Oasis	
L4 2.3L GAS Naturally Aspirated	Water Pump DP729 ^{11,9}
1998 Rodeo	
L4 2.2L GAS Naturally Aspirated	Water Pump DP023 ^{11,9}
V6 3.2L GAS Naturally Aspirated	Water Pump DP919 ^{11,9}
1998 Trooper	
V6 3.5L GAS Naturally Aspirated	Water Pump DP919 ^{11,9}
1997 Hombre	
L4 2.2L GAS Naturally Aspirated (VIN 4)	Water Pump DP966
V6 4.3L GAS Naturally Aspirated (VIN X)	Water Pump DP957 ^{27,28}
1997 Oasis	
L4 2.2L GAS Naturally Aspirated (VIN 4)	Water Pump DP729 ^{11,9}
1997 Rodeo	
L4 2.6L GAS Naturally Aspirated (VIN E)	Water Pump DP873 ⁹
V6 3.2L GAS Naturally Aspirated (VIN V)	Water Pump DP913 ^{11,9}
1997 Trooper	
V6 3.2L GAS Naturally Aspirated (VIN V)	Water Pump DP913 ^{11,9}
1996 Hombre	
L4 2.2L GAS Naturally Aspirated (VIN 4)	Water Pump DP966
1996 Oasis	
L4 2.2L GAS Naturally Aspirated (VIN 4)	Water Pump DP729 ^{11,9}
1996 Rodeo	
L4 2.6L GAS Naturally Aspirated (VIN E)	Water Pump DP873 ⁹
V6 3.2L GAS Naturally Aspirated (VIN V)	Water Pump DP913 ^{11,9}
1996 Trooper	
V6 3.2L GAS Naturally Aspirated (VIN V)	Water Pump DP913 ^{11,9}

Isuzu	
1995 Pickup	
L4 2.3L GAS Naturally Aspirated (VIN L)	Water Pump DP866 ⁹
L4 2.6L GAS Naturally Aspirated (VIN E)	Water Pump DP873 ⁹
1995 Rodeo	
L4 2.6L GAS Naturally Aspirated (VIN E)	Water Pump DP873 ⁹
V6 3.2L GAS Naturally Aspirated (VIN V)	Water Pump DP913 ^{11,9}
1995 Trooper	
V6 3.2L GAS Naturally Aspirated (VIN V)	Water Pump DP913 ^{11,9}
V6 3.2L GAS Naturally Aspirated (VIN W)	Water Pump DP913 ^{11,9}
1994 Amigo	
L4 2.6L GAS Naturally Aspirated (VIN E)	Water Pump DP873 ⁹
1994 Pickup	
L4 2.3L GAS Naturally Aspirated (VIN L)	Water Pump DP866 ⁹
L4 2.6L GAS Naturally Aspirated (VIN E)	Water Pump DP873 ⁹
V6 3.1L GAS Naturally Aspirated (VIN Z)	Water Pump DP1005
1994 Rodeo	
L4 2.6L GAS Naturally Aspirated (VIN E)	Water Pump DP873 ⁹
V6 3.2L GAS Naturally Aspirated (VIN V)	Water Pump DP913 ^{11,9}
1994 Trooper	
V6 3.2L GAS Naturally Aspirated (VIN V)	Water Pump DP913 ^{11,9}
V6 3.2L GAS Naturally Aspirated (VIN W)	Water Pump DP913 ^{11,9}
1993 Amigo	
L4 2.3L GAS Naturally Aspirated (VIN L)	Water Pump DP866 ⁹
L4 2.6L GAS Naturally Aspirated (VIN E)	Water Pump DP873 ⁹
1993 Pickup	
L4 2.3L GAS Naturally Aspirated (VIN L)	Water Pump DP866 ⁹
L4 2.6L GAS Naturally Aspirated (VIN E)	Water Pump DP873 ⁹
V6 3.1L GAS Naturally Aspirated (VIN Z)	Water Pump DP1005
1993 Rodeo	
L4 2.6L GAS Naturally Aspirated (VIN E)	Water Pump DP873 ⁹
V6 3.2L GAS Naturally Aspirated (VIN V)	Water Pump DP913 ^{11,9}
1993 Stylus	
L4 1.6L GAS Naturally Aspirated (VIN 6)	Water Pump DP950 ^{11,9}
1993 Trooper	
V6 3.2L GAS Naturally Aspirated (VIN V)	Water Pump DP913 ^{11,9}
V6 3.2L GAS Naturally Aspirated (VIN W)	Water Pump DP913 ^{11,9}
1992 Amigo	
L4 2.3L GAS Naturally Aspirated (VIN L)	Water Pump DP866 ⁹
L4 2.6L GAS Naturally Aspirated (VIN E)	Water Pump DP873 ⁹
1992 Impulse	
L4 1.6L GAS Turbocharged (VIN 4)	Water Pump DP955 ^{11,9}

173

Jaguar		Jaguar		Jaguar	
2007 S-Type		2005 XJ8		2002 S-Type	
V8 4.2L GAS Naturally Aspirated		V8 4.2L GAS Naturally Aspirated		V6 3.0L GAS Naturally Aspirated (VIN F)	
Water Pump	DP804	Water Pump	DP804	Water Pump	DP854
V8 4.2L GAS Supercharged		2005 XJR		V8 4.0L GAS Naturally Aspirated (VIN G)	
Water Pump	DP804	V8 4.2L GAS Supercharged		Water Pump	DP804
2007 Super V8		Water Pump	DP804	2002 Vanden Plas	
V8 4.2L GAS Supercharged		2005 XK8		V8 4.0L GAS Naturally Aspirated (VIN C)	
Water Pump	DP804	V8 4.2L GAS Naturally Aspirated		Water Pump	DP804
2007 Vanden Plas		Water Pump	DP804	V8 4.0L GAS Supercharged (VIN B)	
V8 4.2L GAS Naturally Aspirated (VIN B)		2005 XKR		Water Pump	DP804
Water Pump	DP804	V8 4.2L GAS Supercharged		2002 XJ8	
V8 4.2L GAS Supercharged (VIN C)		Water Pump	DP804	V8 4.0L GAS Naturally Aspirated (VIN C)	
Water Pump	DP804	2005 X-Type		Water Pump	DP804
2007 XJ8		V6 2.5L GAS Naturally Aspirated		2002 XJR	
V8 4.2L GAS Naturally Aspirated		Water Pump	DP297	V8 4.0L GAS Supercharged (VIN B)	
Water Pump	DP804	V6 3.0L GAS Naturally Aspirated (VIN A)		Water Pump	DP804
2007 XJR		Water Pump	DP297	2002 XK8	
V8 4.2L GAS Supercharged		2004 S-Type		V8 4.0L GAS Naturally Aspirated (VIN C)	
Water Pump	DP804	V8 4.2L GAS Naturally Aspirated		Water Pump	DP804
2007 XK		Water Pump	DP804	2002 XKR	
V8 4.2L GAS Naturally Aspirated (VIN B)		V8 4.2L GAS Supercharged		V8 4.0L GAS Supercharged (VIN B)	
Water Pump	DP804	Water Pump	DP804	Water Pump	DP804
2007 XKR		2004 Vanden Plas		2002 X-Type	
V8 4.2L GAS Supercharged		V8 4.2L GAS Naturally Aspirated		V6 2.5L GAS Naturally Aspirated	
Water Pump	DP804	Water Pump	DP804	Water Pump	DP297
2007 X-Type		2004 XJ8		V6 3.0L GAS Naturally Aspirated (VIN W)	
V6 3.0L GAS Naturally Aspirated (VIN A)		V8 4.2L GAS Naturally Aspirated		Water Pump	DP297
Water Pump	DP297	Water Pump	DP804	2001 S-Type	
2006 S-Type		2004 XJR		V6 3.0L GAS Naturally Aspirated (VIN F)	
V8 4.2L GAS Naturally Aspirated		V8 4.2L GAS Supercharged		Water Pump	DP854
Water Pump	DP804	Water Pump	DP804	V8 4.0L GAS Naturally Aspirated (VIN G)	
V8 4.2L GAS Supercharged		2004 XK8		Water Pump	DP804
Water Pump	DP804	V8 4.2L GAS Naturally Aspirated (VIN C)		2001 Vanden Plas	
2006 Super V8		Water Pump	DP804	V8 4.0L GAS Naturally Aspirated (VIN C)	
V8 4.2L GAS Supercharged		2004 XKR		Water Pump	DP804
Water Pump	DP804	V8 4.2L GAS Supercharged (VIN B)		V8 4.0L GAS Supercharged (VIN B)	
2006 Vanden Plas		Water Pump	DP804	Water Pump	DP804
V8 4.2L GAS Naturally Aspirated (VIN B)		2004 X-Type		2001 XJ8	
Water Pump	DP804	V6 2.5L GAS Naturally Aspirated (VIN D)		V8 4.0L GAS Naturally Aspirated (VIN C)	
V8 4.2L GAS Supercharged (VIN C)		Water Pump	DP297	Water Pump	DP804
Water Pump	DP804	V6 3.0L GAS Naturally Aspirated (VIN A)		2001 XJR	
2006 XJ8		Water Pump	DP297	V8 4.0L GAS Supercharged (VIN B)	
V8 4.2L GAS Naturally Aspirated		2003 S-Type		Water Pump	DP804
Water Pump	DP804	V8 4.2L GAS Naturally Aspirated		2001 XK8	
2006 XJR		Water Pump	DP804	V8 4.0L GAS Naturally Aspirated (VIN C)	
V8 4.2L GAS Supercharged		V8 4.2L GAS Supercharged		Water Pump	DP804
Water Pump	DP804	Water Pump	DP804	2001 XKR	
2006 XK8		2003 Vanden Plas		V8 4.0L GAS Supercharged (VIN B)	
V8 4.2L GAS Naturally Aspirated		V8 4.0L GAS Naturally Aspirated (VIN C)		Water Pump	DP804
Water Pump	DP804	Water Pump	DP804	2000 S-Type	
2006 XKR		V8 4.0L GAS Supercharged (VIN B)		V8 4.0L GAS Naturally Aspirated (VIN G)	
V8 4.2L GAS Supercharged		Water Pump	DP804	Water Pump	DP804
Water Pump	DP804	2003 XJ8		2000 Vanden Plas	
2006 X-Type		V8 4.0L GAS Naturally Aspirated (VIN C)		V8 4.0L GAS Naturally Aspirated (VIN C)	
V6 3.0L GAS Naturally Aspirated (VIN A)		Water Pump	DP804	Water Pump	DP804
Water Pump	DP297	2003 XJR		V8 4.0L GAS Supercharged (VIN B)	
2005 S-Type		V8 4.0L GAS Supercharged (VIN B)		Water Pump	DP804
V8 4.2L GAS Naturally Aspirated		Water Pump	DP804	2000 XJ8	
Water Pump	DP804	2003 XK8		V8 4.0L GAS Naturally Aspirated (VIN C)	
V8 4.2L GAS Supercharged		V8 4.2L GAS Naturally Aspirated (VIN C)		Water Pump	DP804
Water Pump	DP804	Water Pump	DP804	2000 XJR	
2005 Super V8		2003 XKR		V8 4.0L GAS Supercharged (VIN B)	
V8 4.2L GAS Supercharged		V8 4.2L GAS Supercharged (VIN B)		Water Pump	DP804
Water Pump	DP804	Water Pump	DP804	2000 XK8	
2005 Vanden Plas		2003 X-Type		V8 4.0L GAS Naturally Aspirated (VIN C)	
V8 4.2L GAS Naturally Aspirated		V6 2.5L GAS Naturally Aspirated (VIN D)		Water Pump	DP804
Water Pump	DP804	Water Pump	DP297	2000 XKR	
		V6 3.0L GAS Naturally Aspirated (VIN W)		V8 4.0L GAS Supercharged (VIN B)	
		Water Pump	DP297	Water Pump	DP804

Jaguar		Jaguar		Jeep	
1999 Vanden Plas		1988 Vanden Plas		2011 Liberty	
V8 4.0L GAS Naturally Aspirated		L6 3.6L GAS Naturally Aspirated (VIN 6)		V6 3.7L GAS Naturally Aspirated (VIN K)	
Water Pump	DP804	Water Pump	DP1106	Water Pump	DP962
1999 XJ8		1988 XJ6		2011 Patriot	
V8 4.0L GAS Naturally Aspirated		L6 3.6L GAS Naturally Aspirated (VIN 5)		L4 2.4L GAS Naturally Aspirated (VIN B)	
Water Pump	DP804	Water Pump	DP1106	w/o Housing	DP1016
V8 4.0L GAS Naturally Aspirated (VIN 2)		L6 3.6L GAS Naturally Aspirated (VIN 6)		2011 Wrangler	
Water Pump	DP804	Water Pump	DP1106	V6 3.8L GAS Naturally Aspirated (VIN 1)	
1999 XJR		Jeep		Water Pump	DP808
V8 4.0L GAS Supercharged		2017 Cherokee		2010 Commander	
Water Pump	DP804	L4 2.4L GAS Naturally Aspirated (VIN B)		V6 3.7L GAS Naturally Aspirated (VIN K)	
1999 XK8		w/o Housing		Water Pump	DP962
V8 4.0L GAS Naturally Aspirated		2017 Compass		2010 Compass	
Water Pump	DP804	L4 2.4L GAS Naturally Aspirated (VIN B)		L4 2.4L GAS Naturally Aspirated (VIN B)	
1998 Vanden Plas		w/o Housing		w/o Housing	DP1016
V8 4.0L GAS Naturally Aspirated		2017 Patriot		2010 Grand Cherokee	
Water Pump	DP804	L4 2.4L GAS Naturally Aspirated (VIN B)		V6 3.7L GAS Naturally Aspirated (VIN K)	
1998 XJ8		w/o Housing		Water Pump	DP962
V8 4.0L GAS Naturally Aspirated (VIN 2)		2016 Cherokee		V8 6.1L GAS Naturally Aspirated (VIN W)	
Water Pump	DP804	L4 2.4L GAS Naturally Aspirated (VIN B)		Water Pump	DP996
1998 XJR		w/o Housing		2010 Liberty	
V8 4.0L GAS Supercharged		2016 Compass		V6 3.7L GAS Naturally Aspirated (VIN K)	
Water Pump	DP804	L4 2.4L GAS Naturally Aspirated (VIN B)		Water Pump	DP962
1998 XK8		w/o Housing		2010 Patriot	
V8 4.0L GAS Naturally Aspirated (VIN 2)		2016 Patriot		L4 2.4L GAS Naturally Aspirated (VIN B)	
Water Pump	DP804	L4 2.4L GAS Naturally Aspirated (VIN B)		w/o Housing	DP1016
1997 XK8		w/o Housing		2010 Wrangler	
V8 4.0L GAS Naturally Aspirated (VIN 7)		2016 Renegade		V6 3.8L GAS Naturally Aspirated (VIN 1)	
Water Pump	DP804	L4 2.4L GAS Naturally Aspirated (VIN T)		Water Pump	DP808
1994 XJS		w/o Housing		2009 Commander	
L6 4.0L GAS Naturally Aspirated (VIN 7)		2015 Cherokee		V6 3.7L GAS Naturally Aspirated (VIN K)	
Water Pump	DP1106	L4 2.4L GAS Naturally Aspirated (VIN B)		Water Pump	DP962
1993 XJS		w/o Housing		V8 4.7L FLEX Naturally Aspirated (VIN P)	
L6 4.0L GAS Naturally Aspirated (VIN 7)		2015 Compass		Water Pump	DP962
Water Pump	DP1106	L4 2.4L GAS Naturally Aspirated (VIN B)		V8 4.7L GAS Naturally Aspirated (VIN N)	
1992 Vanden Plas		w/o Housing		Water Pump	DP962
L6 4.0L GAS Naturally Aspirated (VIN 7)		2015 Patriot		2009 Compass	
Water Pump	DP1106	L4 2.4L GAS Naturally Aspirated (VIN B)		L4 2.4L GAS Naturally Aspirated (VIN B)	
1992 XJ6		w/o Housing		w/o Housing	DP1016
L6 4.0L GAS Naturally Aspirated (VIN 7)		2015 Renegade		2009 Grand Cherokee	
Water Pump	DP1106	L4 2.4L GAS Naturally Aspirated (VIN T)		V6 3.0L DIESEL Turbocharged (VIN M)	
L6 4.0L GAS Naturally Aspirated (VIN 9)		w/o Housing		Water Pump	DP354
Water Pump	DP1106	2014 Cherokee		V6 3.7L GAS Naturally Aspirated (VIN K)	
1991 Vanden Plas		L4 2.4L GAS Naturally Aspirated (VIN B)		Water Pump	DP962
L6 4.0L GAS Naturally Aspirated (VIN 7)		w/o Housing		V8 4.7L FLEX Naturally Aspirated (VIN P)	
Water Pump	DP1106	2014 Compass		Water Pump	DP962
1991 XJ6		L4 2.4L GAS Naturally Aspirated (VIN B)		V8 6.1L GAS Naturally Aspirated (VIN W)	
L6 4.0L GAS Naturally Aspirated (VIN 7)		w/o Housing		Water Pump	DP996
L6 4.0L GAS Naturally Aspirated (VIN 9)		2014 Patriot		2009 Liberty	
Water Pump	DP1106	L4 2.4L GAS Naturally Aspirated (VIN B)		V6 3.7L GAS Naturally Aspirated (VIN K)	
1990 Vanden Plas		w/o Housing		Water Pump	DP962
L6 4.0L GAS Naturally Aspirated (VIN 7)		2013 Compass		2009 Patriot	
Water Pump	DP1106	L4 2.4L GAS Naturally Aspirated (VIN B)		L4 2.4L GAS Naturally Aspirated (VIN B)	
1990 XJ6		w/o Housing		w/o Housing	DP1016
L6 4.0L GAS Naturally Aspirated (VIN 7)		2013 Patriot		2009 Wrangler	
Water Pump	DP1106	L4 2.4L GAS Naturally Aspirated (VIN B)		V6 3.8L GAS Naturally Aspirated (VIN 1)	
L6 4.0L GAS Naturally Aspirated (VIN 9)		w/o Housing		Water Pump	DP808
Water Pump	DP1106	2012 Compass		2008 Commander	
1989 Vanden Plas		L4 2.4L GAS Naturally Aspirated (VIN B)		V6 3.7L GAS Naturally Aspirated (VIN K)	
L6 3.6L GAS Naturally Aspirated (VIN 5)		w/o Housing		Water Pump	DP962
Water Pump	DP1106	2012 Liberty		V8 4.7L FLEX Naturally Aspirated (VIN N)	
1989 XJ6		V6 3.7L GAS Naturally Aspirated (VIN K)		Water Pump	DP962
L6 3.6L GAS Naturally Aspirated (VIN 5)		Water Pump	DP962	V8 4.7L GAS Naturally Aspirated (VIN N)	
Water Pump	DP1106	2012 Patriot		Water Pump	DP962
1988 Vanden Plas		L4 2.4L GAS Naturally Aspirated (VIN B)		V8 5.7L GAS Naturally Aspirated (VIN 2)	
L6 3.6L GAS Naturally Aspirated (VIN 5)		w/o Housing		Water Pump	DP996
Water Pump	DP1106	2011 Compass		2008 Grand Cherokee	
L6 3.6L GAS Naturally Aspirated (VIN 5)		L4 2.4L GAS Naturally Aspirated (VIN B)		V6 3.0L DIESEL Turbocharged (VIN M)	
Water Pump	DP1106	w/o Housing		Water Pump	DP354

Jeep		Jeep		Jeep	
2008 Grand Cherokee		2006 TJ		2003 Wrangler	
V6 3.7L GAS Naturally Aspirated (VIN K)		L4 2.4L GAS Naturally Aspirated (VIN 1)		L4 2.4L GAS Naturally Aspirated (VIN 1)	
Water Pump	DP962	Water Pump	DP507 ^{11,9}	Water Pump	DP507 ^{11,9}
V8 4.7L FLEX Naturally Aspirated (VIN N)		L6 4.0L GAS Naturally Aspirated (VIN S)		L6 4.0L GAS Naturally Aspirated (VIN S)	
Water Pump	DP962	Water Pump	DP968 ^{27,28}	Water Pump	DP968 ^{27,28}
V8 4.7L GAS Naturally Aspirated (VIN N)		2006 Wrangler		2002 Grand Cherokee	
Water Pump	DP962	L4 2.4L GAS Naturally Aspirated (VIN 1)		L6 4.0L GAS Naturally Aspirated (VIN S)	
V8 5.7L GAS Naturally Aspirated (VIN 2)		Water Pump	DP507 ^{11,9}	Water Pump	DP968 ^{27,28}
Water Pump	DP996	L6 4.0L GAS Naturally Aspirated (VIN S)		V8 4.7L GAS Naturally Aspirated (VIN J)	
V8 6.1L GAS Naturally Aspirated (VIN 3)		Water Pump	DP968 ^{27,28}	Water Pump	DP962
Water Pump	DP996	2005 Grand Cherokee		V8 4.7L GAS Naturally Aspirated (VIN N)	
2008 Liberty		V6 3.7L GAS Naturally Aspirated (VIN K)		Water Pump	DP962
V6 3.7L GAS Naturally Aspirated (VIN K)		Water Pump	DP962	2002 Liberty	
Water Pump	DP962	V8 4.7L GAS Naturally Aspirated (VIN N)		L4 2.4L GAS Naturally Aspirated (VIN 1)	
2008 Wrangler		Water Pump	DP962	Water Pump	DP507 ^{11,9}
V6 3.8L GAS Naturally Aspirated (VIN 1)		V8 5.7L GAS Naturally Aspirated (VIN 2)		V6 3.7L GAS Naturally Aspirated (VIN K)	
Water Pump	DP808	Water Pump	DP996	Water Pump	DP962
2007 Commander		2005 Liberty		2002 TJ	
V6 3.7L GAS Naturally Aspirated (VIN K)		L4 2.4L GAS Naturally Aspirated (VIN 1)		L4 2.5L GAS Naturally Aspirated (VIN P)	
Water Pump	DP962	Water Pump	DP507 ^{11,9}	Water Pump	DP609
V8 4.7L FLEX Naturally Aspirated (VIN P)		V6 3.7L GAS Naturally Aspirated (VIN K)		L6 4.0L GAS Naturally Aspirated (VIN S)	
Water Pump	DP962	Water Pump	DP962	Water Pump	DP968 ^{27,28}
V8 4.7L GAS Naturally Aspirated (VIN N)		2005 TJ		2002 Wrangler	
Water Pump	DP962	L4 2.4L GAS Naturally Aspirated (VIN 1)		L4 2.5L GAS Naturally Aspirated (VIN P)	
V8 5.7L GAS Naturally Aspirated (VIN 2)		Water Pump	DP507 ^{11,9}	Water Pump	DP609
Water Pump	DP996	L6 4.0L GAS Naturally Aspirated (VIN S)		L6 4.0L GAS Naturally Aspirated (VIN S)	
2007 Compass		Water Pump	DP968 ^{27,28}	Water Pump	DP968 ^{27,28}
L4 2.0L GAS Naturally Aspirated (VIN 0)		2005 Wrangler		2001 Cherokee	
w/o Housing	DP1016	L4 2.4L GAS Naturally Aspirated (VIN 1)		L6 4.0L GAS Naturally Aspirated (VIN S)	
2007 Grand Cherokee		Water Pump	DP507 ^{11,9}	Water Pump	DP589
V6 3.0L DIESEL Turbocharged (VIN M)		L6 4.0L GAS Naturally Aspirated (VIN S)		2001 Grand Cherokee	
Water Pump	DP354	Water Pump	DP968 ^{27,28}	L6 4.0L GAS Naturally Aspirated (VIN S)	
V6 3.7L GAS Naturally Aspirated (VIN K)		2004 Grand Cherokee		Water Pump	DP968 ^{27,28}
Water Pump	DP962	L6 4.0L GAS Naturally Aspirated (VIN S)		V8 4.7L GAS Naturally Aspirated (VIN N)	
V8 4.7L FLEX Naturally Aspirated (VIN P)		Water Pump	DP968 ^{27,28}	Water Pump	DP962
Water Pump	DP962	V8 4.7L GAS Naturally Aspirated (VIN J)		2001 TJ	
V8 4.7L GAS Naturally Aspirated (VIN N)		Water Pump	DP962	L4 2.5L GAS Naturally Aspirated (VIN P)	
Water Pump	DP962	V8 4.7L GAS Naturally Aspirated (VIN N)		Water Pump	DP609
V8 5.7L GAS Naturally Aspirated (VIN 2)		Water Pump	DP962	L6 4.0L GAS Naturally Aspirated (VIN S)	
Water Pump	DP996	2004 Liberty		Water Pump	DP968 ^{27,28}
V8 6.1L GAS Naturally Aspirated (VIN 3)		L4 2.4L GAS Naturally Aspirated (VIN 1)		2001 Wrangler	
Water Pump	DP996	Water Pump	DP507 ^{11,9}	L4 2.5L GAS Naturally Aspirated (VIN P)	
2007 Liberty		V6 3.7L GAS Naturally Aspirated (VIN K)		Water Pump	DP609
V6 3.7L GAS Naturally Aspirated (VIN K)		Water Pump	DP962	L6 4.0L GAS Naturally Aspirated (VIN S)	
Water Pump	DP962	2004 TJ		Water Pump	DP968 ^{27,28}
2007 Wrangler		L6 4.0L GAS Naturally Aspirated (VIN S)		2000 Cherokee	
V6 3.8L GAS Naturally Aspirated (VIN 1)		Water Pump	DP968 ^{27,28}	L4 2.5L GAS Naturally Aspirated (VIN P)	
Water Pump	DP808	2004 Wrangler		Water Pump	DP609
2006 Commander		L4 2.4L GAS Naturally Aspirated (VIN 1)		L6 4.0L GAS Naturally Aspirated (VIN S)	
V6 3.7L GAS Naturally Aspirated (VIN K)		Water Pump	DP507 ^{11,9}	Water Pump	DP589
Water Pump	DP962	L6 4.0L GAS Naturally Aspirated (VIN S)		2000 Grand Cherokee	
V8 4.7L GAS Naturally Aspirated (VIN N)		Water Pump	DP968 ^{27,28}	L6 4.0L GAS Naturally Aspirated (VIN S)	
Water Pump	DP962	2003 Grand Cherokee		Water Pump	DP968 ^{27,28}
V8 5.7L GAS Naturally Aspirated (VIN 2)		L6 4.0L GAS Naturally Aspirated (VIN S)		V8 4.7L GAS Naturally Aspirated (VIN N)	
Water Pump	DP996	Water Pump	DP968 ^{27,28}	Water Pump	DP962
2006 Grand Cherokee		V8 4.7L GAS Naturally Aspirated (VIN J)		2000 TJ	
V6 3.7L GAS Naturally Aspirated (VIN K)		Water Pump	DP962	L4 2.5L GAS Naturally Aspirated (VIN P)	
Water Pump	DP962	V8 4.7L GAS Naturally Aspirated (VIN N)		Water Pump	DP609
V8 4.7L GAS Naturally Aspirated (VIN N)		Water Pump	DP962	L6 4.0L GAS Naturally Aspirated (VIN S)	
Water Pump	DP962	2003 Liberty		Water Pump	DP968 ^{27,28}
V8 5.7L GAS Naturally Aspirated (VIN 2)		L4 2.4L GAS Naturally Aspirated (VIN 1)		2000 Wrangler	
Water Pump	DP996	Water Pump	DP507 ^{11,9}	L4 2.5L GAS Naturally Aspirated (VIN P)	
V8 6.1L GAS Naturally Aspirated (VIN 3)		V6 3.7L GAS Naturally Aspirated (VIN K)		Water Pump	DP609
Water Pump	DP996	Water Pump	DP962	L6 4.0L GAS Naturally Aspirated (VIN S)	
2006 Liberty		2003 TJ		Water Pump	DP968 ^{27,28}
V6 3.7L GAS Naturally Aspirated (VIN K)		L4 2.4L GAS Naturally Aspirated (VIN 1)		1999 Cherokee	
Water Pump	DP962	Water Pump	DP507 ^{11,9}	L4 2.5L GAS Naturally Aspirated (VIN P)	
		L6 4.0L GAS Naturally Aspirated (VIN S)		Water Pump	DP609
		Water Pump	DP968 ^{27,28}		

Jeep	1999 Cherokee	Jeep	1995 Grand Cherokee	Jeep	1985 Cherokee
L6 4.0L GAS Naturally Aspirated (VIN S)	L6 4.0L GAS Naturally Aspirated (VIN S)	L6 4.0L GAS Naturally Aspirated (VIN S)	L6 4.0L GAS Naturally Aspirated (VIN S)	V6 2.8L GAS Naturally Aspirated (VIN W)	V6 2.8L GAS Naturally Aspirated (VIN W)
Water Pump DP589	Water Pump DP589	Water Pump DP609	Water Pump DP609	Water Pump DP837	Water Pump DP837
1999 Grand Cherokee	1999 Grand Cherokee	V8 5.2L GAS Naturally Aspirated (VIN Y)	V8 5.2L GAS Naturally Aspirated (VIN Y)	1985 Wagoneer	1985 Wagoneer
L6 4.0L GAS Naturally Aspirated (VIN S)	L6 4.0L GAS Naturally Aspirated (VIN S)	Water Pump DP959	Water Pump DP959	V6 2.8L GAS Naturally Aspirated (VIN W)	V6 2.8L GAS Naturally Aspirated (VIN W)
Water Pump DP968 ^{27,28}	Water Pump DP968 ^{27,28}	1995 Wrangler	1995 Wrangler	Water Pump DP837	Water Pump DP837
V8 4.7L GAS Naturally Aspirated (VIN N)	V8 4.7L GAS Naturally Aspirated (VIN N)	L4 2.5L GAS Naturally Aspirated (VIN P)	L4 2.5L GAS Naturally Aspirated (VIN P)	1984 Cherokee	1984 Cherokee
Water Pump DP962	Water Pump DP962	Water Pump DP609	Water Pump DP609	V6 2.8L GAS Naturally Aspirated (VIN W)	V6 2.8L GAS Naturally Aspirated (VIN W)
1999 TJ	1999 TJ	L6 4.0L GAS Naturally Aspirated (VIN S)	L6 4.0L GAS Naturally Aspirated (VIN S)	Water Pump DP837	Water Pump DP837
L4 2.5L GAS Naturally Aspirated (VIN P)	L4 2.5L GAS Naturally Aspirated (VIN P)	Water Pump DP609	Water Pump DP609	1984 Wagoneer	1984 Wagoneer
Water Pump DP609	Water Pump DP609	1994 Cherokee	1994 Cherokee	V6 2.8L GAS Naturally Aspirated (VIN W)	V6 2.8L GAS Naturally Aspirated (VIN W)
L6 4.0L GAS Naturally Aspirated (VIN S)	L6 4.0L GAS Naturally Aspirated (VIN S)	L6 4.0L GAS Naturally Aspirated (VIN S)	L6 4.0L GAS Naturally Aspirated (VIN S)	Water Pump DP837	Water Pump DP837
Water Pump DP609	Water Pump DP609	1994 Grand Cherokee	1994 Grand Cherokee	1983 CJ5	1983 CJ5
1999 Wrangler	1999 Wrangler	L6 4.0L GAS Naturally Aspirated (VIN S)	L6 4.0L GAS Naturally Aspirated (VIN S)	L4 2.5L GAS Naturally Aspirated (VIN B)	L4 2.5L GAS Naturally Aspirated (VIN B)
L4 2.5L GAS Naturally Aspirated (VIN P)	L4 2.5L GAS Naturally Aspirated (VIN P)	Water Pump DP609	Water Pump DP609	Water Pump DP862	Water Pump DP862
Water Pump DP609	Water Pump DP609	V8 5.2L GAS Naturally Aspirated (VIN Y)	V8 5.2L GAS Naturally Aspirated (VIN Y)	1982 CJ5	1982 CJ5
L6 4.0L GAS Naturally Aspirated (VIN S)	L6 4.0L GAS Naturally Aspirated (VIN S)	Water Pump DP959	Water Pump DP959	L4 2.5L GAS Naturally Aspirated (VIN B)	L4 2.5L GAS Naturally Aspirated (VIN B)
Water Pump DP609	Water Pump DP609	1994 Wrangler	1994 Wrangler	Water Pump DP862	Water Pump DP862
1998 Cherokee	1998 Cherokee	L4 2.5L GAS Naturally Aspirated (VIN P)	L4 2.5L GAS Naturally Aspirated (VIN P)	1982 CJ7	1982 CJ7
L4 2.5L GAS Naturally Aspirated (VIN P)	L4 2.5L GAS Naturally Aspirated (VIN P)	Water Pump DP609	Water Pump DP609	L4 2.5L GAS Naturally Aspirated (VIN B)	L4 2.5L GAS Naturally Aspirated (VIN B)
Water Pump DP609	Water Pump DP609	L6 4.0L GAS Naturally Aspirated (VIN S)	L6 4.0L GAS Naturally Aspirated (VIN S)	Water Pump DP862	Water Pump DP862
L6 4.0L GAS Naturally Aspirated (VIN S)	L6 4.0L GAS Naturally Aspirated (VIN S)	Water Pump DP589	Water Pump DP589	1982 Scrambler	1982 Scrambler
Water Pump DP589	Water Pump DP589	1993 Cherokee	1993 Cherokee	L4 2.5L GAS Naturally Aspirated (VIN B)	L4 2.5L GAS Naturally Aspirated (VIN B)
1998 Grand Cherokee	1998 Grand Cherokee	L6 4.0L GAS Naturally Aspirated (VIN S)	L6 4.0L GAS Naturally Aspirated (VIN S)	Water Pump DP862	Water Pump DP862
L6 4.0L GAS Naturally Aspirated (VIN S)	L6 4.0L GAS Naturally Aspirated (VIN S)	Water Pump DP589	Water Pump DP589	1981 CJ5	1981 CJ5
Water Pump DP609	Water Pump DP609	1993 Grand Cherokee	1993 Grand Cherokee	L4 2.5L GAS Naturally Aspirated (VIN B)	L4 2.5L GAS Naturally Aspirated (VIN B)
V8 5.2L GAS Naturally Aspirated (VIN Y)	V8 5.2L GAS Naturally Aspirated (VIN Y)	L6 4.0L GAS Naturally Aspirated (VIN S)	L6 4.0L GAS Naturally Aspirated (VIN S)	Water Pump DP862	Water Pump DP862
Water Pump DP959	Water Pump DP959	Water Pump DP609	Water Pump DP609	1981 CJ7	1981 CJ7
1998 TJ	1998 TJ	V8 5.2L GAS Naturally Aspirated (VIN Y)	V8 5.2L GAS Naturally Aspirated (VIN Y)	L4 2.5L GAS Naturally Aspirated (VIN B)	L4 2.5L GAS Naturally Aspirated (VIN B)
L4 2.5L GAS Naturally Aspirated (VIN P)	L4 2.5L GAS Naturally Aspirated (VIN P)	Water Pump DP959	Water Pump DP959	Water Pump DP862	Water Pump DP862
Water Pump DP609	Water Pump DP609	1993 Grand Wagoneer	1993 Grand Wagoneer	1981 Scrambler	1981 Scrambler
L6 4.0L GAS Naturally Aspirated (VIN S)	L6 4.0L GAS Naturally Aspirated (VIN S)	V8 5.2L GAS Naturally Aspirated (VIN Y)	V8 5.2L GAS Naturally Aspirated (VIN Y)	L4 2.5L GAS Naturally Aspirated (VIN B)	L4 2.5L GAS Naturally Aspirated (VIN B)
Water Pump DP609	Water Pump DP609	Water Pump DP959	Water Pump DP959	Water Pump DP862	Water Pump DP862
1998 Wrangler	1998 Wrangler	1993 Wrangler	1993 Wrangler	1980 Cherokee	1980 Cherokee
L4 2.5L GAS Naturally Aspirated (VIN P)	L4 2.5L GAS Naturally Aspirated (VIN P)	L4 2.5L GAS Naturally Aspirated (VIN P)	L4 2.5L GAS Naturally Aspirated (VIN P)	L6 4.2L GAS Naturally Aspirated (VIN C)	L6 4.2L GAS Naturally Aspirated (VIN C)
Water Pump DP609	Water Pump DP609	Water Pump DP609	Water Pump DP609	Water Pump DP845	Water Pump DP845
L6 4.0L GAS Naturally Aspirated (VIN S)	L6 4.0L GAS Naturally Aspirated (VIN S)	L6 4.0L GAS Naturally Aspirated (VIN S)	L6 4.0L GAS Naturally Aspirated (VIN S)	1980 CJ5	1980 CJ5
Water Pump DP609	Water Pump DP609	Water Pump DP609	Water Pump DP609	L4 2.5L GAS Naturally Aspirated (VIN B)	L4 2.5L GAS Naturally Aspirated (VIN B)
1997 Cherokee	1997 Cherokee	1992 Cherokee	1992 Cherokee	Water Pump DP862	Water Pump DP862
L4 2.5L GAS Naturally Aspirated (VIN P)	L4 2.5L GAS Naturally Aspirated (VIN P)	L6 4.0L GAS Naturally Aspirated (VIN S)	L6 4.0L GAS Naturally Aspirated (VIN S)	L6 4.2L GAS Naturally Aspirated (VIN C)	L6 4.2L GAS Naturally Aspirated (VIN C)
Water Pump DP609	Water Pump DP609	Water Pump DP589	Water Pump DP589	Water Pump DP845	Water Pump DP845
L6 4.0L GAS Naturally Aspirated (VIN S)	L6 4.0L GAS Naturally Aspirated (VIN S)	1992 Comanche	1992 Comanche	1980 CJ7	1980 CJ7
Water Pump DP589	Water Pump DP589	L6 4.0L GAS Naturally Aspirated (VIN S)	L6 4.0L GAS Naturally Aspirated (VIN S)	L4 2.5L GAS Naturally Aspirated (VIN B)	L4 2.5L GAS Naturally Aspirated (VIN B)
1997 Grand Cherokee	1997 Grand Cherokee	Water Pump DP589	Water Pump DP589	Water Pump DP862	Water Pump DP862
L6 4.0L GAS Naturally Aspirated (VIN S)	L6 4.0L GAS Naturally Aspirated (VIN S)	1992 Wrangler	1992 Wrangler	L6 4.2L GAS Naturally Aspirated (VIN C)	L6 4.2L GAS Naturally Aspirated (VIN C)
Water Pump DP609	Water Pump DP609	L4 2.5L GAS Naturally Aspirated (VIN P)	L4 2.5L GAS Naturally Aspirated (VIN P)	Water Pump DP845	Water Pump DP845
V8 5.2L GAS Naturally Aspirated (VIN Y)	V8 5.2L GAS Naturally Aspirated (VIN Y)	Water Pump DP609	Water Pump DP609	1980 J10	1980 J10
Water Pump DP959	Water Pump DP959	L6 4.0L GAS Naturally Aspirated (VIN S)	L6 4.0L GAS Naturally Aspirated (VIN S)	L6 4.2L GAS Naturally Aspirated (VIN C)	L6 4.2L GAS Naturally Aspirated (VIN C)
1997 TJ	1997 TJ	Water Pump DP609	Water Pump DP609	Water Pump DP845	Water Pump DP845
L4 2.5L GAS Naturally Aspirated (VIN P)	L4 2.5L GAS Naturally Aspirated (VIN P)	1991 Comanche	1991 Comanche	1980 Wagoneer	1980 Wagoneer
Water Pump DP609	Water Pump DP609	L6 4.0L GAS Naturally Aspirated (VIN S)	L6 4.0L GAS Naturally Aspirated (VIN S)	L6 4.2L GAS Naturally Aspirated (VIN C)	L6 4.2L GAS Naturally Aspirated (VIN C)
L6 4.0L GAS Naturally Aspirated (VIN S)	L6 4.0L GAS Naturally Aspirated (VIN S)	Water Pump DP589	Water Pump DP589	Water Pump DP845	Water Pump DP845
Water Pump DP609	Water Pump DP609	1991 Wrangler	1991 Wrangler	1979 Cherokee	1979 Cherokee
1997 Wrangler	1997 Wrangler	L4 2.5L GAS Naturally Aspirated (VIN P)	L4 2.5L GAS Naturally Aspirated (VIN P)	L6 4.2L GAS Naturally Aspirated (VIN C)	L6 4.2L GAS Naturally Aspirated (VIN C)
L4 2.5L GAS Naturally Aspirated (VIN P)	L4 2.5L GAS Naturally Aspirated (VIN P)	Water Pump DP609	Water Pump DP609	Water Pump DP1028	Water Pump DP1028
Water Pump DP609	Water Pump DP609	L6 4.0L GAS Naturally Aspirated (VIN S)	L6 4.0L GAS Naturally Aspirated (VIN S)	1979 CJ5	1979 CJ5
L6 4.0L GAS Naturally Aspirated (VIN S)	L6 4.0L GAS Naturally Aspirated (VIN S)	Water Pump DP609	Water Pump DP609	L6 4.2L GAS Naturally Aspirated (VIN C)	L6 4.2L GAS Naturally Aspirated (VIN C)
Water Pump DP609	Water Pump DP609	1986 Cherokee	1986 Cherokee	Water Pump DP1028	Water Pump DP1028
1996 Cherokee	1996 Cherokee	V6 2.8L GAS Naturally Aspirated (VIN W)	V6 2.8L GAS Naturally Aspirated (VIN W)	1979 CJ7	1979 CJ7
L6 4.0L GAS Naturally Aspirated (VIN S)	L6 4.0L GAS Naturally Aspirated (VIN S)	Water Pump DP837	Water Pump DP837	L6 4.2L GAS Naturally Aspirated (VIN C)	L6 4.2L GAS Naturally Aspirated (VIN C)
Water Pump DP589	Water Pump DP589	1986 Comanche	1986 Comanche	Water Pump DP1028	Water Pump DP1028
1996 Grand Cherokee	1996 Grand Cherokee	V6 2.8L GAS Naturally Aspirated (VIN W)	V6 2.8L GAS Naturally Aspirated (VIN W)	1979 DJ5	1979 DJ5
L6 4.0L GAS Naturally Aspirated (VIN S)	L6 4.0L GAS Naturally Aspirated (VIN S)	Water Pump DP837	Water Pump DP837	L6 4.2L GAS Naturally Aspirated (VIN C)	L6 4.2L GAS Naturally Aspirated (VIN C)
Water Pump DP609	Water Pump DP609	1986 Wagoneer	1986 Wagoneer	Water Pump DP1028	Water Pump DP1028
V8 5.2L GAS Naturally Aspirated (VIN Y)	V8 5.2L GAS Naturally Aspirated (VIN Y)	V6 2.8L GAS Naturally Aspirated (VIN W)	V6 2.8L GAS Naturally Aspirated (VIN W)	1979 J10	1979 J10
Water Pump DP959	Water Pump DP959	Water Pump DP837	Water Pump DP837	L6 4.2L GAS Naturally Aspirated (VIN C)	L6 4.2L GAS Naturally Aspirated (VIN C)
1995 Cherokee	1995 Cherokee			Water Pump DP1028	Water Pump DP1028
L6 4.0L GAS Naturally Aspirated (VIN S)	L6 4.0L GAS Naturally Aspirated (VIN S)				
Water Pump DP589	Water Pump DP589				

Jeep		Jeep		Jeep	
1978 Cherokee		1975 Cherokee		1971 J-100	
L6 4.2L GAS Naturally Aspirated (VIN C)		L6 4.2L GAS Naturally Aspirated (VIN A)		V8 5.7L GAS Naturally Aspirated (VIN 9)	
Water Pump	DP1028	Water Pump	DP1028	Water Pump	DP1046
1978 CJ5		1975 CJ5		V8 5.7L GAS Naturally Aspirated (VIN K)	
L6 3.8L GAS Naturally Aspirated (VIN E)		L6 3.8L GAS Naturally Aspirated (VIN E)		Water Pump	
Water Pump	DP1028	Water Pump	DP1028	1971 J-2500	
L6 4.2L GAS Naturally Aspirated (VIN A)		L6 4.2L GAS Naturally Aspirated (VIN A)		V8 5.7L GAS Naturally Aspirated (VIN 9)	
Water Pump	DP1028	Water Pump	DP1028	Water Pump	
1978 CJ7		1975 CJ6		1971 J-2600	
L6 3.8L GAS Naturally Aspirated (VIN E)		L6 3.8L GAS Naturally Aspirated (VIN E)		V8 5.7L GAS Naturally Aspirated (VIN 9)	
Water Pump	DP1028	Water Pump	DP1028	Water Pump	
L6 4.2L GAS Naturally Aspirated (VIN A)		L6 4.2L GAS Naturally Aspirated (VIN A)		1971 J-3800	
Water Pump	DP1028	Water Pump	DP1028	V8 5.7L GAS Naturally Aspirated (VIN 9)	
1978 DJ5		1975 DJ5		Water Pump	
L6 3.8L GAS Naturally Aspirated (VIN E)		L6 3.8L GAS Naturally Aspirated (VIN E)		1971 Jeepster	
Water Pump	DP1028	Water Pump	DP1028	L4 2.2L GAS Naturally Aspirated	
L6 4.2L GAS Naturally Aspirated (VIN A)		L6 4.2L GAS Naturally Aspirated (VIN A)		Water Pump	
Water Pump	DP1028	Water Pump	DP1028	L4 2.2L GAS Naturally Aspirated (VIN F)	
1978 J10		1975 J10		Water Pump	
L6 4.2L GAS Naturally Aspirated (VIN C)		L6 4.2L GAS Naturally Aspirated (VIN A)		V6 3.7L GAS Naturally Aspirated	
Water Pump	DP1028	Water Pump	DP1028	Water Pump	
1977 Cherokee		1974 CJ5		1971 Wagoneer	
L6 4.2L GAS Naturally Aspirated (VIN A)		L6 3.8L GAS Naturally Aspirated (VIN E)		V8 5.7L GAS Naturally Aspirated	
Water Pump	DP1028	Water Pump	DP1028	Water Pump	
L6 4.2L GAS Naturally Aspirated (VIN C)		1974 CJ6		V8 5.7L GAS Naturally Aspirated (VIN 9)	
Water Pump	DP1028	L6 3.8L GAS Naturally Aspirated (VIN E)		Water Pump	
1977 CJ5		Water Pump		DP1046	
L6 3.8L GAS Naturally Aspirated (VIN E)		1974 DJ5		V8 5.7L GAS Naturally Aspirated (VIN K)	
Water Pump	DP1028	L6 3.8L GAS Naturally Aspirated (VIN E)		Water Pump	
L6 4.2L GAS Naturally Aspirated (VIN A)		Water Pump		DP1046	
Water Pump	DP1028	1973 Commando		1970 CJ5	
1977 CJ7		L4 2.2L GAS Naturally Aspirated (VIN R)		L4 2.2L GAS Naturally Aspirated	
L6 3.8L GAS Naturally Aspirated (VIN E)		Water Pump	DP1112	Water Pump	
Water Pump	DP1028	L4 2.2L GAS Naturally Aspirated (VIN T)		DP1112	
L6 4.2L GAS Naturally Aspirated (VIN A)		Water Pump	DP1112	V6 3.7L GAS Naturally Aspirated	
Water Pump	DP1028	1972 Commando		Water Pump	
1977 DJ5		L4 2.2L GAS Naturally Aspirated (VIN R)		DP1046	
L6 3.8L GAS Naturally Aspirated (VIN E)		Water Pump	DP1112	1970 CJ6	
Water Pump	DP1028	L4 2.2L GAS Naturally Aspirated (VIN T)		L4 2.2L GAS Naturally Aspirated	
L6 4.2L GAS Naturally Aspirated (VIN A)		Water Pump	DP1112	Water Pump	
Water Pump	DP1028	1971 CJ5		DP1112	
1977 J10		L4 2.2L GAS Naturally Aspirated		V6 3.7L GAS Naturally Aspirated	
L6 4.2L GAS Naturally Aspirated (VIN C)		Water Pump	DP1112	Water Pump	
Water Pump	DP1028	L4 2.2L GAS Naturally Aspirated (VIN F)		DP1046	
1976 Cherokee		V6 3.7L GAS Naturally Aspirated		1970 Commando	
Water Pump		DP1046		L4 2.2L GAS Naturally Aspirated	
1976 CJ5		1971 CJ6		Water Pump	
L6 3.8L GAS Naturally Aspirated (VIN E)		L4 2.2L GAS Naturally Aspirated		DP1112	
Water Pump	DP1028	Water Pump		L4 2.2L GAS Naturally Aspirated (VIN F)	
L6 4.2L GAS Naturally Aspirated (VIN A)		L4 2.2L GAS Naturally Aspirated (VIN F)		Water Pump	
Water Pump	DP1028	V6 3.7L GAS Naturally Aspirated		DP1112	
1976 CJ7		Water Pump		V6 3.7L GAS Naturally Aspirated	
L6 3.8L GAS Naturally Aspirated (VIN E)		DP1046		Water Pump	
Water Pump	DP1028	1971 Commando		DP1046	
L6 4.2L GAS Naturally Aspirated (VIN A)		L4 2.2L GAS Naturally Aspirated (VIN F)		1970 J-100	
Water Pump	DP1028	Water Pump		V8 5.7L GAS Naturally Aspirated	
1976 DJ5		V6 3.7L GAS Naturally Aspirated		Water Pump	
L6 3.8L GAS Naturally Aspirated (VIN E)		Water Pump		DP1046	
Water Pump	DP1028	1971 DJ5		V8 5.7L GAS Naturally Aspirated (VIN 9)	
L6 4.2L GAS Naturally Aspirated (VIN A)		L4 2.2L GAS Naturally Aspirated		Water Pump	
Water Pump	DP1028	Water Pump		DP1112	
1976 J10		L4 2.2L GAS Naturally Aspirated (VIN F)		1970 J-2500	
L6 4.2L GAS Naturally Aspirated (VIN A)		Water Pump	DP1112	V8 5.7L GAS Naturally Aspirated (VIN 9)	
Water Pump	DP1028	V6 3.7L GAS Naturally Aspirated		Water Pump	
1976 J20		Water Pump		DP1046	
L6 4.2L GAS Naturally Aspirated (VIN A)		1971 J-100		1970 J-2600	
Water Pump	DP1028	V8 5.7L GAS Naturally Aspirated		V8 5.7L GAS Naturally Aspirated (VIN 9)	
Water Pump		DP1046		Water Pump	
				DP1046	

Jeep	Jeep	Jeep
1970 J-2700	1969 J-2600	1968 Dispatcher
V8 5.7L GAS Naturally Aspirated (VIN 9)	V8 5.7L GAS Naturally Aspirated (VIN 9)	L4 2.2L GAS Naturally Aspirated
Water Pump DP1046	Water Pump DP1046	Water Pump DP1112
1970 J-3500	1969 J-2700	L4 2.2L GAS Naturally Aspirated (VIN 4)
V8 5.7L GAS Naturally Aspirated (VIN 9)	V8 5.7L GAS Naturally Aspirated (VIN 9)	Water Pump DP1112
Water Pump DP1046	Water Pump DP1046	L4 2.2L GAS Naturally Aspirated (VIN J)
1970 J-3600	1969 J-3500	Water Pump DP1112
V8 5.7L GAS Naturally Aspirated (VIN 9)	V8 5.7L GAS Naturally Aspirated (VIN 9)	V6 3.7L GAS Naturally Aspirated
Water Pump DP1046	Water Pump DP1046	Water Pump DP1046
1970 J-3700	1969 J-3600	1968 DJ5
V8 5.7L GAS Naturally Aspirated (VIN 9)	V8 5.7L GAS Naturally Aspirated (VIN 9)	L4 2.2L GAS Naturally Aspirated
Water Pump DP1046	Water Pump DP1046	Water Pump DP1112
1970 J-3800	1969 J-3700	L4 2.2L GAS Naturally Aspirated (VIN 4)
V8 5.7L GAS Naturally Aspirated (VIN 9)	V8 5.7L GAS Naturally Aspirated (VIN 9)	Water Pump DP1112
Water Pump DP1046	Water Pump DP1046	L4 2.2L GAS Naturally Aspirated (VIN J)
1970 J-4500	1969 J-3800	Water Pump DP1112
V8 5.7L GAS Naturally Aspirated (VIN 9)	V8 5.7L GAS Naturally Aspirated (VIN 9)	V6 3.7L GAS Naturally Aspirated
Water Pump DP1046	Water Pump DP1046	Water Pump DP1046
1970 J-4600	1969 Jeepster	1968 DJ6
V8 5.7L GAS Naturally Aspirated (VIN 9)	L4 2.2L GAS Naturally Aspirated	L4 2.2L GAS Naturally Aspirated
Water Pump DP1046	Water Pump DP1112	Water Pump DP1112
1970 J-4700	V6 3.7L GAS Naturally Aspirated	V6 3.7L GAS Naturally Aspirated
V8 5.7L GAS Naturally Aspirated (VIN 9)	Water Pump DP1046	Water Pump DP1046
Water Pump DP1046	1969 Wagoneer	1968 J-100
1970 Jeepster	V8 5.7L GAS Naturally Aspirated	V8 5.7L GAS Naturally Aspirated
L4 2.2L GAS Naturally Aspirated	Water Pump DP1046	Water Pump DP1046
Water Pump DP1112	V8 5.7L GAS Naturally Aspirated (VIN 9)	1968 Jeepster
L4 2.2L GAS Naturally Aspirated (VIN F)	Water Pump DP1046	L4 2.2L GAS Naturally Aspirated
Water Pump DP1112	1968 CJ5	Water Pump DP1112
V6 3.7L GAS Naturally Aspirated	L4 2.2L GAS Naturally Aspirated	L4 2.2L GAS Naturally Aspirated (VIN 4)
Water Pump DP1046	Water Pump DP1112	Water Pump DP1112
1970 Wagoneer	L4 2.2L GAS Naturally Aspirated (VIN 4)	L4 2.2L GAS Naturally Aspirated (VIN J)
V8 5.7L GAS Naturally Aspirated	Water Pump DP1112	Water Pump DP1112
Water Pump DP1046	L4 2.2L GAS Naturally Aspirated (VIN J)	V6 3.7L GAS Naturally Aspirated
V8 5.7L GAS Naturally Aspirated (VIN 9)	Water Pump DP1112	Water Pump DP1046
Water Pump DP1046	V6 3.7L GAS Naturally Aspirated	1968 Wagoneer
1969 CJ5	Water Pump DP1046	V8 5.7L GAS Naturally Aspirated
L4 2.2L GAS Naturally Aspirated	1968 CJ5A	Water Pump DP1046
Water Pump DP1112	L4 2.2L GAS Naturally Aspirated	1967 CJ5
V6 3.7L GAS Naturally Aspirated	Water Pump DP1112	L4 2.2L GAS Naturally Aspirated
Water Pump DP1046	V6 3.7L GAS Naturally Aspirated	Water Pump DP1112
1969 CJ6	Water Pump DP1046	L4 2.2L GAS Naturally Aspirated (VIN 4)
L4 2.2L GAS Naturally Aspirated	1968 CJ6	Water Pump DP1112
Water Pump DP1112	L4 2.2L GAS Naturally Aspirated	L4 2.2L GAS Naturally Aspirated (VIN J)
V6 3.7L GAS Naturally Aspirated	Water Pump DP1112	Water Pump DP1112
Water Pump DP1046	L4 2.2L GAS Naturally Aspirated (VIN 4)	V6 3.7L GAS Naturally Aspirated
1969 Commando	Water Pump DP1112	Water Pump DP1046
L4 2.2L GAS Naturally Aspirated	L4 2.2L GAS Naturally Aspirated (VIN J)	1967 CJ5A
Water Pump DP1112	Water Pump DP1112	L4 2.2L GAS Naturally Aspirated
V6 3.7L GAS Naturally Aspirated	V6 3.7L GAS Naturally Aspirated	Water Pump DP1112
Water Pump DP1046	Water Pump DP1046	V6 3.7L GAS Naturally Aspirated
1969 Dispatcher	V6 3.7L GAS Naturally Aspirated (VIN H)	Water Pump DP1046
L4 2.2L GAS Naturally Aspirated	Water Pump DP1046	1967 CJ6
Water Pump DP1112	V6 3.7L GAS Naturally Aspirated (VIN P)	L4 2.2L GAS Naturally Aspirated
V6 3.7L GAS Naturally Aspirated	Water Pump DP1046	Water Pump DP1112
Water Pump DP1046	1968 CJ6A	L4 2.2L GAS Naturally Aspirated (VIN 4)
1969 DJ5	L4 2.2L GAS Naturally Aspirated	Water Pump DP1112
L4 2.2L GAS Naturally Aspirated	Water Pump DP1112	L4 2.2L GAS Naturally Aspirated (VIN J)
Water Pump DP1112	V6 3.7L GAS Naturally Aspirated	Water Pump DP1112
V6 3.7L GAS Naturally Aspirated	Water Pump DP1046	V6 3.7L GAS Naturally Aspirated
Water Pump DP1046	1968 Commando	Water Pump DP1046
1969 J-100	L4 2.2L GAS Naturally Aspirated	1967 CJ6A
V8 5.7L GAS Naturally Aspirated	Water Pump DP1112	L4 2.2L GAS Naturally Aspirated
Water Pump DP1046	L4 2.2L GAS Naturally Aspirated (VIN 4)	Water Pump DP1112
V8 5.7L GAS Naturally Aspirated (VIN 9)	Water Pump DP1112	V6 3.7L GAS Naturally Aspirated
Water Pump DP1046	L4 2.2L GAS Naturally Aspirated (VIN J)	Water Pump DP1046
1969 J-2500	Water Pump DP1112	1967 Commando
V8 5.7L GAS Naturally Aspirated (VIN 9)	V6 3.7L GAS Naturally Aspirated	L4 2.2L GAS Naturally Aspirated
Water Pump DP1046	Water Pump DP1046	Water Pump DP1112

Jeep	
1967 Commando	
L4 2.2L GAS Naturally Aspirated (VIN 4)	
Water Pump	DP1112
L4 2.2L GAS Naturally Aspirated (VIN J)	
Water Pump	DP1112
V6 3.7L GAS Naturally Aspirated	
Water Pump	DP1046
1967 Dispatcher	
L4 2.2L GAS Naturally Aspirated	
Water Pump	DP1112
L4 2.2L GAS Naturally Aspirated (VIN 4)	
Water Pump	DP1112
L4 2.2L GAS Naturally Aspirated (VIN J)	
Water Pump	DP1112
V6 3.7L GAS Naturally Aspirated	
Water Pump	DP1046
1967 DJ5	
L4 2.2L GAS Naturally Aspirated	
Water Pump	DP1112
L4 2.2L GAS Naturally Aspirated (VIN 4)	
Water Pump	DP1112
L4 2.2L GAS Naturally Aspirated (VIN J)	
Water Pump	DP1112
V6 3.7L GAS Naturally Aspirated	
Water Pump	DP1046
1967 DJ6	
L4 2.2L GAS Naturally Aspirated	
Water Pump	DP1112
V6 3.7L GAS Naturally Aspirated	
Water Pump	DP1046
1967 Jeepster	
L4 2.2L GAS Naturally Aspirated	
Water Pump	DP1112
L4 2.2L GAS Naturally Aspirated (VIN 4)	
Water Pump	DP1112
L4 2.2L GAS Naturally Aspirated (VIN J)	
Water Pump	DP1112
V6 3.7L GAS Naturally Aspirated	
Water Pump	DP1046
1967 Universal	
L4 2.2L GAS Naturally Aspirated	
Water Pump	DP1112
V6 3.7L GAS Naturally Aspirated	
Water Pump	DP1046
1967 Universal Truck	
L4 2.2L GAS Naturally Aspirated	
Water Pump	DP1112
L4 2.2L GAS Naturally Aspirated (VIN 4)	
Water Pump	DP1112
L4 2.2L GAS Naturally Aspirated (VIN J)	
Water Pump	DP1112
V6 3.7L GAS Naturally Aspirated	
Water Pump	DP1046
1966 CJ3	
L4 2.2L GAS Naturally Aspirated	
Water Pump	DP1112
V6 3.7L GAS Naturally Aspirated	
Water Pump	DP1046
1966 CJ5	
L4 2.2L GAS Naturally Aspirated	
Water Pump	DP1112
V6 3.7L GAS Naturally Aspirated	
Water Pump	DP1046
1966 CJ5A	
L4 2.2L GAS Naturally Aspirated	
Water Pump	DP1112
V6 3.7L GAS Naturally Aspirated	
Water Pump	DP1046

Jeep	
1966 CJ6	
L4 2.2L GAS Naturally Aspirated	
Water Pump	DP1112
V6 3.7L GAS Naturally Aspirated	
Water Pump	DP1046
1966 CJ6A	
L4 2.2L GAS Naturally Aspirated	
Water Pump	DP1112
V6 3.7L GAS Naturally Aspirated	
Water Pump	DP1046
1966 Commando	
L4 2.2L GAS Naturally Aspirated	
Water Pump	DP1112
V6 3.7L GAS Naturally Aspirated	
Water Pump	DP1046
1966 Dispatcher	
L4 2.2L GAS Naturally Aspirated	
Water Pump	DP1112
V6 3.7L GAS Naturally Aspirated	
Water Pump	DP1046
1966 DJ3	
L4 2.2L GAS Naturally Aspirated	
Water Pump	DP1112
1966 DJ5	
L4 2.2L GAS Naturally Aspirated	
Water Pump	DP1112
V6 3.7L GAS Naturally Aspirated	
Water Pump	DP1046
1966 DJ6	
L4 2.2L GAS Naturally Aspirated	
Water Pump	DP1112
V6 3.7L GAS Naturally Aspirated	
Water Pump	DP1046
1966 F-134	
L4 2.2L GAS Naturally Aspirated	
Water Pump	DP1112
1966 FC150	
L4 2.2L GAS Naturally Aspirated	
Water Pump	DP1112
L6 3.7L GAS Naturally Aspirated	
Water Pump	DP1046
L6 3.7L GAS Naturally Aspirated (VIN T)	
Water Pump	DP1046
1966 FC170	
L4 2.2L GAS Naturally Aspirated	
Water Pump	DP1112
1966 Jeepster	
L4 2.2L GAS Naturally Aspirated	
Water Pump	DP1112
V6 3.7L GAS Naturally Aspirated	
Water Pump	DP1046
1966 Truck	
L4 2.2L GAS Naturally Aspirated	
Water Pump	DP1112
1966 Universal	
L4 2.2L GAS Naturally Aspirated	
Water Pump	DP1112
V6 3.7L GAS Naturally Aspirated	
Water Pump	DP1046
1966 Universal Truck	
L4 2.2L GAS Naturally Aspirated	
Water Pump	DP1112
V6 3.7L GAS Naturally Aspirated	
Water Pump	DP1046
1965 CJ3	
L4 2.2L GAS Naturally Aspirated	
Water Pump	DP1112

Jeep	
1965 CJ5	
L4 2.2L GAS Naturally Aspirated	
Water Pump	DP1112
1965 CJ6	
L4 2.2L GAS Naturally Aspirated	
Water Pump	DP1112
1965 Dispatcher	
L4 2.2L GAS Naturally Aspirated	
Water Pump	DP1112
1965 DJ3	
L4 2.2L GAS Naturally Aspirated	
Water Pump	DP1112
1965 DJ5	
L4 2.2L GAS Naturally Aspirated	
Water Pump	DP1112
1965 DJ6	
L4 2.2L GAS Naturally Aspirated	
Water Pump	DP1112
1965 F-134	
L4 2.2L GAS Naturally Aspirated	
Water Pump	DP1112
1965 FC150	
L4 2.2L GAS Naturally Aspirated	
Water Pump	DP1112
1965 FC170	
L4 2.2L GAS Naturally Aspirated	
Water Pump	DP1112
1965 Truck	
L4 2.2L GAS Naturally Aspirated	
Water Pump	DP1112
1965 Universal	
L4 2.2L GAS Naturally Aspirated	
Water Pump	DP1112
1965 Universal Truck	
L4 2.2L GAS Naturally Aspirated	
Water Pump	DP1112
1964 CJ3	
L4 2.2L GAS Naturally Aspirated	
Water Pump	DP1112
1964 CJ5	
L4 2.2L GAS Naturally Aspirated	
Water Pump	DP1112
1964 CJ6	
L4 2.2L GAS Naturally Aspirated	
Water Pump	DP1112
1964 Dispatcher	
L4 2.2L GAS Naturally Aspirated	
Water Pump	DP1112
1964 DJ3	
L4 2.2L GAS Naturally Aspirated	
Water Pump	DP1112
1964 F-134	
L4 2.2L GAS Naturally Aspirated	
Water Pump	DP1112
1964 FC150	
L4 2.2L GAS Naturally Aspirated	
Water Pump	DP1112
1964 FC170	
L4 2.2L GAS Naturally Aspirated	
Water Pump	DP1112
1964 FJ3	
L4 2.2L GAS Naturally Aspirated	
Water Pump	DP1112
1964 FJ3A	
L4 2.2L GAS Naturally Aspirated	
Water Pump	DP1112
1964 Truck	
L4 2.2L GAS Naturally Aspirated	
Water Pump	DP1112

Jeep	Jeep	Jeep
1964 Universal	1962 Truck	1960 F4-134
L4 2.2L GAS Naturally Aspirated	L4 2.2L GAS Naturally Aspirated	L4 2.2L GAS Naturally Aspirated
Water Pump DP1112	Water Pump DP1112	Water Pump DP1112
1964 Universal Truck	1962 Universal	1960 FA-134
L4 2.2L GAS Naturally Aspirated	L4 2.2L GAS Naturally Aspirated	L4 2.2L GAS Naturally Aspirated
Water Pump DP1112	Water Pump DP1112	Water Pump DP1112
1964 Utility Wagon	1962 Universal Truck	1960 FC150
L4 2.2L GAS Naturally Aspirated	L4 2.2L GAS Naturally Aspirated	L4 2.2L GAS Naturally Aspirated
Water Pump DP1112	Water Pump DP1112	Water Pump DP1112
1963 CJ3	1962 Utility	1960 FC170
L4 2.2L GAS Naturally Aspirated	L4 2.2L GAS Naturally Aspirated	L4 2.2L GAS Naturally Aspirated
Water Pump DP1112	Water Pump DP1112	Water Pump DP1112
1963 CJ5	1962 Utility Wagon	1959 CJ3
L4 2.2L GAS Naturally Aspirated	L4 2.2L GAS Naturally Aspirated	L4 2.2L GAS Naturally Aspirated
Water Pump DP1112	Water Pump DP1112	Water Pump DP1112
1963 CJ6	1961 CJ3	1959 CJ5
L4 2.2L GAS Naturally Aspirated	L4 2.2L GAS Naturally Aspirated	L4 2.2L GAS Naturally Aspirated
Water Pump DP1112	Water Pump DP1112	Water Pump DP1112
1963 Dispatcher	1961 CJ5	1959 CJ6
L4 2.2L GAS Naturally Aspirated	L4 2.2L GAS Naturally Aspirated	L4 2.2L GAS Naturally Aspirated
Water Pump DP1112	Water Pump DP1112	Water Pump DP1112
1963 DJ3	1961 CJ6	1959 DJ3
L4 2.2L GAS Naturally Aspirated	L4 2.2L GAS Naturally Aspirated	L4 2.2L GAS Naturally Aspirated
Water Pump DP1112	Water Pump DP1112	Water Pump DP1112
1963 F-134	1961 Dispatcher	1959 F4-134
L4 2.2L GAS Naturally Aspirated	L4 2.2L GAS Naturally Aspirated	L4 2.2L GAS Naturally Aspirated
Water Pump DP1112	Water Pump DP1112	Water Pump DP1112
1963 FC150	1961 DJ3	1959 FA-134
L4 2.2L GAS Naturally Aspirated	L4 2.2L GAS Naturally Aspirated	L4 2.2L GAS Naturally Aspirated
Water Pump DP1112	Water Pump DP1112	Water Pump DP1112
1963 FJ3A	1961 F4-134	1959 FC150
L4 2.2L GAS Naturally Aspirated	L4 2.2L GAS Naturally Aspirated	L4 2.2L GAS Naturally Aspirated
Water Pump DP1112	Water Pump DP1112	Water Pump DP1112
1963 Truck	1961 FC150	1959 FC170
L4 2.2L GAS Naturally Aspirated	L4 2.2L GAS Naturally Aspirated	L4 2.2L GAS Naturally Aspirated
Water Pump DP1112	Water Pump DP1112	Water Pump DP1112
1963 Universal	1961 FC170	1958 F4-134
L4 2.2L GAS Naturally Aspirated	L4 2.2L GAS Naturally Aspirated	L4 2.2L GAS Naturally Aspirated
Water Pump DP1112	Water Pump DP1112	Water Pump DP1112
1963 Universal Truck	1961 FJ3A	1958 FA-134
L4 2.2L GAS Naturally Aspirated	L4 2.2L GAS Naturally Aspirated	L4 2.2L GAS Naturally Aspirated
Water Pump DP1112	Water Pump DP1112	Water Pump DP1112
1963 Utility Wagon	1961 Truck	1958 FC150
L4 2.2L GAS Naturally Aspirated	L4 2.2L GAS Naturally Aspirated	L4 2.2L GAS Naturally Aspirated
Water Pump DP1112	Water Pump DP1112	Water Pump DP1112
1962 CJ3	1961 Universal	1958 FC170
L4 2.2L GAS Naturally Aspirated	L4 2.2L GAS Naturally Aspirated	L4 2.2L GAS Naturally Aspirated
Water Pump DP1112	Water Pump DP1112	Water Pump DP1112
1962 CJ5	1961 Universal Truck	1958 Willys
L4 2.2L GAS Naturally Aspirated	L4 2.2L GAS Naturally Aspirated	L4 2.2L GAS Naturally Aspirated
Water Pump DP1112	Water Pump DP1112	Water Pump DP1112
1962 CJ6	1961 Utility	1957 F4-134
L4 2.2L GAS Naturally Aspirated	L4 2.2L GAS Naturally Aspirated	L4 2.2L GAS Naturally Aspirated
Water Pump DP1112	Water Pump DP1112	Water Pump DP1112
1962 Dispatcher	1961 Utility Wagon	1957 FC150
L4 2.2L GAS Naturally Aspirated	L4 2.2L GAS Naturally Aspirated	L4 2.2L GAS Naturally Aspirated
Water Pump DP1112	Water Pump DP1112	Water Pump DP1112
1962 DJ3	1960 CJ3	1957 FC170
L4 2.2L GAS Naturally Aspirated	L4 2.2L GAS Naturally Aspirated	L4 2.2L GAS Naturally Aspirated
Water Pump DP1112	Water Pump DP1112	Water Pump DP1112
1962 F4-134	1960 CJ5	1957 Willys
L4 2.2L GAS Naturally Aspirated	L4 2.2L GAS Naturally Aspirated	L4 2.2L GAS Naturally Aspirated
Water Pump DP1112	Water Pump DP1112	Water Pump DP1112
1962 FC150	1960 CJ6	1956 475
L4 2.2L GAS Naturally Aspirated	L4 2.2L GAS Naturally Aspirated	L4 2.2L GAS Naturally Aspirated
Water Pump DP1112	Water Pump DP1112	Water Pump DP1112
1962 FJ3A	1960 DJ3	1956 Willys
L4 2.2L GAS Naturally Aspirated	L4 2.2L GAS Naturally Aspirated	L4 2.2L GAS Naturally Aspirated
Water Pump DP1112	Water Pump DP1112	Water Pump DP1112

Jeep		Kia		Kia	
1955 Willys		2015 Rio		2012 Sedona	
L4 2.2L GAS Naturally Aspirated		L4 1.6L GAS Naturally Aspirated (VIN 3)		V6 3.5L GAS Naturally Aspirated (VIN 7)	
Water Pump	DP1112	Water Pump	DP346	Water Pump	DP1227
1954 Willys		2015 Sedona		2012 Sorento	
L4 2.2L GAS Naturally Aspirated		V6 3.3L GAS Naturally Aspirated (VIN 1)		V6 3.5L GAS Naturally Aspirated (VIN 2)	
Water Pump	DP1112	Water Pump	DP1227	Water Pump	DP1227
1953 Willys		2015 Sorento		2012 Soul	
L4 2.2L GAS Naturally Aspirated		V6 3.3L GAS Naturally Aspirated (VIN 7)		L4 1.6L GAS Naturally Aspirated (VIN 5)	
Water Pump	DP1112	Water Pump	DP1227	Water Pump	DP346
1952 Willys		2015 Soul		2011 Borrego	
L4 2.2L GAS Naturally Aspirated		L4 1.6L GAS Naturally Aspirated (VIN 2)		V6 3.8L GAS Naturally Aspirated (VIN 1)	
Water Pump	DP1112	Water Pump	DP346	Water Pump	DP1227
1951 Willys		2014 Forte Koup		2011 Forte	
L4 2.2L GAS Naturally Aspirated		L4 1.6L GAS Turbocharged (VIN 3)		L4 2.0L GAS Naturally Aspirated (VIN 2)	
Water Pump	DP1112	Water Pump	DP346	Water Pump	DP738
1950 Willys		2014 Forte5		2011 Forte Koup	
L4 2.2L GAS Naturally Aspirated		L4 1.6L GAS Turbocharged (VIN 3)		L4 2.0L GAS Naturally Aspirated (VIN 2)	
Water Pump	DP1112	Water Pump	DP346	Water Pump	DP738
1949 Willys		2014 Rio		L4 2.4L GAS Naturally Aspirated (VIN 3)	
L4 2.2L GAS Naturally Aspirated		L4 1.6L GAS Naturally Aspirated (VIN 3)		Water Pump	DP738
Water Pump	DP1112	Water Pump	DP346	2011 Rio	
1948 Willys		2014 Sedona		L4 1.6L GAS Naturally Aspirated (VIN 3)	
L4 2.2L GAS Naturally Aspirated		V6 3.5L GAS Naturally Aspirated (VIN 7)		Water Pump	DP346 ⁹
Water Pump	DP1112	Water Pump	DP1227	2011 Rio5	
1947 Willys		2014 Soul		L4 1.6L GAS Naturally Aspirated (VIN 3)	
L4 2.2L GAS Naturally Aspirated		L4 1.6L GAS Naturally Aspirated (VIN 2)		Water Pump	DP346 ⁹
Water Pump	DP1112	Water Pump	DP346	2011 Rondo	
1946 Willys		2013 Forte		L4 2.4L GAS Naturally Aspirated (VIN 8)	
L4 2.2L GAS Naturally Aspirated		L4 2.0L GAS Naturally Aspirated (VIN 2)		Water Pump	DP738
Water Pump	DP1112	Water Pump	DP738	V6 2.7L GAS Naturally Aspirated (VIN 6)	
1945 Willys		L4 2.4L GAS Naturally Aspirated (VIN 3)		Water Pump	DP1220
L4 2.2L GAS Naturally Aspirated		Water Pump	DP738	2011 Sedona	
Water Pump	DP1112	2013 Forte Koup		V6 3.5L GAS Naturally Aspirated (VIN 7)	
Kia		L4 2.0L GAS Naturally Aspirated (VIN 2)		Water Pump	DP1227
2017 K900		Water Pump	DP738	2011 Sorento	
V6 3.8L GAS Naturally Aspirated (VIN 3)		L4 2.4L GAS Naturally Aspirated (VIN 3)		L4 2.4L GAS Naturally Aspirated (VIN 1)	
Water Pump	DP1227	Water Pump	DP738	Water Pump	DP738
2016 Forte Koup		2013 Forte5		V6 3.5L GAS Naturally Aspirated (VIN 2)	
L4 1.6L GAS Turbocharged (VIN 3)		L4 2.0L GAS Naturally Aspirated (VIN 2)		Water Pump	DP1227
Water Pump	DP346	Water Pump	DP738	2011 Soul	
2016 Forte5		L4 2.4L GAS Naturally Aspirated (VIN 3)		L4 1.6L GAS Naturally Aspirated (VIN 1)	
L4 1.6L GAS Turbocharged (VIN 3)		Water Pump	DP738	Water Pump	DP346
Water Pump	DP346	2013 Rio		L4 2.0L GAS Naturally Aspirated (VIN 2)	
2016 K900		L4 1.6L GAS Naturally Aspirated (VIN 3)		Water Pump	DP356 ⁹
V6 3.8L GAS Naturally Aspirated (VIN 3)		Water Pump	DP346	2010 Borrego	
Water Pump	DP1227	2013 Sorento		V6 3.8L GAS Naturally Aspirated (VIN 1)	
2016 Optima		V6 3.5L GAS Naturally Aspirated (VIN 2)		Water Pump	DP1227
L4 1.6L GAS Turbocharged (VIN 1)		Water Pump	DP1227	2010 Forte	
Water Pump	DP346	2013 Soul		L4 2.0L GAS Naturally Aspirated (VIN 2)	
2016 Rio		L4 1.6L GAS Naturally Aspirated (VIN 5)		Water Pump	DP738
L4 1.6L GAS Naturally Aspirated (VIN 3)		Water Pump	DP346	L4 2.4L GAS Naturally Aspirated (VIN 3)	
Water Pump	DP346	2012 Forte		Water Pump	DP738
2016 Soul		L4 2.0L GAS Naturally Aspirated (VIN 2)		2010 Forte Koup	
L4 1.6L GAS Naturally Aspirated (VIN 2)		Water Pump	DP738	L4 2.0L GAS Naturally Aspirated (VIN 2)	
Water Pump	DP346	L4 2.4L GAS Naturally Aspirated (VIN 3)		Water Pump	DP738
2015 Cadenza		Water Pump	DP738	L4 2.4L GAS Naturally Aspirated (VIN 3)	
V6 3.3L GAS Naturally Aspirated (VIN 7)		2012 Forte Koup		Water Pump	DP738
Water Pump	DP1227	L4 2.0L GAS Naturally Aspirated (VIN 2)		2010 Magentis	
2015 Forte Koup		Water Pump	DP738	V6 2.7L GAS Naturally Aspirated (VIN 4)	
L4 1.6L GAS Turbocharged (VIN 3)		L4 2.4L GAS Naturally Aspirated (VIN 3)		Water Pump	DP1220 ^{11,9}
Water Pump	DP346	Water Pump	DP738	2010 Optima	
2015 Forte5		2012 Forte5		L4 2.4L GAS Naturally Aspirated (VIN 8)	
L4 1.6L GAS Turbocharged (VIN 3)		L4 2.0L GAS Naturally Aspirated (VIN 2)		Water Pump	DP738
Water Pump	DP346	L4 2.4L GAS Naturally Aspirated (VIN 3)		V6 2.7L GAS Naturally Aspirated (VIN 4)	
2015 K900		Water Pump	DP738	Water Pump	DP1220 ^{11,9}
V6 3.8L GAS Naturally Aspirated (VIN 3)		2012 Rio		2010 Rio	
Water Pump	DP1227	L4 1.6L GAS Naturally Aspirated (VIN 3)		L4 1.6L GAS Naturally Aspirated (VIN 3)	
		Water Pump	DP346	Water Pump	DP346 ⁹

Kia	2010 Rio5 L4 1.6L GAS Naturally Aspirated (VIN 3) Water Pump DP346 ⁹	Kia	2009 Sportage V6 2.7L GAS Naturally Aspirated (VIN 3) Water Pump DP440 ^{11,9}	Kia	2007 Rondo L4 2.4L GAS Naturally Aspirated (VIN 5) Water Pump DP738 V6 2.7L GAS Naturally Aspirated (VIN 6) Water Pump DP1220 ^{11,9}
2010 Rondo L4 2.4L GAS Naturally Aspirated (VIN 8) Water Pump DP738 L4 2.4L GAS Naturally Aspirated (VIN 9) Water Pump DP738 V6 2.7L GAS Naturally Aspirated (VIN 6) Water Pump DP1220 ^{11,9}		2008 Amanti V6 3.8L GAS Naturally Aspirated (VIN 5) Water Pump DP1227		2007 Sedona V6 3.8L GAS Naturally Aspirated (VIN 3) Water Pump DP1227	
2010 Soul L4 1.6L GAS Naturally Aspirated (VIN 1) Water Pump DP346 L4 2.0L GAS Naturally Aspirated (VIN 2) Water Pump DP356 ⁹		2008 Magentis L4 2.4L GAS Naturally Aspirated (VIN 3) Water Pump DP738 V6 2.7L GAS Naturally Aspirated (VIN 4) Water Pump DP1220 ⁹		2007 Sorento V6 3.8L GAS Naturally Aspirated Water Pump DP1227	
2010 Sportage L4 2.0L GAS Naturally Aspirated (VIN 2) Water Pump DP356 ⁹ L4 2.0L GAS Naturally Aspirated (VIN 4) Water Pump DP356 ⁹ V6 2.7L GAS Naturally Aspirated (VIN 3) Water Pump DP440 ^{11,9}		2008 Optima L4 2.4L GAS Naturally Aspirated (VIN 3) Water Pump DP738 V6 2.7L GAS Naturally Aspirated (VIN 4) Water Pump DP1220 ^{11,9}		2007 Spectra L4 2.0L GAS Naturally Aspirated Water Pump DP356 ⁹	
2009 Amanti V6 3.8L GAS Naturally Aspirated (VIN 5) Water Pump DP1227		2008 Rio L4 1.6L GAS Naturally Aspirated (VIN 3) Water Pump DP346 ⁹		2007 Spectra5 L4 2.0L GAS Naturally Aspirated Water Pump DP356 ⁹	
2009 Borrego V6 3.8L GAS Naturally Aspirated (VIN 1) Water Pump DP1227		2008 Rio5 L4 1.6L GAS Naturally Aspirated (VIN 3) Water Pump DP346 ⁹		2007 Sportage L4 2.0L GAS Naturally Aspirated Water Pump DP356 ⁹ V6 2.7L GAS Naturally Aspirated Water Pump DP440 ^{11,9}	
2009 Magentis V6 2.7L GAS Naturally Aspirated (VIN 4) Water Pump DP1220 ^{11,9}		2008 Rondo L4 2.4L GAS Naturally Aspirated (VIN 5) Water Pump DP738 V6 2.7L GAS Naturally Aspirated (VIN 6) Water Pump DP1220 ^{11,9}		2006 Magentis L4 2.4L GAS Naturally Aspirated (VIN 6) Water Pump DP738 ⁹ V6 2.7L GAS Naturally Aspirated (VIN 8) Water Pump DP440 ⁹	
2009 Optima L4 2.4L GAS Naturally Aspirated (VIN 8) Water Pump DP738 V6 2.7L GAS Naturally Aspirated (VIN 4) Water Pump DP1220 ^{11,9}		2008 Sedona V6 3.8L GAS Naturally Aspirated (VIN 3) Water Pump DP1227		2006 Rio L4 1.6L GAS Naturally Aspirated Water Pump DP346 ⁹	
2009 Rio L4 1.6L GAS Naturally Aspirated (VIN 3) Water Pump DP346 ⁹		2008 Sorento V6 3.3L GAS Naturally Aspirated Water Pump DP1227 V6 3.8L GAS Naturally Aspirated Water Pump DP1227		2006 Rio5 L4 1.6L GAS Naturally Aspirated Water Pump DP346 ⁹	
2009 Rio5 L4 1.6L GAS Naturally Aspirated (VIN 3) Water Pump DP346 ⁹		2008 Spectra L4 2.0L GAS Naturally Aspirated (VIN 1) Water Pump DP356 ⁹ L4 2.0L GAS Naturally Aspirated (VIN 2) Water Pump DP356 ⁹		2006 Sedona V6 3.8L GAS Naturally Aspirated Water Pump DP1227	
2009 Rondo L4 2.4L GAS Naturally Aspirated (VIN 8) Water Pump DP738 V6 2.7L GAS Naturally Aspirated (VIN 6) Water Pump DP1220 ^{11,9}		2008 Spectra5 L4 2.0L GAS Naturally Aspirated (VIN 1) Water Pump DP356 ⁹ L4 2.0L GAS Naturally Aspirated (VIN 2) Water Pump DP356 ⁹		2006 Spectra L4 2.0L GAS Naturally Aspirated Water Pump DP356 ⁹	
2009 Sedona V6 3.8L GAS Naturally Aspirated (VIN 3) Water Pump DP1227		2008 Sportage L4 2.0L GAS Naturally Aspirated Water Pump DP356 ⁹ V6 2.7L GAS Naturally Aspirated Water Pump DP440 ^{11,9}		2006 Spectra5 L4 2.0L GAS Naturally Aspirated Water Pump DP356 ⁹	
2009 Sorento V6 3.3L GAS Naturally Aspirated (VIN 5) Water Pump DP1227 V6 3.8L GAS Naturally Aspirated (VIN 6) Water Pump DP1227		2007 Amanti V6 3.8L GAS Naturally Aspirated (VIN 5) Water Pump DP1227		2006 Sportage L4 2.0L GAS Naturally Aspirated Water Pump DP356 ⁹ V6 2.7L GAS Naturally Aspirated Water Pump DP440 ^{11,9}	
2009 Spectra L4 2.0L GAS Naturally Aspirated (VIN 1) Water Pump DP356 ⁹ L4 2.0L GAS Naturally Aspirated (VIN 2) Water Pump DP356 ⁹		2007 Magentis L4 2.4L GAS Naturally Aspirated (VIN 3) Water Pump DP738 V6 2.7L GAS Naturally Aspirated (VIN 4) Water Pump DP1220 ⁹		2005 Magentis L4 2.4L GAS Naturally Aspirated (VIN 6) Water Pump DP4501 ⁹ V6 2.7L GAS Naturally Aspirated (VIN 8) Water Pump DP440 ⁹	
2009 Spectra5 L4 2.0L GAS Naturally Aspirated (VIN 1) Water Pump DP356 ⁹ L4 2.0L GAS Naturally Aspirated (VIN 2) Water Pump DP356 ⁹		2007 Optima L4 2.4L GAS Naturally Aspirated (VIN 3) Water Pump DP738 V6 2.7L GAS Naturally Aspirated (VIN 4) Water Pump DP1220 ^{11,9}		2005 Optima L4 2.4L GAS Naturally Aspirated (VIN 6) Water Pump DP4501 ⁹ V6 2.7L GAS Naturally Aspirated (VIN 8) Water Pump DP440 ^{11,9}	
2009 Sportage L4 2.0L GAS Naturally Aspirated (VIN 4) Water Pump DP356 ⁹		2007 Rio L4 1.6L GAS Naturally Aspirated Water Pump DP346 ⁹		2005 Rio L4 1.6L GAS Naturally Aspirated Water Pump DP773 ⁹	
		2007 Rio5 L4 1.6L GAS Naturally Aspirated Water Pump DP346 ⁹		2005 Spectra L4 2.0L GAS Naturally Aspirated Water Pump DP356 ⁹	
				2005 Spectra5 L4 2.0L GAS Naturally Aspirated Water Pump DP356 ⁹	
				2005 Sportage L4 2.0L GAS Naturally Aspirated Water Pump DP356 ⁹	

Kia	
2005 Sportage	
V6 2.7L GAS Naturally Aspirated	
Water Pump	DP440 ^{11,9}
2004 Magentis	
L4 2.4L GAS Naturally Aspirated (VIN S)	
Water Pump	DP4501 ⁹
V6 2.7L GAS Naturally Aspirated	
Water Pump	DP440 ⁹
2004 Optima	
L4 2.4L GAS Naturally Aspirated (VIN 6)	
Water Pump	DP4501 ⁹
V6 2.7L GAS Naturally Aspirated (VIN 8)	
Water Pump	DP440 ^{11,9}
2004 Rio	
L4 1.6L GAS Naturally Aspirated	
Water Pump	DP773 ⁹
2004 Spectra	
L4 1.8L GAS Naturally Aspirated (VIN 1)	
Water Pump	DP831 ⁹
L4 2.0L GAS Naturally Aspirated	
Water Pump	DP356 ⁹
2003 Magentis	
L4 2.4L GAS Naturally Aspirated (VIN S)	
Water Pump	DP4501 ⁹
V6 2.7L GAS Naturally Aspirated	
Water Pump	DP440
2003 Optima	
L4 2.4L GAS Naturally Aspirated (VIN 6)	
Water Pump	DP4501 ⁹
V6 2.7L GAS Naturally Aspirated (VIN 8)	
Water Pump	DP440 ^{11,9}
2003 Rio	
L4 1.6L GAS Naturally Aspirated	
Water Pump	DP773 ⁹
2003 Spectra	
L4 1.8L GAS Naturally Aspirated (VIN 1)	
Water Pump	DP831 ⁹
2002 Magentis	
L4 2.4L GAS Naturally Aspirated (VIN S)	
Water Pump	DP4501 ⁹
V6 2.7L GAS Naturally Aspirated	
Water Pump	DP440
2002 Optima	
L4 2.4L GAS Naturally Aspirated (VIN 6)	
Water Pump	DP4501 ⁹
V6 2.7L GAS Naturally Aspirated (VIN 8)	
Water Pump	DP440 ^{11,9}
2002 Rio	
L4 1.5L GAS Naturally Aspirated	
Water Pump	DP773 ⁹
2002 Spectra	
L4 1.8L GAS Naturally Aspirated (VIN 1)	
Water Pump	DP831 ⁹
2002 Sportage	
L4 2.0L GAS Naturally Aspirated (VIN 3)	
Water Pump	DP066 ^{11,9}
2001 Magentis	
L4 2.4L GAS Naturally Aspirated (VIN S)	
Water Pump	DP4501 ⁹
V6 2.5L GAS Naturally Aspirated	
Water Pump	DP440
2001 Optima	
L4 2.4L GAS Naturally Aspirated (VIN 6)	
Water Pump	DP4501 ⁹
V6 2.5L GAS Naturally Aspirated	
Water Pump	DP440 ^{11,9}
2001 Rio	
L4 1.5L GAS Naturally Aspirated	
Water Pump	DP773 ⁹

Kia	
2001 Sephia	
L4 1.8L GAS Naturally Aspirated (VIN 1)	
Water Pump	DP831 ⁹
2001 Spectra	
L4 1.8L GAS Naturally Aspirated (VIN 1)	
Water Pump	DP831 ⁹
2001 Sportage	
L4 2.0L GAS Naturally Aspirated (VIN 3)	
Water Pump	DP066 ^{11,9}
2000 Sephia	
L4 1.8L GAS Naturally Aspirated (VIN 1)	
Water Pump	DP831 ⁹
2000 Spectra	
L4 1.8L GAS Naturally Aspirated (VIN 1)	
Water Pump	DP831 ⁹
2000 Sportage	
L4 2.0L GAS Naturally Aspirated (VIN 3)	
Water Pump	DP066 ^{11,9}
1999 Sephia	
L4 1.8L GAS Naturally Aspirated	
Water Pump	DP831 ⁹
1999 Sportage	
L4 2.0L GAS Naturally Aspirated (VIN 3)	
Water Pump	DP066 ^{11,9}
1998 Sephia	
L4 1.8L GAS Naturally Aspirated (VIN 1)	
Water Pump	DP831 ⁹
L4 1.8L GAS Naturally Aspirated (VIN 5)	
Water Pump	DP831 ⁹
1998 Sportage	
L4 2.0L GAS Naturally Aspirated (VIN 3)	
Water Pump	DP066 ^{11,9}
1997 Sephia	
L4 1.6L GAS Naturally Aspirated (VIN 3)	
Water Pump	DP728 ⁹
L4 1.6L GAS Naturally Aspirated (VIN 4)	
Water Pump	DP728 ⁹
L4 1.8L GAS Naturally Aspirated (VIN 5)	
Water Pump	DP728 ⁹
1997 Sportage	
L4 2.0L GAS Naturally Aspirated (VIN 3)	
Water Pump	DP066 ^{11,9}
1996 Sephia	
L4 1.6L GAS Naturally Aspirated (VIN 3)	
Water Pump	DP728 ⁹
L4 1.6L GAS Naturally Aspirated (VIN 4)	
Water Pump	DP728 ⁹
L4 1.8L GAS Naturally Aspirated (VIN 5)	
Water Pump	DP728 ⁹
1996 Sportage	
L4 2.0L GAS Naturally Aspirated (VIN 3)	
Water Pump	DP066 ^{11,9}
1995 Sephia	
L4 1.8L GAS Naturally Aspirated (VIN 5)	
Water Pump	DP728 ⁹
1994 Sephia	
L4 1.6L GAS Naturally Aspirated (VIN 1)	
Water Pump	DP1020
Land Rover	
2009 LR3	
V8 4.4L GAS Naturally Aspirated (VIN 5)	
Water Pump	DP804
2009 Range Rover	
V8 4.2L GAS Supercharged (VIN 3)	
Water Pump	DP804
V8 4.4L GAS Naturally Aspirated (VIN 5)	
Water Pump	DP804

Land Rover	
2009 Range Rover Sport	
V8 4.2L GAS Supercharged (VIN 3)	
Water Pump	DP804
V8 4.4L GAS Naturally Aspirated (VIN 5)	
Water Pump	DP804
2008 LR3	
V8 4.4L GAS Naturally Aspirated (VIN 5)	
Water Pump	DP804
2008 Range Rover	
V8 4.2L GAS Supercharged (VIN 3)	
Water Pump	DP804
V8 4.4L GAS Naturally Aspirated (VIN 5)	
Water Pump	DP804
2008 Range Rover Sport	
V8 4.2L GAS Supercharged (VIN 3)	
Water Pump	DP804
V8 4.4L GAS Naturally Aspirated (VIN 5)	
Water Pump	DP804
2007 LR3	
V8 4.4L GAS Naturally Aspirated (VIN 5)	
Water Pump	DP804
2007 Range Rover	
V8 4.2L GAS Supercharged (VIN 3)	
Water Pump	DP804
V8 4.4L GAS Naturally Aspirated (VIN 5)	
Water Pump	DP804
2007 Range Rover Sport	
V8 4.2L GAS Supercharged (VIN 3)	
Water Pump	DP804
V8 4.4L GAS Naturally Aspirated (VIN 5)	
Water Pump	DP804
2006 LR3	
V8 4.4L GAS Naturally Aspirated (VIN 5)	
Water Pump	DP804
2006 Range Rover	
V8 4.2L GAS Supercharged (VIN 3)	
Water Pump	DP804
V8 4.4L GAS Naturally Aspirated (VIN 5)	
Water Pump	DP804
2006 Range Rover Sport	
V8 4.2L GAS Supercharged (VIN 3)	
Water Pump	DP804
V8 4.4L GAS Naturally Aspirated (VIN 5)	
Water Pump	DP804
2005 LR3	
V8 4.4L GAS Naturally Aspirated	
Water Pump	DP804
2004 Discovery	
V8 4.6L GAS Naturally Aspirated (VIN 9)	
Water Pump	DP867
2003 Discovery	
V8 4.6L GAS Naturally Aspirated (VIN 4)	
Water Pump	DP867
V8 4.6L GAS Naturally Aspirated (VIN 6)	
Water Pump	DP867
2002 Discovery	
V8 4.0L GAS Naturally Aspirated (VIN 2)	
Water Pump	DP867
V8 4.0L GAS Naturally Aspirated (VIN 5)	
Water Pump	DP867
2002 Range Rover	
V8 4.6L GAS Naturally Aspirated (VIN 4)	
Water Pump	DP867
V8 4.6L GAS Naturally Aspirated (VIN 6)	
Water Pump	DP867
2001 Discovery	
V8 4.0L GAS Naturally Aspirated (VIN 2)	
Water Pump	DP867

Land Rover	Lexus	Lexus
2001 Discovery	2017 IS300	2015 GS350
V8 4.0L GAS Naturally Aspirated (VIN 5)	V6 3.5L GAS Naturally Aspirated	V6 3.5L GAS Naturally Aspirated
Water Pump DP867	Water Pump DP1250	Water Pump DP1250
2001 Range Rover	2017 IS350	2015 GS450h
V8 4.6L GAS Naturally Aspirated (VIN 4)	V6 3.5L GAS Naturally Aspirated	V6 3.5L ELECTRIC/GAS Naturally Aspirated
Water Pump DP867	Water Pump DP1250	Water Pump DP1250
V8 4.6L GAS Naturally Aspirated (VIN 6)	2017 LS460	2015 IS250
Water Pump DP867	V8 4.6L GAS Naturally Aspirated	V6 2.5L GAS Naturally Aspirated
2000 Discovery	Water Pump DP1311	Water Pump DP1250
V8 4.0L GAS Naturally Aspirated	2017 LX570	2015 IS350
Water Pump DP867	V8 5.7L GAS Naturally Aspirated	V6 3.5L GAS Naturally Aspirated
2000 Range Rover	Water Pump DP1437	Water Pump DP1250
V8 4.0L GAS Naturally Aspirated	2017 RC F	2015 LS460
Water Pump DP867	V8 5.0L GAS Naturally Aspirated	V8 4.6L GAS Naturally Aspirated
V8 4.6L GAS Naturally Aspirated	Water Pump DP1311	Water Pump DP1311
Water Pump DP867	2017 RC300	2015 LS600h
1999 Discovery	V6 3.5L GAS Naturally Aspirated	V8 5.0L ELECTRIC/GAS Naturally Aspirated
V8 4.0L GAS Naturally Aspirated	Water Pump DP1250	Water Pump DP1311
Water Pump DP867	2017 RC350	2015 LX570
1999 Range Rover	V6 3.5L GAS Naturally Aspirated	V8 5.7L GAS Naturally Aspirated
V8 4.0L GAS Naturally Aspirated	Water Pump DP1250	Water Pump DP1437
Water Pump DP867	2016 ES350	2015 RC F
V8 4.6L GAS Naturally Aspirated	V6 3.5L GAS Naturally Aspirated	V8 5.0L GAS Naturally Aspirated
Water Pump DP867	Water Pump DP992	Water Pump DP1311
1998 Discovery	2016 GS F	2015 RC350
V8 4.0L GAS Naturally Aspirated (VIN 2)	V8 5.0L GAS Naturally Aspirated	V6 3.5L GAS Naturally Aspirated
Water Pump DP867	Water Pump DP1311	Water Pump DP1250
1998 Range Rover	2016 GS350	2015 RX350
V8 4.0L GAS Naturally Aspirated (VIN 2)	V6 3.5L GAS Naturally Aspirated	V6 3.5L GAS Naturally Aspirated
Water Pump DP867	Water Pump DP1250	Water Pump DP992
V8 4.6L GAS Naturally Aspirated (VIN 4)	2016 GS450h	2015 RX450h
Water Pump DP867	V6 3.5L ELECTRIC/GAS Naturally Aspirated	V6 3.5L ELECTRIC/GAS Naturally Aspirated
1997 Defender 90	Water Pump DP1250	Water Pump DP992
V8 4.0L GAS Naturally Aspirated (VIN 2)	2016 IS300	2014 ES350
Water Pump DP867	V6 3.5L GAS Naturally Aspirated	V6 3.5L GAS Naturally Aspirated
1997 Discovery	Water Pump DP1250	Water Pump DP992
V8 4.0L GAS Naturally Aspirated (VIN 2)	2016 IS350	2014 GS350
Water Pump DP867	V6 3.5L GAS Naturally Aspirated	V6 3.5L GAS Naturally Aspirated
1997 Range Rover	Water Pump DP1250	Water Pump DP1250
V8 4.0L GAS Naturally Aspirated (VIN 2)	2016 LS460	2014 GS450h
Water Pump DP867	V8 4.6L GAS Naturally Aspirated	V6 3.5L ELECTRIC/GAS Naturally Aspirated
V8 4.6L GAS Naturally Aspirated (VIN 4)	Water Pump DP1311	Water Pump DP1250
Water Pump DP867	2016 LS600h	2014 IS F
1996 Discovery	V8 5.0L ELECTRIC/GAS Naturally Aspirated	V8 5.0L GAS Naturally Aspirated
V8 4.0L GAS Naturally Aspirated (VIN 2)	Water Pump DP1311	Water Pump DP1311
Water Pump DP867	2016 LX570	2014 IS250
1996 Range Rover	V8 5.7L GAS Naturally Aspirated	V6 2.5L GAS Naturally Aspirated
V8 4.0L GAS Naturally Aspirated (VIN 2)	Water Pump DP1437	Water Pump DP1250
Water Pump DP867	2016 RC F	2014 IS350
1995 Discovery	V8 5.0L GAS Naturally Aspirated	V6 3.5L GAS Naturally Aspirated
V8 3.9L GAS Naturally Aspirated (VIN 2)	Water Pump DP1311	Water Pump DP1250
Water Pump DP867	2016 RC300	2014 LS460
1995 Range Rover	V6 3.5L GAS Naturally Aspirated	V8 4.6L GAS Naturally Aspirated
V8 4.0L GAS Naturally Aspirated (VIN 2)	Water Pump DP1250	Water Pump DP1311
Water Pump DP867	2016 RC350	2014 LS600h
1994 Discovery	V6 3.5L GAS Naturally Aspirated	V8 5.0L ELECTRIC/GAS Naturally Aspirated
V8 3.9L GAS Naturally Aspirated (VIN 2)	Water Pump DP1250	Water Pump DP1311
Water Pump DP867	2016 RX350	2014 LX570
Lexus	V6 3.5L GAS Naturally Aspirated	V8 5.7L GAS Naturally Aspirated
2017 GS F	Water Pump DP992	Water Pump DP1437
V8 5.0L GAS Naturally Aspirated	2016 RX450h	2014 RX350
Water Pump DP1311	V6 3.5L ELECTRIC/GAS Naturally Aspirated	V6 3.5L GAS Naturally Aspirated
2017 GS450h	Water Pump DP992	Water Pump DP992
V6 3.5L ELECTRIC/GAS Naturally Aspirated	2015 ES350	
Water Pump DP1250	V6 3.5L GAS Naturally Aspirated	
Water Pump	Water Pump DP992	

Lexus		Lexus		Lexus	
2014 RX450h		2011 ES350		2010 LS460	
V6 3.5L ELECTRIC/GAS Naturally Aspirated		V6 3.5L GAS Naturally Aspirated		V8 4.6L GAS Naturally Aspirated	
Water Pump	DP992	Water Pump	DP992	Water Pump	DP1311
2013 ES350		2011 GS350		2010 LS600h	
V6 3.5L GAS Naturally Aspirated		V6 3.5L GAS Naturally Aspirated		V8 5.0L ELECTRIC/GAS Naturally Aspirated	
Water Pump	DP992	Water Pump	DP1250	Water Pump	DP1311
2013 GS350		2011 GS450h		2010 LX570	
V6 3.5L GAS Naturally Aspirated		V6 3.5L ELECTRIC/GAS Naturally Aspirated		V8 5.7L GAS Naturally Aspirated	
Water Pump	DP1250	Water Pump	DP1250	Water Pump	DP1437
2013 GS450h		2011 GS460		2010 RX350	
V6 3.5L ELECTRIC/GAS Naturally Aspirated		V8 4.6L GAS Naturally Aspirated		V6 3.5L GAS Naturally Aspirated	
Water Pump	DP1250	Water Pump	DP1311	Water Pump	DP992
2013 IS F		2011 HS250h		2010 RX450h	
V8 5.0L GAS Naturally Aspirated		L4 2.4L ELECTRIC/GAS Naturally Aspirated		V6 3.5L ELECTRIC/GAS Naturally Aspirated	
Water Pump	DP1311	Water Pump	DP3001	Water Pump	DP992
2013 IS250		2011 IS F		2009 ES350	
V6 2.5L GAS Naturally Aspirated		V8 5.0L GAS Naturally Aspirated		V6 3.5L GAS Naturally Aspirated	
Water Pump	DP1250	Water Pump	DP1311	Water Pump	DP992
2013 IS350		2011 IS250		2009 GS350	
V6 3.5L GAS Naturally Aspirated		V6 2.5L GAS Naturally Aspirated		V6 3.5L GAS Naturally Aspirated	
Water Pump	DP1250	Water Pump	DP1250	Water Pump	DP1250
2013 LS460		2011 IS350		2009 GS450h	
V8 4.6L GAS Naturally Aspirated		V6 3.5L GAS Naturally Aspirated		V6 3.5L ELECTRIC/GAS Naturally Aspirated	
Water Pump	DP1311	Water Pump	DP1250	Water Pump	DP1250
2013 LS600h		2011 LS460		2009 GS460	
V8 5.0L ELECTRIC/GAS Naturally Aspirated		V8 4.6L GAS Naturally Aspirated		V8 4.6L GAS Naturally Aspirated	
Water Pump	DP1311	Water Pump	DP1311	Water Pump	DP1311
2013 LX570		2011 LS600h		2009 IS F	
V8 5.7L GAS Naturally Aspirated		V8 5.0L ELECTRIC/GAS Naturally Aspirated		V8 5.0L GAS Naturally Aspirated	
Water Pump	DP1437	Water Pump	DP1311	Water Pump	DP1311
2013 RX350		2011 LX570		2009 IS250	
V6 3.5L GAS Naturally Aspirated		V8 5.7L GAS Naturally Aspirated		V6 2.5L GAS Naturally Aspirated	
Water Pump	DP992	Water Pump	DP1437	Water Pump	DP1250
2013 RX450h		2011 RX350		2009 IS350	
V6 3.5L ELECTRIC/GAS Naturally Aspirated		V6 3.5L GAS Naturally Aspirated		V6 3.5L GAS Naturally Aspirated	
Water Pump	DP992	Water Pump	DP992	Water Pump	DP1250
2012 ES350		2011 RX450h		2009 LS460	
V6 3.5L GAS Naturally Aspirated		V6 3.5L ELECTRIC/GAS Naturally Aspirated		V8 4.6L GAS Naturally Aspirated	
Water Pump	DP992	Water Pump	DP992	Water Pump	DP1311
2012 HS250h		2010 ES350		2009 LS600h	
L4 2.4L ELECTRIC/GAS Naturally Aspirated		V6 3.5L GAS Naturally Aspirated		V8 5.0L ELECTRIC/GAS Naturally Aspirated	
Water Pump	DP3001	Water Pump	DP992	Water Pump	DP1311
2012 IS F		2010 GS350		2009 LX570	
V8 5.0L GAS Naturally Aspirated		V6 3.5L GAS Naturally Aspirated		V8 5.7L GAS Naturally Aspirated	
Water Pump	DP1311	Water Pump	DP1250	Water Pump	DP1437
2012 IS250		2010 GS450h		2009 RX350	
V6 2.5L GAS Naturally Aspirated		V6 3.5L ELECTRIC/GAS Naturally Aspirated		V6 3.5L GAS Naturally Aspirated	
Water Pump	DP1250	Water Pump	DP1250	Water Pump	DP992
2012 IS350		2010 GS460		2008 ES350	
V6 3.5L GAS Naturally Aspirated		V8 4.6L GAS Naturally Aspirated		V6 3.5L GAS Naturally Aspirated	
Water Pump	DP1250	Water Pump	DP1311	Water Pump	DP992
2012 LS460		2010 HS250h		2008 GS350	
V8 4.6L GAS Naturally Aspirated		L4 2.4L ELECTRIC/GAS Naturally Aspirated		V6 3.5L GAS Naturally Aspirated	
Water Pump	DP1311	Water Pump	DP3001	Water Pump	DP1250
2012 LS600h		2010 IS F		2008 GS450h	
V8 5.0L ELECTRIC/GAS Naturally Aspirated		V8 5.0L GAS Naturally Aspirated		V6 3.5L ELECTRIC/GAS Naturally Aspirated	
Water Pump	DP1311	Water Pump	DP1311	Water Pump	DP1250
2012 RX350		2010 IS250		2008 GS460	
V6 3.5L GAS Naturally Aspirated		V6 2.5L GAS Naturally Aspirated		V8 4.6L GAS Naturally Aspirated	
Water Pump	DP992	Water Pump	DP1250	Water Pump	DP1311
2012 RX450h		2010 IS350		2008 IS F	
V6 3.5L ELECTRIC/GAS Naturally Aspirated		V6 3.5L GAS Naturally Aspirated		V8 5.0L GAS Naturally Aspirated	
Water Pump	DP992	Water Pump	DP1250	Water Pump	DP1311

Lexus	Lexus	Lexus
2008 IS250	2005 ES330	1999 ES300
V6 2.5L GAS Naturally Aspirated	V6 3.3L GAS Naturally Aspirated	V6 3.0L GAS Naturally Aspirated
Water Pump DP1250	Water Pump DP247 ¹¹	Water Pump DP247 ¹¹
2008 IS350	2005 GS300	1999 GS300
V6 3.5L GAS Naturally Aspirated	L6 3.0L GAS Naturally Aspirated	L6 3.0L GAS Naturally Aspirated
Water Pump DP1250	Water Pump DP921 ⁹	Water Pump DP921 ⁹
2008 LS460	2005 IS300	1999 RX300
V8 4.6L GAS Naturally Aspirated	L6 3.0L GAS Naturally Aspirated	V6 3.0L GAS Naturally Aspirated (VIN F)
Water Pump DP1311	Water Pump DP921 ⁹	Water Pump DP247 ¹¹
2008 LS600h	2005 RX330	1998 ES300
V8 5.0L ELECTRIC/GAS Naturally Aspirated	V6 3.3L GAS Naturally Aspirated	V6 3.0L GAS Naturally Aspirated (VIN F)
Water Pump DP1311	Water Pump DP247 ¹¹	Water Pump DP247 ¹¹
2008 LX570	V6 3.3L GAS Naturally Aspirated	1998 GS300
V8 5.7L GAS Naturally Aspirated	Water Pump DP247 ¹¹	L6 3.0L GAS Naturally Aspirated (VIN D)
Water Pump DP1437	2004 GS300	Water Pump DP921 ⁹
2008 RX350	L6 3.0L GAS Naturally Aspirated	1997 ES300
V6 3.5L GAS Naturally Aspirated	Water Pump DP921 ⁹	V6 3.0L GAS Naturally Aspirated (VIN F)
Water Pump DP992	2004 IS300	Water Pump DP247 ¹¹
2008 RX400h	L6 3.0L GAS Naturally Aspirated	1997 GS300
V6 3.3L ELECTRIC/GAS Naturally Aspirated	Water Pump DP921 ⁹	L6 3.0L GAS Naturally Aspirated (VIN D)
Water Pump DP247 ¹¹	2004 RX330	Water Pump DP934
2007 ES350	V6 3.3L GAS Naturally Aspirated	1997 LX450
V6 3.5L GAS Naturally Aspirated	Water Pump DP247 ¹¹	L6 4.5L GAS Naturally Aspirated (VIN J)
Water Pump DP992	2003 ES300	Water Pump DP1330
2007 GS350	V6 3.0L GAS Naturally Aspirated	1996 ES300
V6 3.5L GAS Naturally Aspirated	Water Pump DP247 ¹¹	V6 3.0L GAS Naturally Aspirated (VIN F)
Water Pump DP1250	2003 GS300	Water Pump DP247 ¹¹
2007 GS450h	L6 3.0L GAS Naturally Aspirated	1996 GS300
V6 3.5L ELECTRIC/GAS Naturally Aspirated	Water Pump DP921 ⁹	L6 3.0L GAS Naturally Aspirated (VIN D)
Water Pump DP1250	2003 IS300	Water Pump DP934
2007 IS250	L6 3.0L GAS Naturally Aspirated	1996 LX450
V6 2.5L GAS Naturally Aspirated	Water Pump DP921 ⁹	L6 4.5L GAS Naturally Aspirated (VIN J)
Water Pump DP1250	2003 RX300	Water Pump DP1330
2007 IS350	V6 3.0L GAS Naturally Aspirated	1995 ES300
V6 3.5L GAS Naturally Aspirated	Water Pump DP247 ¹¹	V6 3.0L GAS Naturally Aspirated (VIN G)
Water Pump DP1250	2002 ES300	V6 3.0L GAS Naturally Aspirated (VIN G)
2007 LS460	V6 3.0L GAS Naturally Aspirated	Water Pump DP247 ¹¹
V8 4.6L GAS Naturally Aspirated	Water Pump DP247 ¹¹	1995 GS300
Water Pump DP1311	2002 GS300	L6 3.0L GAS Naturally Aspirated (VIN J)
2007 RX350	L6 3.0L GAS Naturally Aspirated	Water Pump DP934
V6 3.5L GAS Naturally Aspirated	Water Pump DP921 ⁹	1994 ES300
Water Pump DP992	2002 IS300	V6 3.0L GAS Naturally Aspirated (VIN G)
2007 RX400h	L6 3.0L GAS Naturally Aspirated	Water Pump DP247 ¹¹
V6 3.3L ELECTRIC/GAS Naturally Aspirated	Water Pump DP921 ⁹	1994 GS300
Water Pump DP247 ¹¹	2002 RX300	L6 3.0L GAS Naturally Aspirated (VIN J)
2006 ES330	V6 3.0L GAS Naturally Aspirated	Water Pump DP934
V6 3.3L GAS Naturally Aspirated	Water Pump DP247 ¹¹	1993 ES300
Water Pump DP247 ¹¹	2001 ES300	V6 3.0L GAS Naturally Aspirated (VIN V)
2006 GS300	V6 3.0L GAS Naturally Aspirated	Water Pump DP917 ¹¹
V6 3.0L GAS Naturally Aspirated	Water Pump DP247 ¹¹	1993 GS300
Water Pump DP1250	2001 GS300	L6 3.0L GAS Naturally Aspirated (VIN J)
2006 IS250	L6 3.0L GAS Naturally Aspirated	Water Pump DP934
V6 2.5L GAS Naturally Aspirated	Water Pump DP921 ⁹	1992 ES300
Water Pump DP1250	2001 IS300	V6 3.0L GAS Naturally Aspirated (VIN V)
2006 IS350	L6 3.0L GAS Naturally Aspirated	Water Pump DP917 ¹¹
V6 3.5L GAS Naturally Aspirated	Water Pump DP921 ⁹	1991 ES250
Water Pump DP1250	2001 RX300	V6 2.5L GAS Naturally Aspirated (VIN V)
2006 RX330	V6 3.0L GAS Naturally Aspirated	Water Pump DP917 ¹¹
V6 3.3L GAS Naturally Aspirated	Water Pump DP247 ¹¹	1990 ES250
Water Pump DP247 ¹¹	2000 ES300	V6 2.5L GAS Naturally Aspirated (VIN V)
2006 RX400h	V6 3.0L GAS Naturally Aspirated	Water Pump DP917 ¹¹
V6 3.3L ELECTRIC/GAS Naturally Aspirated	Water Pump DP247 ¹¹	Lincoln
Water Pump DP247 ¹¹	2000 GS300	2014 Navigator
2006 RX400h	L6 3.0L GAS Naturally Aspirated	V8 5.4L FLEX Naturally Aspirated (VIN 5)
V6 3.3L ELECTRIC/GAS Naturally Aspirated	Water Pump DP921 ⁹	Water Pump DP1465
Water Pump DP247 ¹¹	2000 RX300	2013 Navigator
	V6 3.0L GAS Naturally Aspirated	V8 5.4L FLEX Naturally Aspirated (VIN 5)
	Water Pump DP247 ¹¹	Water Pump DP1465

Lincoln	
2012 MKT	
V6 3.7L GAS Naturally Aspirated (VIN R)	Water Pump DP858
2012 MKZ	
V6 3.5L GAS Naturally Aspirated (VIN C)	Water Pump DP858
2012 Navigator	
V8 5.4L FLEX Naturally Aspirated (VIN 5)	Water Pump DP1465
2011 MKT	
V6 3.7L GAS Naturally Aspirated (VIN R)	Water Pump DP858
2011 MKZ	
V6 3.5L GAS Naturally Aspirated (VIN C)	Water Pump DP858
2011 Navigator	
V8 5.4L FLEX Naturally Aspirated (VIN 5)	Water Pump DP1465
2011 Town Car	
V8 4.6L FLEX Naturally Aspirated (VIN V)	Water Pump DP803
V8 4.6L GAS Naturally Aspirated (VIN W)	Water Pump DP803
2010 MKS	
V6 3.5L GAS Turbocharged (VIN T)	Water Pump DP858
V6 3.7L GAS Naturally Aspirated (VIN R)	Water Pump DP858
2010 MKT	
V6 3.5L GAS Turbocharged (VIN T)	Water Pump DP858
V6 3.7L GAS Naturally Aspirated (VIN R)	Water Pump DP858
2010 MKX	
V6 3.5L GAS Naturally Aspirated (VIN C)	Water Pump DP858
2010 MKZ	
V6 3.5L GAS Naturally Aspirated (VIN C)	Water Pump DP858
2010 Navigator	
V8 5.4L FLEX Naturally Aspirated (VIN 5)	Water Pump DP1465
2010 Town Car	
V8 4.6L FLEX Naturally Aspirated (VIN V)	Water Pump DP803
V8 4.6L GAS Naturally Aspirated (VIN W)	Water Pump DP803
2009 MKS	
V6 3.7L GAS Naturally Aspirated (VIN R)	Water Pump DP858
2009 MKX	
V6 3.5L GAS Naturally Aspirated (VIN C)	Water Pump DP858
2009 MKZ	
V6 3.5L GAS Naturally Aspirated (VIN T)	Water Pump DP858
2009 Navigator	
V8 5.4L FLEX Naturally Aspirated (VIN 5)	Water Pump DP809 ^{27,28}
2009 Town Car	
V8 4.6L FLEX Naturally Aspirated (VIN V)	Water Pump DP803
V8 4.6L GAS Naturally Aspirated (VIN W)	Water Pump DP803
2008 Mark LT	
V8 5.4L GAS Naturally Aspirated (VIN 5)	Water Pump DP809 ^{27,28}

Lincoln	
2008 MKX	
V6 3.5L GAS Naturally Aspirated (VIN C)	Water Pump DP858
2008 MKZ	
V6 3.5L GAS Naturally Aspirated (VIN T)	Water Pump DP858
2008 Navigator	
V8 5.4L GAS Naturally Aspirated (VIN 5)	Water Pump DP809 ^{27,28}
2008 Town Car	
V8 4.6L FLEX Naturally Aspirated (VIN V)	Water Pump DP803
V8 4.6L GAS Naturally Aspirated (VIN W)	Water Pump DP803
2007 Mark LT	
V8 5.4L GAS Naturally Aspirated (VIN 5)	Water Pump DP809 ^{27,28}
2007 MKX	
V6 3.5L GAS Naturally Aspirated (VIN C)	Water Pump DP858
2007 MKZ	
V6 3.5L GAS Naturally Aspirated (VIN T)	Water Pump DP858
2007 Navigator	
V8 5.4L GAS Naturally Aspirated (VIN 5)	Water Pump DP809 ^{27,28}
2007 Town Car	
V8 4.6L FLEX Naturally Aspirated (VIN V)	Water Pump DP803
V8 4.6L GAS Naturally Aspirated (VIN W)	Water Pump DP803
2006 LS	
V8 3.9L GAS Naturally Aspirated (VIN A)	Water Pump DP804
2006 Mark LT	
V8 5.4L GAS Naturally Aspirated (VIN 5)	Water Pump DP980 ^{27,28}
2006 Navigator	
V8 5.4L GAS Naturally Aspirated (VIN 5)	Water Pump DP980 ^{27,28}
2006 Town Car	
V8 4.6L FLEX Naturally Aspirated (VIN V)	Water Pump DP803
V8 4.6L GAS Naturally Aspirated (VIN W)	Water Pump DP803
2005 Aviator	
V8 4.6L GAS Naturally Aspirated (VIN H)	Water Pump DP809 ^{27,28}
2005 LS	
V8 3.9L GAS Naturally Aspirated (VIN A)	Water Pump DP804
2005 Navigator	
V8 5.4L GAS Naturally Aspirated (VIN 5)	Water Pump DP980 ^{27,28}
2005 Town Car	
V8 4.6L GAS Naturally Aspirated (VIN W)	Water Pump DP803
2004 Aviator	
V8 4.6L GAS Naturally Aspirated (VIN H)	Water Pump DP809 ^{27,28}
2004 LS	
V8 3.9L GAS Naturally Aspirated (VIN A)	Water Pump DP804
2004 Navigator	
V8 5.4L GAS Naturally Aspirated (VIN R)	Water Pump DP809 ^{27,28}
2004 Town Car	
V8 4.6L GAS Naturally Aspirated (VIN W)	Water Pump DP803

Lincoln	
2003 Aviator	
V8 4.6L GAS Naturally Aspirated (VIN H)	Water Pump DP809 ^{27,28}
2003 LS	
V8 3.9L GAS Naturally Aspirated (VIN A)	Water Pump DP804
2003 Navigator	
V8 5.4L GAS Naturally Aspirated (VIN R)	Water Pump DP809 ^{27,28}
2003 Town Car	
V8 4.6L GAS Naturally Aspirated (VIN W)	Water Pump DP803
2002 Blackwood	
V8 5.4L GAS Naturally Aspirated (VIN A)	Water Pump DP980 ^{27,28}
2002 Continental	
V8 4.6L GAS Naturally Aspirated (VIN V)	Water Pump DP1017
2002 LS	
V6 3.0L GAS Naturally Aspirated (VIN S)	Water Pump DP854
V8 3.9L GAS Naturally Aspirated (VIN A)	Water Pump DP804
2002 Navigator	
V8 5.4L GAS Naturally Aspirated (VIN R)	Water Pump DP809 ^{27,28}
2001 Continental	
V8 4.6L GAS Naturally Aspirated (VIN V)	Water Pump DP1017
2001 LS	
V6 3.0L GAS Naturally Aspirated (VIN S)	Water Pump DP854
V8 3.9L GAS Naturally Aspirated (VIN A)	Water Pump DP804
2001 Navigator	
V8 5.4L GAS Naturally Aspirated (VIN A)	Water Pump DP980 ^{27,28}
V8 5.4L GAS Naturally Aspirated (VIN R)	Water Pump DP980 ^{27,28}
2000 Continental	
V8 4.6L GAS Naturally Aspirated (VIN V)	Water Pump DP1017
2000 LS	
V6 3.0L GAS Naturally Aspirated (VIN S)	Water Pump DP854
V8 3.9L GAS Naturally Aspirated (VIN A)	Water Pump DP804
2000 Navigator	
V8 5.4L GAS Naturally Aspirated (VIN A)	Water Pump DP980 ^{27,28}
1999 Continental	
V8 4.6L GAS Naturally Aspirated (VIN V)	Water Pump DP1017
1999 Navigator	
V8 5.4L GAS Naturally Aspirated (VIN A)	Water Pump DP980 ^{27,28}
V8 5.4L GAS Naturally Aspirated (VIN L)	Water Pump DP980 ^{27,28}
1998 Continental	
V8 4.6L GAS Naturally Aspirated (VIN V)	Water Pump DP1017
1998 Mark VIII	
V8 4.6L GAS Naturally Aspirated (VIN V)	Water Pump DP993
1998 Navigator	
V8 5.4L GAS Naturally Aspirated (VIN L)	Water Pump DP980 ^{27,28}

Lincoln	
1997 Continental	
V8 4.6L GAS Naturally Aspirated (VIN V)	
Water Pump	DP1017
1997 Mark VIII	
V8 4.6L GAS Naturally Aspirated (VIN V)	
Water Pump	DP993
1997 Town Car	
V8 4.6L GAS Naturally Aspirated (VIN W)	
Water Pump	DP984 ^{27,28}
1996 Continental	
V8 4.6L GAS Naturally Aspirated (VIN V)	
Water Pump	DP1017
1996 Mark VIII	
V8 4.6L GAS Naturally Aspirated (VIN V)	
Water Pump	DP993
1996 Town Car	
V8 4.6L GAS Naturally Aspirated (VIN W)	
Water Pump	DP984 ^{27,28}
1995 Continental	
V8 4.6L GAS Naturally Aspirated (VIN V)	
Water Pump	DP1017
1995 Mark VIII	
V8 4.6L GAS Naturally Aspirated (VIN V)	
Water Pump	DP993
1995 Town Car	
V8 4.6L GAS Naturally Aspirated (VIN W)	
Water Pump	DP984 ^{27,28}
1994 Continental	
V6 3.8L GAS Naturally Aspirated (VIN 4)	
Water Pump	DP1023
1994 Mark VIII	
V8 4.6L GAS Naturally Aspirated (VIN V)	
Water Pump	DP993
1993 Continental	
V6 3.8L GAS Naturally Aspirated (VIN 4)	
Water Pump	DP870
1993 Mark VIII	
V8 4.6L GAS Naturally Aspirated (VIN V)	
Water Pump	DP993
1993 Town Car	
V8 4.6L GAS Naturally Aspirated (VIN W)	
Water Pump	DP984 ^{27,28}
1992 Continental	
V6 3.8L GAS Naturally Aspirated (VIN 4)	
Water Pump	DP870
1992 Mark VII	
V8 5.0L GAS Naturally Aspirated (VIN E)	
Heavy Duty	DP1008 ¹²⁹
Standard Duty	DP1008
1992 Town Car	
V8 4.6L GAS Naturally Aspirated (VIN W)	
Water Pump	DP984 ^{27,28}
1991 Continental	
V6 3.8L GAS Naturally Aspirated (VIN 4)	
Water Pump	DP870
1991 Mark VII	
V8 5.0L GAS Naturally Aspirated (VIN E)	
Heavy Duty	DP1008 ¹²⁹
Standard Duty	DP1008
1991 Town Car	
V8 4.6L GAS Naturally Aspirated (VIN W)	
Water Pump	DP984 ^{27,28}
1990 Continental	
V6 3.8L GAS Naturally Aspirated (VIN 4)	
Water Pump	DP870
1990 Mark VII	
V8 5.0L GAS Naturally Aspirated (VIN E)	
Heavy Duty	DP1008 ¹²⁹
Standard Duty	DP1008

Lincoln	
1990 Town Car	
V8 5.0L GAS Naturally Aspirated (VIN F)	
Water Pump	DP852
1989 Continental	
V6 3.8L GAS Naturally Aspirated (VIN 4)	
Water Pump	DP870
1989 Mark VII	
V8 5.0L GAS Naturally Aspirated (VIN E)	
Heavy Duty	DP1008 ¹²⁹
Standard Duty	DP1008
1989 Town Car	
V8 5.0L GAS Naturally Aspirated (VIN F)	
Water Pump	DP852
1988 Continental	
V6 3.8L GAS Naturally Aspirated (VIN 4)	
Water Pump	DP870
1988 Mark VII	
V8 5.0L GAS Naturally Aspirated (VIN E)	
Heavy Duty	DP1008 ¹²⁹
Standard Duty	DP1008
1987 Continental	
V8 5.0L GAS Naturally Aspirated (VIN F)	
Heavy Duty	DP1008 ¹²⁹
Standard Duty	DP1008
1987 Mark VII	
V8 5.0L GAS Naturally Aspirated (VIN F)	
Heavy Duty	DP1008 ¹²⁹
Standard Duty	DP1008
1987 Town Car	
V8 5.0L GAS Naturally Aspirated (VIN F)	
Water Pump	DP1455
1986 Continental	
V8 5.0L GAS Naturally Aspirated (VIN F)	
Heavy Duty	DP1008 ¹²⁹
Standard Duty	DP1008
1986 Mark VII	
V8 5.0L GAS Naturally Aspirated (VIN F)	
Heavy Duty	DP1008 ¹²⁹
Standard Duty	DP1008
1986 Town Car	
V8 5.0L GAS Naturally Aspirated (VIN F)	
Water Pump	DP1455
1985 Continental	
V8 5.0L GAS Naturally Aspirated (VIN F)	
Water Pump	DP1499
1985 Town Car	
V8 5.0L GAS Naturally Aspirated (VIN F)	
Water Pump	DP1455
1982 Continental	
V6 3.8L GAS Naturally Aspirated (VIN 3)	
Water Pump	DP1061
1980 Versailles	
V8 5.0L GAS Naturally Aspirated (VIN F)	
Water Pump	DP991
1979 Continental	
V8 6.6L GAS Naturally Aspirated (VIN S)	
Water Pump	DP815
1979 Mark V	
V8 6.6L GAS Naturally Aspirated (VIN S)	
Water Pump	DP815
1979 Versailles	
V8 5.0L GAS Naturally Aspirated (VIN F)	
Water Pump	DP991

Lincoln	
1978 Continental	
V8 6.6L GAS Naturally Aspirated (VIN S)	
Water Pump	DP815
1978 Mark V	
V8 6.6L GAS Naturally Aspirated (VIN S)	
Water Pump	DP815
1978 Versailles	
V8 5.0L GAS Naturally Aspirated (VIN F)	
Water Pump	DP991
1977 Continental	
V8 6.6L GAS Naturally Aspirated (VIN S)	
Water Pump	DP815
1977 Mark V	
V8 6.6L GAS Naturally Aspirated (VIN S)	
Water Pump	DP815
1977 Versailles	
V8 5.0L GAS Naturally Aspirated (VIN F)	
Water Pump	DP991
1976 Continental	
V8 7.5L GAS Naturally Aspirated (VIN A)	
Water Pump	DP811
1976 Mark IV	
V8 7.5L GAS Naturally Aspirated (VIN A)	
Water Pump	DP811
1975 Continental	
V8 7.5L GAS Naturally Aspirated (VIN A)	
Water Pump	DP811
1975 Mark IV	
V8 7.5L GAS Naturally Aspirated (VIN A)	
Water Pump	DP811
1974 Continental	
V8 7.5L GAS Naturally Aspirated (VIN A)	
Water Pump	DP811
1974 Mark IV	
V8 7.5L GAS Naturally Aspirated (VIN A)	
Water Pump	DP811
1973 Continental	
V8 7.5L GAS Naturally Aspirated (VIN A)	
Water Pump	DP811
1973 Mark IV	
V8 7.5L GAS Naturally Aspirated (VIN A)	
Water Pump	DP811
1972 Continental	
V8 7.5L GAS Naturally Aspirated (VIN A)	
Water Pump	DP811
1972 Mark IV	
V8 7.5L GAS Naturally Aspirated (VIN A)	
Water Pump	DP811
1971 Continental	
V8 7.5L GAS Naturally Aspirated (VIN A)	
Water Pump	DP811
1971 Mark III	
V8 7.5L GAS Naturally Aspirated (VIN A)	
Water Pump	DP811
1970 Continental	
V8 7.5L GAS Naturally Aspirated (VIN A)	
Water Pump	DP811

Lincoln	
1970 Mark III	
V8 7.5L GAS Naturally Aspirated (VIN A)	
Water Pump	DP811
1969 Continental	
V8 7.5L GAS Naturally Aspirated (VIN A)	
Water Pump	DP811
1969 Mark III	
V8 7.5L GAS Naturally Aspirated (VIN A)	
Water Pump	DP811
1968 Continental	
V8 7.5L GAS Naturally Aspirated (VIN A)	
Water Pump	DP811
1968 Mark III	
V8 7.5L GAS Naturally Aspirated (VIN A)	
Water Pump	DP811
Mazda	
2012 6	
V6 3.7L GAS Naturally Aspirated (VIN B)	
Water Pump	DP858
2012 CX-9	
V6 3.7L GAS Naturally Aspirated (VIN A)	
Water Pump	DP858
V6 3.7L GAS Naturally Aspirated (VIN V)	
Water Pump	DP858
2011 6	
V6 3.7L GAS Naturally Aspirated (VIN B)	
Water Pump	DP858
2011 CX-9	
V6 3.7L GAS Naturally Aspirated (VIN A)	
Water Pump	DP858
V6 3.7L GAS Naturally Aspirated (VIN V)	
Water Pump	DP858
2010 6	
V6 3.7L GAS Naturally Aspirated (VIN B)	
Water Pump	DP858
2010 B4000	
V6 4.0L GAS Naturally Aspirated (VIN E)	
Water Pump	DP973
2010 CX-9	
V6 3.7L GAS Naturally Aspirated (VIN A)	
Water Pump	DP858
V6 3.7L GAS Naturally Aspirated (VIN V)	
Water Pump	DP858
2009 6	
V6 3.7L GAS Naturally Aspirated (VIN B)	
Water Pump	DP858
2009 B4000	
V6 4.0L GAS Naturally Aspirated (VIN E)	
Water Pump	DP973
2009 CX-9	
V6 3.7L GAS Naturally Aspirated (VIN A)	
Water Pump	DP858
V6 3.7L GAS Naturally Aspirated (VIN V)	
Water Pump	DP858
2009 Tribute	
V6 3.0L GAS Naturally Aspirated (VIN 1)	
w/o Housing	DP1459
2008 6	
V6 3.0L GAS Naturally Aspirated (VIN D)	
Water Pump	DP817
2008 B3000	
V6 3.0L GAS Naturally Aspirated (VIN U)	
Water Pump	DP971 ^{27,28}
2008 B4000	
V6 4.0L GAS Naturally Aspirated (VIN E)	
Water Pump	DP973
2008 CX-9	
V6 3.7L GAS Naturally Aspirated (VIN A)	
Water Pump	DP858

Mazda	
2008 CX-9	
V6 3.7L GAS Naturally Aspirated (VIN V)	
Water Pump	DP858
2008 RX-8	
R2 1.3L GAS Naturally Aspirated	
Water Pump	DP1307
2007 6	
V6 3.0L GAS Naturally Aspirated (VIN D)	
Water Pump	DP817
2007 B3000	
V6 3.0L GAS Naturally Aspirated (VIN U)	
Water Pump	DP971 ^{27,28}
2007 B4000	
V6 4.0L GAS Naturally Aspirated (VIN E)	
Water Pump	DP973
2007 CX-9	
V6 3.5L GAS Naturally Aspirated	
Water Pump	DP858
2007 RX-8	
R2 1.3L GAS Naturally Aspirated	
Water Pump	DP1307
2006 6	
V6 3.0L GAS Naturally Aspirated (VIN D)	
Water Pump	DP817
2006 B3000	
V6 3.0L GAS Naturally Aspirated (VIN U)	
Water Pump	DP971 ^{27,28}
2006 B4000	
V6 4.0L GAS Naturally Aspirated (VIN E)	
Water Pump	DP973
2006 RX-8	
R2 1.3L GAS Naturally Aspirated	
Water Pump	DP1307
2005 6	
V6 3.0L GAS Naturally Aspirated (VIN D)	
Water Pump	DP817
2005 B3000	
V6 3.0L GAS Naturally Aspirated (VIN U)	
Water Pump	DP971 ^{27,28}
2005 B4000	
V6 4.0L GAS Naturally Aspirated (VIN E)	
Water Pump	DP973
2005 Miata	
L4 1.8L GAS Naturally Aspirated	
Water Pump	DP728
L4 1.8L GAS Turbocharged	
Water Pump	DP728 ^{11,9}
2005 RX-8	
R2 1.3L GAS Naturally Aspirated	
Water Pump	DP1307
2004 6	
V6 3.0L GAS Naturally Aspirated (VIN D)	
Water Pump	DP817
2004 B3000	
V6 3.0L GAS Naturally Aspirated (VIN U)	
Water Pump	DP971 ^{27,28}
2004 B4000	
V6 4.0L GAS Naturally Aspirated (VIN E)	
Water Pump	DP973
2004 Miata	
L4 1.8L GAS Naturally Aspirated	
Water Pump	DP728
L4 1.8L GAS Turbocharged	
Water Pump	DP728 ^{11,9}
2004 RX-8	
R2 1.3L GAS Naturally Aspirated	
Water Pump	DP1307

Mazda	
2004 Tribute	
L4 2.0L GAS Naturally Aspirated	
Water Pump	DP902
2003 6	
V6 3.0L GAS Naturally Aspirated (VIN D)	
Water Pump	DP817
2003 B3000	
V6 3.0L FLEX Naturally Aspirated (VIN V)	
Water Pump	DP971 ^{27,28}
V6 3.0L GAS Naturally Aspirated (VIN U)	
Water Pump	DP971 ^{27,28}
2003 B4000	
V6 4.0L GAS Naturally Aspirated (VIN E)	
Water Pump	DP973
2003 Miata	
L4 1.8L GAS Naturally Aspirated	
Water Pump	DP728
2003 Protege	
L4 1.6L GAS Naturally Aspirated	
Water Pump	DP874
L4 2.0L GAS Naturally Aspirated	
Water Pump	DP406 ⁹
L4 2.0L GAS Turbocharged	
Water Pump	DP406 ⁹
2003 Protege5	
L4 2.0L GAS Naturally Aspirated	
Water Pump	DP406 ⁹
2003 Tribute	
L4 2.0L GAS Naturally Aspirated	
Water Pump	DP902
V6 3.0L GAS Naturally Aspirated (VIN 1)	
From 04/03	DP1013
To 4/03	DP297
2002 626	
L4 2.0L GAS Naturally Aspirated	
Water Pump	DP406 ⁹
V6 2.5L GAS Naturally Aspirated	
Water Pump	DP517
2002 B3000	
V6 3.0L FLEX Naturally Aspirated (VIN V)	
Water Pump	DP971 ^{27,28}
V6 3.0L GAS Naturally Aspirated (VIN U)	
Water Pump	DP971 ^{27,28}
2002 B4000	
V6 4.0L GAS Naturally Aspirated (VIN E)	
Water Pump	DP973
2002 Miata	
L4 1.8L GAS Naturally Aspirated	
Water Pump	DP728
2002 Millenia	
V6 2.3L GAS Supercharged	
Water Pump	DP1066
V6 2.5L GAS Naturally Aspirated	
Water Pump	DP517
2002 Protege	
L4 1.6L GAS Naturally Aspirated	
Water Pump	DP874
L4 2.0L GAS Naturally Aspirated	
Water Pump	DP406 ⁹
2002 Protege5	
L4 2.0L GAS Naturally Aspirated	
Water Pump	DP406 ⁹
2002 Tribute	
L4 2.0L GAS Naturally Aspirated	
Water Pump	DP902
2001 626	
L4 2.0L GAS Naturally Aspirated	
Water Pump	DP406 ⁹

Mazda	Mazda	Mazda
2001 626	1999 B3000	1997 MX-6
V6 2.5L GAS Naturally Aspirated	V6 3.0L GAS Naturally Aspirated (VIN U)	V6 2.5L GAS Naturally Aspirated
Water Pump DP517	Water Pump DP971 ^{27,28}	Water Pump DP517
2001 B2500	1999 B4000	1997 Protege
L4 2.5L GAS Naturally Aspirated (VIN C)	V6 4.0L GAS Naturally Aspirated (VIN X)	L4 1.5L GAS Naturally Aspirated
Water Pump DP903	Water Pump DP974 ^{27,28}	Water Pump DP874 ⁹
2001 B3000	1999 Miata	L4 1.8L GAS Naturally Aspirated
V6 3.0L FLEX Naturally Aspirated (VIN V)	L4 1.8L GAS Naturally Aspirated	Water Pump DP728
Water Pump DP971 ^{27,28}	Water Pump DP728	1996 626
V6 3.0L GAS Naturally Aspirated (VIN U)	1999 Millenia	L4 2.0L GAS Naturally Aspirated
Water Pump DP971 ^{27,28}	V6 2.3L GAS Supercharged	Water Pump DP406 ⁹
2001 B4000	Water Pump DP1066	V6 2.5L GAS Naturally Aspirated
V6 4.0L GAS Naturally Aspirated (VIN E)	V6 2.5L GAS Naturally Aspirated	Water Pump DP517
Water Pump DP973	Water Pump DP517	1996 B2300
2001 Miata	1999 Protege	L4 2.3L GAS Naturally Aspirated (VIN A)
L4 1.8L GAS Naturally Aspirated	L4 1.6L GAS Naturally Aspirated	Water Pump DP903 ⁹
Water Pump DP728	Water Pump DP728	1996 B3000
2001 Millenia	L4 1.8L GAS Naturally Aspirated	V6 3.0L GAS Naturally Aspirated (VIN U)
V6 2.3L GAS Supercharged	Water Pump DP406	Water Pump DP971 ^{27,28}
Water Pump DP1066	1998 626	1996 B4000
V6 2.5L GAS Naturally Aspirated	L4 2.0L GAS Naturally Aspirated	V6 4.0L GAS Naturally Aspirated (VIN X)
Water Pump DP517	Water Pump DP406 ⁹	Water Pump DP974 ^{27,28}
2001 Protege	V6 2.5L GAS Naturally Aspirated	1996 Miata
L4 1.6L GAS Naturally Aspirated	Water Pump DP517	L4 1.8L GAS Naturally Aspirated
Water Pump DP728	1998 B2500	Water Pump DP728
L4 2.0L GAS Naturally Aspirated	L4 2.5L GAS Naturally Aspirated (VIN C)	1996 Millenia
Water Pump DP406 ⁹	Water Pump DP903	V6 2.3L GAS Supercharged
2001 Tribute	1998 B3000	Water Pump DP1066
L4 2.0L GAS Naturally Aspirated	V6 3.0L GAS Naturally Aspirated (VIN U)	V6 2.5L GAS Naturally Aspirated
Water Pump DP902	Water Pump DP971 ^{27,28}	Water Pump DP517
2000 626	1998 B4000	1996 MX-3
L4 2.0L GAS Naturally Aspirated	V6 4.0L GAS Naturally Aspirated (VIN X)	L4 1.6L GAS Naturally Aspirated
Water Pump DP406 ⁹	Water Pump DP974 ^{27,28}	Water Pump DP728
V6 2.5L GAS Naturally Aspirated	1998 Millenia	1996 MX-6
Water Pump DP517	V6 2.3L GAS Supercharged	L4 2.0L GAS Naturally Aspirated
2000 B2500	Water Pump DP1066	Water Pump DP406 ⁹
L4 2.5L GAS Naturally Aspirated (VIN C)	V6 2.5L GAS Naturally Aspirated	V6 2.5L GAS Naturally Aspirated
Water Pump DP903	Water Pump DP517	Water Pump DP517
2000 B3000	1998 Protege	1996 Protege
V6 3.0L FLEX Naturally Aspirated (VIN V)	L4 1.5L GAS Naturally Aspirated	L4 1.5L GAS Naturally Aspirated
Water Pump DP971 ^{27,28}	Water Pump DP874 ⁹	Water Pump DP874 ⁹
2000 B4000	L4 1.8L GAS Naturally Aspirated	L4 1.8L GAS Naturally Aspirated
V6 4.0L GAS Naturally Aspirated (VIN X)	Water Pump DP728	Water Pump DP728
Water Pump DP974 ^{27,28}	1997 626	1995 323
2000 Miata	L4 2.0L GAS Naturally Aspirated	L4 1.6L GAS Naturally Aspirated
L4 1.8L GAS Naturally Aspirated	Water Pump DP406 ⁹	Water Pump DP1020
Water Pump DP728	V6 2.5L GAS Naturally Aspirated	L4 1.8L GAS Naturally Aspirated
2000 Millenia	Water Pump DP517	Water Pump DP1020
V6 2.3L GAS Supercharged	1997 B2300	1995 626
Water Pump DP1066	L4 2.3L GAS Naturally Aspirated (VIN A)	L4 2.0L GAS Naturally Aspirated
V6 2.5L GAS Naturally Aspirated	Water Pump DP903 ⁹	Water Pump DP406 ⁹
Water Pump DP517	1997 B3000	1995 929
2000 Protege	V6 3.0L GAS Naturally Aspirated (VIN U)	V6 3.0L GAS Naturally Aspirated
L4 1.6L GAS Naturally Aspirated	Water Pump DP971 ^{27,28}	Water Pump DP951 ⁹
Water Pump DP728	1997 B4000	1995 B2300
L4 1.8L GAS Naturally Aspirated	V6 4.0L GAS Naturally Aspirated (VIN X)	L4 2.3L GAS Naturally Aspirated (VIN A)
Water Pump DP406	Water Pump DP974 ^{27,28}	Water Pump DP903 ⁹
1999 626	1997 Miata	1995 B3000
L4 2.0L GAS Naturally Aspirated	L4 1.8L GAS Naturally Aspirated	V6 3.0L GAS Naturally Aspirated (VIN U)
Water Pump DP406 ⁹	Water Pump DP728	Water Pump DP971 ^{27,28}
V6 2.5L GAS Naturally Aspirated	1997 Millenia	1995 B4000
Water Pump DP517	V6 2.3L GAS Supercharged	V6 4.0L GAS Naturally Aspirated (VIN X)
1999 B2500	Water Pump DP1066	Water Pump DP974 ^{27,28}
L4 2.5L GAS Naturally Aspirated (VIN C)	V6 2.5L GAS Naturally Aspirated	1995 Miata
Water Pump DP903	Water Pump DP517	L4 1.8L GAS Naturally Aspirated
1999 B3000	1997 MX-6	Water Pump DP728
V6 3.0L FLEX Naturally Aspirated (VIN V)	L4 2.0L GAS Naturally Aspirated	1995 Millenia
Water Pump DP971 ^{27,28}	Water Pump DP406 ⁹	V6 2.3L GAS Supercharged
		Water Pump DP1066

Mazda	
1995 Millenia	
V6 2.5L GAS Naturally Aspirated	
Water Pump	DP517
1995 MPV	
V6 3.0L GAS Naturally Aspirated	
Water Pump	DP940 ⁹
1995 MX-3	
L4 1.6L GAS Naturally Aspirated	
Water Pump	DP728
V6 1.8L GAS Naturally Aspirated	
Water Pump	DP517
1995 MX-6	
L4 2.0L GAS Naturally Aspirated	
Water Pump	DP406 ⁹
V6 2.5L GAS Naturally Aspirated	
Water Pump	DP517
1995 Protege	
L4 1.5L GAS Naturally Aspirated	
Water Pump	DP728 ⁹
L4 1.8L GAS Naturally Aspirated	
Water Pump	DP728
1994 323	
L4 1.6L GAS Naturally Aspirated	
Water Pump	DP1020
L4 1.8L GAS Naturally Aspirated	
Water Pump	DP1020 ⁹
1994 626	
L4 2.0L GAS Naturally Aspirated	
Water Pump	DP406 ⁹
1994 929	
V6 3.0L GAS Naturally Aspirated	
Water Pump	DP951 ⁹
1994 B2300	
L4 2.3L GAS Naturally Aspirated (VIN A)	
Water Pump	DP1312 ⁹
1994 B3000	
V6 3.0L GAS Naturally Aspirated (VIN U)	
Water Pump	DP988 ^{27,28}
1994 B4000	
V6 4.0L GAS Naturally Aspirated (VIN X)	
Water Pump	DP974 ^{27,28}
1994 Miata	
L4 1.8L GAS Naturally Aspirated	
Water Pump	DP728
1994 MPV	
L4 2.6L GAS Naturally Aspirated	
Water Pump	DP1057
V6 3.0L GAS Naturally Aspirated	
Water Pump	DP940 ⁹
1994 MX-3	
L4 1.6L GAS Naturally Aspirated	
Water Pump	DP728
1994 MX-6	
L4 2.0L GAS Naturally Aspirated	
Water Pump	DP406 ⁹
1994 Navajo	
V6 4.0L GAS Naturally Aspirated (VIN X)	
Water Pump	DP974 ^{27,28}
1993 323	
L4 1.6L GAS Naturally Aspirated	
Water Pump	DP1020
L4 1.8L GAS Naturally Aspirated	
Water Pump	DP1020
1993 626	
L4 2.0L GAS Naturally Aspirated	
Water Pump	DP406 ⁹
1993 929	
V6 3.0L GAS Naturally Aspirated	
Water Pump	DP951 ⁹

Mazda	
1993 B2200	
L4 2.2L GAS Naturally Aspirated	
Water Pump	DP1499 ^{11,9}
1993 B2600	
L4 2.6L GAS Naturally Aspirated	
Water Pump	DP1057
1993 Miata	
L4 1.6L GAS Naturally Aspirated	
Water Pump	DP827
1993 MPV	
L4 2.6L GAS Naturally Aspirated	
Water Pump	DP1057
V6 3.0L GAS Naturally Aspirated	
Water Pump	DP940 ⁹
1993 MX-3	
L4 1.6L GAS Naturally Aspirated	
Water Pump	DP1020
1993 MX-6	
L4 2.0L GAS Naturally Aspirated	
Water Pump	DP406 ⁹
1993 Navajo	
V6 4.0L GAS Naturally Aspirated (VIN X)	
Water Pump	DP974 ^{27,28}
1992 323	
L4 1.6L GAS Naturally Aspirated	
Water Pump	DP1020
1992 626	
L4 2.2L GAS Naturally Aspirated	
Water Pump	DP1499 ^{11,9}
1992 929	
V6 3.0L GAS Naturally Aspirated	
Water Pump	DP951 ⁹
1992 B2200	
L4 2.2L GAS Naturally Aspirated	
Water Pump	DP1499 ^{11,9}
1992 B2600	
L4 2.6L GAS Naturally Aspirated	
Water Pump	DP1057
1992 Miata	
L4 1.6L GAS Naturally Aspirated	
Water Pump	DP827
1992 MPV	
L4 2.6L GAS Naturally Aspirated	
Water Pump	DP1057
V6 3.0L GAS Naturally Aspirated	
Water Pump	DP940 ⁹
1992 MX-3	
L4 1.6L GAS Naturally Aspirated	
Water Pump	DP1020
1992 MX-6	
L4 2.2L GAS Naturally Aspirated	
Water Pump	DP1499 ^{11,9}
L4 2.2L GAS Turbocharged	
Water Pump	DP1499 ^{11,9}
1992 Navajo	
V6 4.0L GAS Naturally Aspirated (VIN X)	
Water Pump	DP974 ^{27,28}
1991 323	
L4 1.6L GAS Naturally Aspirated	
Water Pump	DP1020
L4 1.8L GAS Naturally Aspirated	
Water Pump	DP1020
1991 626	
L4 2.2L GAS Naturally Aspirated	
Water Pump	DP1499 ^{11,9}
L4 2.2L GAS Turbocharged	
Water Pump	DP1499 ^{11,9}

Mazda	
1991 929	
V6 3.0L GAS Naturally Aspirated	
Water Pump	DP940 ⁹
1991 B2200	
L4 2.2L GAS Naturally Aspirated	
Water Pump	DP1499 ^{11,9}
1991 B2600	
L4 2.6L GAS Naturally Aspirated	
Water Pump	DP1057
1991 Miata	
L4 1.6L GAS Naturally Aspirated	
Water Pump	DP827
1991 MPV	
L4 2.6L GAS Naturally Aspirated	
Water Pump	DP1057
V6 3.0L GAS Naturally Aspirated	
Water Pump	DP940 ⁹
1991 MX-6	
L4 2.2L GAS Naturally Aspirated	
Water Pump	DP1499 ^{11,9}
L4 2.2L GAS Turbocharged	
Water Pump	DP1499 ^{11,9}
1991 Navajo	
V6 4.0L GAS Naturally Aspirated (VIN X)	
Water Pump	DP974 ^{27,28}
1991 RX-7	
R2 1.3L GAS Naturally Aspirated	
Water Pump	DP1114
R2 1.3L GAS Turbocharged	
Water Pump	DP1114
1990 323	
L4 1.6L GAS Naturally Aspirated	
Water Pump	DP1020
L4 1.8L GAS Naturally Aspirated	
Water Pump	DP1020
1990 626	
L4 2.2L GAS Naturally Aspirated	
Water Pump	DP1499 ^{11,9}
L4 2.2L GAS Turbocharged	
Water Pump	DP1499 ^{11,9}
1990 929	
V6 3.0L GAS Naturally Aspirated	
Water Pump	DP940 ⁹
1990 B2200	
L4 2.2L GAS Naturally Aspirated	
Water Pump	DP1499 ^{11,9}
1990 B2600	
L4 2.6L GAS Naturally Aspirated	
Water Pump	DP1057
1990 Miata	
L4 1.6L GAS Naturally Aspirated	
Water Pump	DP827
1990 MPV	
L4 2.6L GAS Naturally Aspirated	
Water Pump	DP1057
V6 3.0L GAS Naturally Aspirated	
Water Pump	DP940 ⁹
1990 MX-6	
L4 2.2L GAS Naturally Aspirated	
Water Pump	DP1499 ^{11,9}
L4 2.2L GAS Turbocharged	
Water Pump	DP1499 ^{11,9}
1990 RX-7	
R2 1.3L GAS Naturally Aspirated	
Water Pump	DP1114
R2 1.3L GAS Turbocharged	
Water Pump	DP1114

Mazda		Mazda		Mercedes-Benz	
1989 626		1987 B2600		2014 C350	
L4 2.2L GAS Naturally Aspirated		L4 2.6L GAS Naturally Aspirated		V6 3.5L GAS Naturally Aspirated	
Water Pump	DP1499 ^{11,9}	Water Pump	DP1328	Water Pump	DP383
L4 2.2L GAS Turbocharged		1986 323		2014 E350	
Water Pump	DP1499 ^{11,9}	L4 1.6L GAS Naturally Aspirated		V6 3.5L GAS Naturally Aspirated	
1989 929		Water Pump	DP1020	Water Pump	DP383
V6 3.0L GAS Naturally Aspirated		1986 RX-7		2014 E400	
Water Pump	DP940 ⁹	R2 1.3L GAS Naturally Aspirated		V6 3.5L ELECTRIC/GAS Naturally Aspirated	
1989 B2200		Water Pump	DP1072	Water Pump	DP383
L4 2.2L GAS Naturally Aspirated		R2 1.3L GAS Turbocharged		2014 G550	
Water Pump	DP1499 ^{11,9}	Water Pump	DP1072	V8 5.5L GAS Naturally Aspirated	
1989 B2600		Mercedes-Benz		Water Pump	DP423
L4 2.6L GAS Naturally Aspirated		2017 GLE350		2014 GL350	
Water Pump	DP1057	V6 3.5L GAS Naturally Aspirated		V6 3.0L DIESEL Turbocharged	
1989 MPV		Water Pump	DP383	Water Pump	DP354
L4 2.6L GAS Naturally Aspirated		2017 GLS350d		2014 GLK350	
Water Pump	DP1057	V6 3.0L DIESEL Turbocharged		V6 3.5L GAS Naturally Aspirated	
V6 3.0L GAS Naturally Aspirated		Water Pump	DP354	Water Pump	DP383
Water Pump	DP940 ⁹	2016 E350		2014 ML350	
1989 MX-6		V6 3.5L GAS Naturally Aspirated		V6 3.0L DIESEL Turbocharged	
L4 2.2L GAS Naturally Aspirated		Water Pump	DP383	Water Pump	DP354
L4 2.2L GAS Turbocharged		2016 GL350		V6 3.5L GAS Naturally Aspirated	
Water Pump	DP1499 ^{11,9}	V6 3.0L DIESEL Turbocharged		Water Pump	DP383
1989 RX-7		Water Pump	DP354	2014 SLK350	
R2 1.3L GAS Naturally Aspirated		2016 GLE350		V6 3.5L GAS Naturally Aspirated	
Water Pump	DP1114	V6 3.5L GAS Naturally Aspirated		Water Pump	DP383
R2 1.3L GAS Turbocharged		Water Pump	DP383	2014 Sprinter 2500	
Water Pump	DP1114	2016 SLK350		V6 3.0L DIESEL Turbocharged	
1988 626		V6 3.5L GAS Naturally Aspirated		Water Pump	DP354
L4 2.2L GAS Naturally Aspirated		Water Pump	DP383	2014 Sprinter 3500	
Water Pump	DP1499 ^{11,9}	2016 Sprinter 2500		V6 3.0L DIESEL Turbocharged	
L4 2.2L GAS Turbocharged		V6 3.0L DIESEL Turbocharged		Water Pump	DP354
Water Pump	DP1499 ^{11,9}	Water Pump	DP354	2013 C300	
1988 929		2016 Sprinter 3500		V6 3.5L GAS Naturally Aspirated	
V6 3.0L GAS Naturally Aspirated		V6 3.0L DIESEL Turbocharged		Water Pump	DP383
Water Pump	DP940 ⁹	Water Pump	DP354	2013 C350	
1988 B2200		2015 C350		V6 3.5L GAS Naturally Aspirated	
L4 2.2L GAS Naturally Aspirated		V6 3.5L GAS Naturally Aspirated		Water Pump	DP383
Water Pump	DP1499 ^{11,9}	Water Pump	DP383	2013 E350	
1988 B2600		2015 E350		V6 3.0L DIESEL Turbocharged	
L4 2.6L GAS Naturally Aspirated		V6 3.5L GAS Naturally Aspirated		Water Pump	DP354
Water Pump	DP1328	Water Pump	DP383	V6 3.5L GAS Naturally Aspirated	
1988 MX-6		2015 E400		Water Pump	DP383
L4 2.2L GAS Naturally Aspirated		V6 3.5L ELECTRIC/GAS Naturally Aspirated		2013 E400	
Water Pump	DP1499 ^{11,9}	Aspirated		V6 3.5L ELECTRIC/GAS Naturally Aspirated	
L4 2.2L GAS Turbocharged		Water Pump	DP383	Water Pump	DP383
Water Pump	DP1499 ^{11,9}	2015 GL350		2013 G550	
1988 RX-7		V6 3.0L DIESEL Turbocharged		V8 5.5L GAS Naturally Aspirated	
R2 1.3L GAS Naturally Aspirated		Water Pump	DP354	Water Pump	DP423
Water Pump	DP1072	2015 GLK350		2013 GL350	
R2 1.3L GAS Turbocharged		V6 3.5L GAS Naturally Aspirated		V6 3.0L DIESEL Turbocharged	
Water Pump	DP1072	Water Pump	DP383	Water Pump	DP354
1987 323		2015 ML350		2013 GLK350	
L4 1.6L GAS Naturally Aspirated		V6 3.5L GAS Naturally Aspirated		V6 3.5L GAS Naturally Aspirated	
Water Pump	DP1020	Water Pump	DP383	Water Pump	DP383
1987 626		2015 SLK350		2013 ML350	
L4 2.0L GAS Naturally Aspirated		V6 3.5L GAS Naturally Aspirated		V6 3.0L DIESEL Turbocharged	
Water Pump	DP929 ^{11,9}	Water Pump	DP383	Water Pump	DP354
L4 2.0L GAS Turbocharged		2015 Sprinter 2500		V6 3.5L GAS Naturally Aspirated	
Water Pump	DP929 ^{11,9}	V6 3.0L DIESEL Turbocharged		Water Pump	DP383
1987 B2000		Water Pump	DP354	2013 R350	
L4 2.0L GAS Naturally Aspirated		2015 Sprinter 3500		V6 3.0L DIESEL Turbocharged	
Water Pump	DP929 ^{11,9}	V6 3.0L DIESEL Turbocharged		Water Pump	DP354
1987 B2200		Water Pump	DP354	2013 S350	
L4 2.2L GAS Naturally Aspirated		2014 C300		V6 3.0L DIESEL Turbocharged	
Water Pump	DP1499 ^{11,9}	V6 3.5L GAS Naturally Aspirated		Water Pump	DP354
		Water Pump	DP383		

Mercedes-Benz	
2013 SLK350	
V6 3.5L GAS Naturally Aspirated	
Water Pump	DP383
2013 Sprinter 2500	
V6 3.0L DIESEL Turbocharged	
Water Pump	DP354
2013 Sprinter 3500	
V6 3.0L DIESEL Turbocharged	
Water Pump	DP354
2012 C300	
V6 3.0L GAS Naturally Aspirated	
Water Pump	DP383
2012 C350	
V6 3.5L GAS Naturally Aspirated	
Mfg. From 6/03/2011	DP383
2012 E350	
V6 3.0L DIESEL Turbocharged	
Water Pump	DP354
V6 3.5L GAS Naturally Aspirated	
Mfg. From 6/03/2011	DP383
2012 G550	
V8 5.5L GAS Naturally Aspirated	
Water Pump	DP423
2012 GL350	
V6 3.0L DIESEL Turbocharged	
Water Pump	DP354
2012 GL450	
V8 4.6L GAS Naturally Aspirated	
Water Pump	DP423
2012 GL550	
V8 5.5L GAS Naturally Aspirated	
Water Pump	DP423
2012 GLK350	
V6 3.5L GAS Naturally Aspirated	
Water Pump	DP383
2012 ML350	
V6 3.0L DIESEL Turbocharged	
Water Pump	DP354
V6 3.5L GAS Naturally Aspirated	
Mfg. From 6/03/2011	DP383
2012 R350	
V6 3.0L DIESEL Turbocharged	
Water Pump	DP354
V6 3.5L GAS Naturally Aspirated	
Mfg. From 6/03/2011	DP383
2012 S350	
V6 3.0L DIESEL Turbocharged	
Water Pump	DP354
2012 SL550	
V8 5.5L GAS Naturally Aspirated	
Water Pump	DP423
2012 SLK350	
V6 3.5L GAS Naturally Aspirated	
Mfg. From 6/03/2011	DP383
2012 Sprinter 2500	
V6 3.0L DIESEL Turbocharged	
Water Pump	DP354
2012 Sprinter 3500	
V6 3.0L DIESEL Turbocharged	
Water Pump	DP354
2011 C300	
V6 3.0L FLEX Naturally Aspirated	
Water Pump	DP383
V6 3.0L GAS Naturally Aspirated	
Water Pump	DP383
2011 C350	
V6 3.5L GAS Naturally Aspirated	
Water Pump	DP383

Mercedes-Benz	
2011 CLS550	
V8 5.5L GAS Naturally Aspirated	
Water Pump	DP423
2011 E350	
V6 3.0L DIESEL Turbocharged	
Water Pump	DP354
V6 3.5L GAS Naturally Aspirated	
Water Pump	DP383
2011 E550	
V8 5.5L GAS Naturally Aspirated	
Water Pump	DP423
2011 G550	
V8 5.5L GAS Naturally Aspirated	
Water Pump	DP423
2011 GL350	
V6 3.0L DIESEL Turbocharged	
Water Pump	DP354
2011 GL450	
V8 4.6L GAS Naturally Aspirated	
Water Pump	DP423
2011 GL550	
V8 5.5L GAS Naturally Aspirated	
Water Pump	DP423
2011 GLK350	
V6 3.5L GAS Naturally Aspirated	
Water Pump	DP383
2011 ML350	
V6 3.0L DIESEL Turbocharged	
Water Pump	DP354
V6 3.5L GAS Naturally Aspirated	
Water Pump	DP383
2011 ML550	
V8 5.5L GAS Naturally Aspirated	
Water Pump	DP423
2011 R350	
V6 3.0L DIESEL Turbocharged	
Water Pump	DP354
V6 3.5L GAS Naturally Aspirated	
Water Pump	DP383
2011 S550	
V8 5.5L GAS Naturally Aspirated	
Water Pump	DP423
2011 SL550	
V8 5.5L GAS Naturally Aspirated	
Water Pump	DP423
2011 SLK300	
V6 3.0L GAS Naturally Aspirated	
Water Pump	DP383
2011 SLK350	
V6 3.5L GAS Naturally Aspirated	
Water Pump	DP383
2011 Sprinter 2500	
V6 3.0L DIESEL Turbocharged	
Water Pump	DP354
2011 Sprinter 3500	
V6 3.0L DIESEL Turbocharged	
Water Pump	DP354
2010 C300	
V6 3.0L FLEX Naturally Aspirated	
Water Pump	DP383
V6 3.0L GAS Naturally Aspirated	
Water Pump	DP383
2010 C350	
V6 3.5L GAS Naturally Aspirated	
Water Pump	DP383
2010 CL550	
V8 5.5L GAS Naturally Aspirated	
Water Pump	DP423

Mercedes-Benz	
2010 CLS550	
V8 5.5L GAS Naturally Aspirated	
Water Pump	DP423
2010 E350	
V6 3.5L GAS Naturally Aspirated	
Water Pump	DP383
2010 E550	
V8 5.5L GAS Naturally Aspirated	
Water Pump	DP423
2010 G550	
V8 5.5L GAS Naturally Aspirated	
Water Pump	DP423
2010 GL350	
V6 3.0L DIESEL Turbocharged	
Water Pump	DP354
2010 GL450	
V8 4.6L GAS Naturally Aspirated	
Water Pump	DP423
2010 GL550	
V8 5.5L GAS Naturally Aspirated	
Water Pump	DP423
2010 GLK350	
V6 3.5L GAS Naturally Aspirated	
Water Pump	DP383
2010 ML350	
V6 3.0L DIESEL Turbocharged	
Water Pump	DP354
V6 3.5L GAS Naturally Aspirated	
Water Pump	DP383
2010 ML550	
V8 5.5L GAS Naturally Aspirated	
Water Pump	DP423
2010 R350	
V6 3.0L DIESEL Turbocharged	
Water Pump	DP354
V6 3.5L GAS Naturally Aspirated	
Water Pump	DP383
2010 S400	
V6 3.5L ELECTRIC/GAS Naturally Aspirated	
Water Pump	DP383
2010 S550	
V8 5.5L GAS Naturally Aspirated	
Water Pump	DP423
2010 SL550	
V8 5.5L GAS Naturally Aspirated	
Water Pump	DP423
2010 SLK300	
V6 3.0L GAS Naturally Aspirated	
Water Pump	DP383
2010 SLK350	
V6 3.5L GAS Naturally Aspirated	
Water Pump	DP383
2010 Sprinter 2500	
V6 3.0L DIESEL Turbocharged	
Water Pump	DP354
2010 Sprinter 3500	
V6 3.0L DIESEL Turbocharged	
Water Pump	DP354
2009 C300	
V6 3.0L FLEX Naturally Aspirated	
Water Pump	DP383
V6 3.0L GAS Naturally Aspirated	
Water Pump	DP383
2009 C350	
V6 3.5L GAS Naturally Aspirated	
Water Pump	DP383

Mercedes-Benz 2009 CL550 V8 5.5L GAS Naturally Aspirated Water Pump DP423	Mercedes-Benz 2008 CLK350 V6 3.5L GAS Naturally Aspirated Water Pump DP383	Mercedes-Benz 2007 CLK350 V6 3.5L GAS Naturally Aspirated Water Pump DP383
2009 CLK350 V6 3.5L GAS Naturally Aspirated Water Pump DP383	2008 CLK550 V8 5.5L GAS Naturally Aspirated Water Pump DP423	2007 CLK550 V8 5.5L GAS Naturally Aspirated Water Pump DP423
2009 CLK550 V8 5.5L GAS Naturally Aspirated Water Pump DP423	2008 CLS550 V8 5.5L GAS Naturally Aspirated Water Pump DP423	2007 CLS550 V8 5.5L GAS Naturally Aspirated Water Pump DP423
2009 CLS550 V8 5.5L GAS Naturally Aspirated Water Pump DP423	2008 E320 V6 3.0L DIESEL Turbocharged Water Pump DP354	2007 E280 V6 3.0L GAS Naturally Aspirated Water Pump DP383
2009 E320 V6 3.0L DIESEL Turbocharged Water Pump DP354	2008 E350 V6 3.5L GAS Naturally Aspirated Water Pump DP383	2007 E320 V6 3.0L DIESEL Turbocharged Water Pump DP354
2009 E350 V6 3.5L GAS Naturally Aspirated Water Pump DP383	2008 E550 V8 5.5L GAS Naturally Aspirated Water Pump DP423	2007 E350 V6 3.5L GAS Naturally Aspirated Water Pump DP383
2009 E550 V8 5.5L GAS Naturally Aspirated Water Pump DP423	2008 GL320 V6 3.0L DIESEL Turbocharged Water Pump DP354	2007 E550 V8 5.5L GAS Naturally Aspirated Water Pump DP423
2009 G550 V8 5.5L GAS Naturally Aspirated Water Pump DP423	2008 GL450 V8 4.6L GAS Naturally Aspirated Water Pump DP423	2007 GL320 V6 3.0L DIESEL Turbocharged Water Pump DP354
2009 GL320 V6 3.0L DIESEL Turbocharged Water Pump DP354	2008 GL550 V8 5.5L GAS Naturally Aspirated Water Pump DP423	2007 GL450 V8 4.6L GAS Naturally Aspirated Water Pump DP423
2009 GL450 V8 4.6L GAS Naturally Aspirated Water Pump DP423	2008 ML320 V6 3.0L DIESEL Turbocharged Water Pump DP354	2007 ML320 V6 3.0L DIESEL Turbocharged Water Pump DP354
2009 GL550 V8 5.5L GAS Naturally Aspirated Water Pump DP423	2008 ML350 V6 3.5L GAS Naturally Aspirated Water Pump DP383	2007 ML350 V6 3.5L GAS Naturally Aspirated Water Pump DP383
2009 ML320 V6 3.0L DIESEL Turbocharged Water Pump DP354	2008 ML550 V8 5.5L GAS Naturally Aspirated Water Pump DP423	2007 ML500 V8 5.0L GAS Naturally Aspirated Water Pump DP332
2009 ML350 V6 3.5L GAS Naturally Aspirated Water Pump DP383	2008 R320 V6 3.0L DIESEL Turbocharged Water Pump DP354	2007 R320 V6 3.0L DIESEL Turbocharged Water Pump DP354
2009 ML550 V8 5.5L GAS Naturally Aspirated Water Pump DP423	2008 R350 V6 3.5L GAS Naturally Aspirated Water Pump DP383	2007 R350 V6 3.5L GAS Naturally Aspirated Water Pump DP383
2009 R350 V6 3.5L GAS Naturally Aspirated Water Pump DP383	2008 S550 V8 5.5L GAS Naturally Aspirated Water Pump DP423	2007 R500 V8 5.0L GAS Naturally Aspirated Water Pump DP381
2009 S550 V8 5.5L GAS Naturally Aspirated Water Pump DP423	2008 SL550 V8 5.5L GAS Naturally Aspirated Water Pump DP423	2007 S550 V8 5.5L GAS Naturally Aspirated Water Pump DP423
2009 SL550 V8 5.5L GAS Naturally Aspirated Water Pump DP423	2008 SLK280 V6 3.0L GAS Naturally Aspirated Water Pump DP383	2007 SL550 V8 5.5L GAS Naturally Aspirated Water Pump DP423
2009 SLK300 V6 3.0L GAS Naturally Aspirated Water Pump DP383	2008 SLK350 V6 3.5L GAS Naturally Aspirated Water Pump DP383	2007 SLK280 V6 3.0L GAS Naturally Aspirated Water Pump DP383
2009 SLK350 V6 3.5L GAS Naturally Aspirated Water Pump DP383	2007 C230 V6 2.5L FLEX Naturally Aspirated Water Pump DP383	2007 SLK350 V6 3.5L GAS Naturally Aspirated Water Pump DP383
2008 C300 V6 3.0L FLEX Naturally Aspirated Water Pump DP383	2007 C280 V6 3.0L GAS Naturally Aspirated Water Pump DP383	2006 C55 AMG V8 5.5L GAS Naturally Aspirated Water Pump DP332
2008 C350 V6 3.5L GAS Naturally Aspirated Water Pump DP383	2007 C350 V6 3.5L GAS Naturally Aspirated Water Pump DP383	2006 CL500 V8 5.0L GAS Naturally Aspirated Water Pump DP381
2008 CL550 V8 5.5L GAS Naturally Aspirated Water Pump DP423	2007 CL550 V8 5.5L GAS Naturally Aspirated Water Pump DP423	2006 CLK500 V8 5.0L GAS Naturally Aspirated Water Pump DP381
		2006 CLK55 AMG V8 5.5L GAS Naturally Aspirated Water Pump DP332

Mercedes-Benz		Mercedes-Benz		Mercedes-Benz	
2006 CLS500		2005 SL500		2003 CLK500	
V8 5.0L GAS Naturally Aspirated		V8 5.0L GAS Naturally Aspirated		V8 5.0L GAS Naturally Aspirated	
Water Pump	DP381	Water Pump	DP381	Water Pump	DP381
2006 E500		2004 C230		2003 CLK55 AMG	
V8 5.0L GAS Naturally Aspirated		L4 1.8L GAS Supercharged		V8 5.5L GAS Naturally Aspirated	
Water Pump	DP381	Water Pump	DP1458	Water Pump	DP332
2006 ML500		2004 C240		2003 E500	
V8 5.0L GAS Naturally Aspirated		V6 2.6L GAS Naturally Aspirated		V8 5.0L GAS Naturally Aspirated	
Water Pump	DP332	Water Pump	DP381	Water Pump	DP381
2006 R500		2004 C320		2003 G55 AMG	
V8 5.0L GAS Naturally Aspirated		V6 3.2L FLEX Naturally Aspirated		V8 5.5L GAS Naturally Aspirated	
Water Pump	DP381	Water Pump	DP381	Water Pump	DP332
2006 S350		V6 3.2L GAS Naturally Aspirated		2003 ML320	
V6 3.7L GAS Naturally Aspirated		Water Pump		V6 3.2L GAS Naturally Aspirated	
Water Pump	DP381	2004 CL500		Water Pump	
2006 S430		V8 5.0L GAS Naturally Aspirated		Water Pump	
V8 4.3L GAS Naturally Aspirated		Water Pump		2003 ML350	
Water Pump	DP381	2004 CLK320		V6 3.7L GAS Naturally Aspirated	
2006 S500		V6 3.2L GAS Naturally Aspirated		Water Pump	
V8 5.0L GAS Naturally Aspirated		Water Pump		2003 ML500	
Water Pump	DP381	2004 CLK500		V8 5.0L GAS Naturally Aspirated	
2006 SL500		V8 5.0L GAS Naturally Aspirated		Water Pump	
V8 5.0L GAS Naturally Aspirated		Water Pump		2003 ML55 AMG	
Water Pump	DP381	2004 CLK55 AMG		V8 5.5L GAS Naturally Aspirated	
2005 C230		V8 5.5L GAS Naturally Aspirated		Water Pump	
L4 1.8L GAS Supercharged		Water Pump		2003 S430	
Water Pump	DP1458	2004 E500		V8 4.3L GAS Naturally Aspirated	
2005 C240		V8 5.0L GAS Naturally Aspirated		Water Pump	
V6 2.6L GAS Naturally Aspirated		Water Pump		2003 S500	
Water Pump	DP381	2004 G55 AMG		V8 5.0L GAS Naturally Aspirated	
2005 C320		V8 5.5L GAS Naturally Aspirated		Water Pump	
V6 3.2L FLEX Naturally Aspirated		Water Pump		2003 SL500	
Water Pump	DP381	2004 ML350		V8 5.0L GAS Naturally Aspirated	
V6 3.2L GAS Naturally Aspirated		V6 3.7L GAS Naturally Aspirated		Water Pump	
Water Pump	DP381	Water Pump		2003 SLK230	
2005 C55 AMG		2004 ML500		L4 2.3L GAS Supercharged	
V8 5.5L GAS Naturally Aspirated		V8 5.0L GAS Naturally Aspirated		Water Pump	
Water Pump	DP332	Water Pump		2002 C230	
2005 CL500		2004 S430		L4 2.3L GAS Supercharged	
V8 5.0L GAS Naturally Aspirated		V8 4.3L GAS Naturally Aspirated		Water Pump	
Water Pump	DP381	Water Pump		2002 C240	
2005 CLK320		2004 S500		V6 2.6L GAS Naturally Aspirated	
V6 3.2L GAS Naturally Aspirated		V8 5.0L GAS Naturally Aspirated		Water Pump	
Water Pump	DP381	Water Pump		2002 C320	
2005 CLK500		2004 SL500		V6 3.2L GAS Naturally Aspirated	
V8 5.0L GAS Naturally Aspirated		V8 5.0L GAS Naturally Aspirated		Water Pump	
Water Pump	DP381	Water Pump		2002 CL500	
2005 CLK55 AMG		2004 SLK230		V8 5.0L GAS Naturally Aspirated	
V8 5.5L GAS Naturally Aspirated		L4 2.3L GAS Supercharged		Water Pump	
Water Pump	DP332	Water Pump		2002 CL55 AMG	
2005 E500		2004 SLK320		V8 5.5L GAS Naturally Aspirated	
V8 5.0L GAS Naturally Aspirated		V6 3.2L GAS Naturally Aspirated		Water Pump	
Water Pump	DP381	Water Pump		2002 CLK430	
2005 G55 AMG		2003 C230		V8 4.3L GAS Naturally Aspirated	
V8 5.5L GAS Supercharged		L4 1.8L GAS Supercharged		Water Pump	
Water Pump	DP332	Water Pump		2002 CLK55 AMG	
2005 ML350		2003 C240		V8 5.5L GAS Naturally Aspirated	
V6 3.7L GAS Naturally Aspirated		V6 2.6L GAS Naturally Aspirated		Water Pump	
Water Pump	DP381	Water Pump		2002 E430	
2005 ML500		2003 C320		V8 4.3L GAS Naturally Aspirated	
V8 5.0L GAS Naturally Aspirated		V6 3.2L GAS Naturally Aspirated		Water Pump	
Water Pump	DP332	Water Pump		2002 E55 AMG	
2005 S430		2003 CL500		V8 5.5L GAS Naturally Aspirated	
V8 4.3L GAS Naturally Aspirated		V8 5.0L GAS Naturally Aspirated		Water Pump	
Water Pump	DP381	Water Pump		2002 ML320	
2005 S500		2003 CLK430		V6 3.2L GAS Naturally Aspirated	
V8 5.0L GAS Naturally Aspirated		V8 4.3L GAS Naturally Aspirated		Water Pump	
Water Pump	DP381	Water Pump		2002 ML500	
				V8 5.0L GAS Naturally Aspirated	
				Water Pump	

Mercedes-Benz	Mercedes-Benz	Mercedes-Benz
2002 ML55 AMG	2000 E430	1993 190E
V8 5.5L GAS Naturally Aspirated	V8 4.3L GAS Naturally Aspirated	L4 2.3L GAS Naturally Aspirated
Water Pump DP332	Water Pump DP381	Water Pump DP1093
2002 S430	2000 E55 AMG	L6 2.6L GAS Naturally Aspirated
V8 4.3L GAS Naturally Aspirated	V8 5.5L GAS Naturally Aspirated	Water Pump DP402
Water Pump DP381	Water Pump DP332	1993 300SE
2002 S500	2000 ML320	L6 3.2L GAS Naturally Aspirated
V8 5.0L GAS Naturally Aspirated	V6 3.2L GAS Naturally Aspirated	Water Pump DP402
Water Pump DP381	Water Pump DP381	1993 300TE
2002 S55 AMG	2000 ML430	L6 3.0L GAS Naturally Aspirated
V8 5.5L GAS Naturally Aspirated	V8 4.3L GAS Naturally Aspirated	Water Pump DP402
Water Pump DP332	Water Pump DP332	1992 190E
2002 SL500	2000 ML55 AMG	L4 2.3L GAS Naturally Aspirated
V8 5.0L GAS Naturally Aspirated	V8 5.5L GAS Naturally Aspirated	Water Pump DP1093
Water Pump DP381	Water Pump DP332	L6 2.6L GAS Naturally Aspirated
2002 SLK230	2000 S500	Water Pump DP402
L4 2.3L GAS Supercharged	V8 5.0L GAS Naturally Aspirated	1992 300E
Water Pump DP3451	Water Pump DP381	L6 2.6L GAS Naturally Aspirated
2001 C240	2000 SL500	Water Pump DP402
V6 2.6L GAS Naturally Aspirated	V8 5.0L GAS Naturally Aspirated	L6 3.0L GAS Naturally Aspirated
Water Pump DP381	Water Pump DP381	Water Pump DP402
2001 C320	2000 SLK230	1992 300SE
V6 3.2L GAS Naturally Aspirated	L4 2.3L GAS Supercharged	L6 3.2L GAS Naturally Aspirated
Water Pump DP381	Water Pump DP363	Water Pump DP402
2001 CL500	1999 C230	1992 300TE
V8 5.0L GAS Naturally Aspirated	L4 2.3L GAS Supercharged	L6 3.0L GAS Naturally Aspirated
Water Pump DP381	Water Pump DP363	Water Pump DP402
2001 CL55 AMG	1999 E55 AMG	1991 190E
V8 5.5L GAS Naturally Aspirated	V8 5.5L GAS Naturally Aspirated	L4 2.3L GAS Naturally Aspirated
Water Pump DP332	Water Pump DP332	Water Pump DP1093
2001 CLK430	1999 ML320	L6 2.6L GAS Naturally Aspirated
V8 4.3L GAS Naturally Aspirated	V6 3.2L GAS Naturally Aspirated	Water Pump DP402
Water Pump DP381	Water Pump DP381	1991 300E
2001 CLK55 AMG	1999 ML430	L6 2.6L GAS Naturally Aspirated
V8 5.5L GAS Naturally Aspirated	V8 4.3L GAS Naturally Aspirated	Water Pump DP402
Water Pump DP332	Water Pump DP332	L6 3.0L GAS Naturally Aspirated
2001 E430	1999 S320	Water Pump DP402
V8 4.3L GAS Naturally Aspirated	L6 3.2L GAS Naturally Aspirated	1991 300SE
Water Pump DP381	Water Pump DP1346	L6 3.0L GAS Naturally Aspirated
2001 E55 AMG	1999 SLK230	Water Pump DP402
V8 5.5L GAS Naturally Aspirated	L4 2.3L GAS Supercharged	1991 300SEL
Water Pump DP332	Water Pump DP363	L6 3.0L GAS Naturally Aspirated
2001 ML320	1998 C230	Water Pump DP402
V6 3.2L GAS Naturally Aspirated	L4 2.3L GAS Naturally Aspirated	1991 300TE
Water Pump DP381	Water Pump DP318	L6 3.0L GAS Naturally Aspirated
2001 ML55 AMG	1998 ML320	Water Pump DP402
V8 5.5L GAS Naturally Aspirated	V6 3.2L GAS Naturally Aspirated	1991 420SEL
Water Pump DP332	Water Pump DP381	V8 4.2L GAS Naturally Aspirated
2001 S430	1998 S320	Water Pump DP745
V8 4.3L GAS Naturally Aspirated	L6 3.2L GAS Naturally Aspirated	1991 560SEC
Water Pump DP381	Water Pump DP1346	V8 5.6L GAS Naturally Aspirated
2001 S500	1998 SLK230	Water Pump DP745
V8 5.0L GAS Naturally Aspirated	L4 2.3L GAS Supercharged	1991 560SEL
Water Pump DP381	Water Pump DP363	V8 5.6L GAS Naturally Aspirated
2001 S55 AMG	1997 C230	Water Pump DP745
V8 5.5L GAS Naturally Aspirated	L4 2.3L GAS Naturally Aspirated	1990 190E
Water Pump DP332	Water Pump DP318	L6 2.6L GAS Naturally Aspirated
2001 SL500	1997 S320	Water Pump DP402
V8 5.0L GAS Naturally Aspirated	L6 3.2L GAS Naturally Aspirated	1990 300E
Water Pump DP381	Water Pump DP1346	L6 2.6L GAS Naturally Aspirated
2001 SLK230	1996 C220	Water Pump DP402
L4 2.3L GAS Supercharged	L4 2.2L GAS Naturally Aspirated	L6 3.0L GAS Naturally Aspirated
Water Pump DP3451	Water Pump DP318	Water Pump DP402
2000 C230	1995 C220	1990 300SE
L4 2.3L GAS Supercharged	L4 2.2L GAS Naturally Aspirated	L6 3.0L GAS Naturally Aspirated
Water Pump DP363	Water Pump DP318	Water Pump DP402
2000 C280	1994 C220	1990 300SEL
V6 2.8L GAS Naturally Aspirated	L4 2.2L GAS Naturally Aspirated	L6 3.0L GAS Naturally Aspirated
Water Pump DP381	Water Pump DP318	Water Pump DP402

Mercedes-Benz 1982 300SD	Mercedes-Benz 1980 450SEL	Mercedes-Benz 1978 450SL
L5 3.0L DIESEL Turbocharged Water Pump DP421	V8 4.5L GAS Naturally Aspirated Water Pump DP1113	V8 4.5L GAS Naturally Aspirated Water Pump DP1113
1982 300TD	1980 450SL	1978 450SLC
L5 3.0L DIESEL Turbocharged Water Pump DP421	V8 4.5L GAS Naturally Aspirated Water Pump DP1113	V8 4.5L GAS Naturally Aspirated Water Pump DP1113
1982 380SEC	1980 450SLC	1977 230
V8 3.8L GAS Naturally Aspirated Water Pump DP1117	V8 4.5L GAS Naturally Aspirated Water Pump DP1113	L4 2.3L GAS Naturally Aspirated Water Pump DP421
1982 380SEL	1979 240D	1977 240D
V8 3.8L GAS Naturally Aspirated Water Pump DP1117	L4 2.4L DIESEL Naturally Aspirated Water Pump DP421	L4 2.4L DIESEL Naturally Aspirated Water Pump DP421
1982 380SL	1979 280CE	1977 280E
V8 3.8L GAS Naturally Aspirated Water Pump DP1117	L6 2.8L GAS Naturally Aspirated Water Pump DP421	L6 2.8L GAS Naturally Aspirated Water Pump DP421
1981 240D	1979 280E	1977 280SE
L4 2.4L DIESEL Naturally Aspirated Water Pump DP421	L6 2.8L GAS Naturally Aspirated Water Pump DP421	L6 2.8L GAS Naturally Aspirated Water Pump DP421
1981 280CE	1979 280SE	1977 300D
L6 2.8L GAS Naturally Aspirated Water Pump DP421	L6 2.8L GAS Naturally Aspirated Water Pump DP421	L5 3.0L DIESEL Naturally Aspirated Water Pump DP421
1981 280E	1979 300CD	1977 450SEL
L6 2.8L GAS Naturally Aspirated Water Pump DP421	L5 3.0L DIESEL Naturally Aspirated Water Pump DP421	V8 4.5L GAS Naturally Aspirated Water Pump DP1113
1981 300CD	1979 300D	1977 450SL
L5 3.0L DIESEL Naturally Aspirated Water Pump DP421	L5 3.0L DIESEL Naturally Aspirated Water Pump DP421	V8 4.5L GAS Naturally Aspirated Water Pump DP1113
1981 300D	1979 300SD	1977 450SLC
L5 3.0L DIESEL Naturally Aspirated Water Pump DP421	L5 3.0L DIESEL Turbocharged Water Pump DP421	V8 4.5L GAS Naturally Aspirated Water Pump DP1113
1981 300SD	1979 300TD	1976 230
L5 3.0L DIESEL Turbocharged Water Pump DP421	L5 3.0L DIESEL Naturally Aspirated Water Pump DP421	L4 2.3L GAS Naturally Aspirated Water Pump DP421
1981 300TD	1979 450SEL	1976 240D
L5 3.0L DIESEL Turbocharged Water Pump DP421	V8 4.5L GAS Naturally Aspirated Water Pump DP1113	L4 2.4L DIESEL Naturally Aspirated Water Pump DP421
1981 380SEL	1979 450SL	1976 280
V8 3.8L GAS Naturally Aspirated Water Pump DP1117	V8 4.5L GAS Naturally Aspirated Water Pump DP1113	L6 2.8L GAS Naturally Aspirated Water Pump DP421
1981 380SL	1979 450SLC	1976 280C
V8 3.8L GAS Naturally Aspirated Water Pump DP1117	V8 4.5L GAS Naturally Aspirated Water Pump DP1113	L6 2.8L GAS Naturally Aspirated Water Pump DP421
1981 380SLC	1978 230	1976 280S
V8 3.8L GAS Naturally Aspirated Water Pump DP1117	L4 2.3L GAS Naturally Aspirated Water Pump DP421	L6 2.8L GAS Naturally Aspirated Water Pump DP421
1980 240D	1978 240D	1976 300D
L4 2.4L DIESEL Naturally Aspirated Water Pump DP421	L4 2.4L DIESEL Naturally Aspirated Water Pump DP421	L5 3.0L DIESEL Naturally Aspirated Water Pump DP421
1980 280CE	1978 280CE	1976 450SE
L6 2.8L GAS Naturally Aspirated Water Pump DP421	L6 2.8L GAS Naturally Aspirated Water Pump DP421	V8 4.5L GAS Naturally Aspirated Water Pump DP1113
1980 280E	1978 280E	1976 450SEL
L6 2.8L GAS Naturally Aspirated Water Pump DP421	L6 2.8L GAS Naturally Aspirated Water Pump DP421	V8 4.5L GAS Naturally Aspirated Water Pump DP1113
1980 280SE	1978 280SE	1976 450SL
L6 2.8L GAS Naturally Aspirated Water Pump DP421	L6 2.8L GAS Naturally Aspirated Water Pump DP421	V8 4.5L GAS Naturally Aspirated Water Pump DP1113
1980 300CD	1978 300CD	1976 450SLC
L5 3.0L DIESEL Naturally Aspirated Water Pump DP421	L5 3.0L DIESEL Naturally Aspirated Water Pump DP421	V8 4.5L GAS Naturally Aspirated Water Pump DP1113
1980 300D	1978 300D	1975 230
L5 3.0L DIESEL Naturally Aspirated Water Pump DP421	L5 3.0L DIESEL Naturally Aspirated Water Pump DP421	L4 2.3L GAS Naturally Aspirated Water Pump DP421
1980 300SD	1978 300SD	1975 240D
L5 3.0L DIESEL Turbocharged Water Pump DP421	L5 3.0L DIESEL Turbocharged Water Pump DP421	L4 2.4L DIESEL Naturally Aspirated Water Pump DP421
1980 300TD	1978 450SEL	1975 280
L5 3.0L DIESEL Naturally Aspirated Water Pump DP421	V8 4.5L GAS Naturally Aspirated Water Pump DP1113	L6 2.8L GAS Naturally Aspirated Water Pump DP421

Mercedes-Benz 1975 280C		Mercedes-Benz 1973 300SEL		Mercedes-Benz 1971 280SL	
L6 2.8L GAS Naturally Aspirated		V8 4.5L GAS Naturally Aspirated		L6 2.8L GAS Naturally Aspirated	
Water Pump	DP421	Water Pump	DP1113	Water Pump	DP421
1975 280S		1973 350SL		1971 300SEL	
L6 2.8L GAS Naturally Aspirated		V8 4.5L GAS Naturally Aspirated		V8 3.5L GAS Naturally Aspirated	
Water Pump	DP421	Water Pump	DP1113	Water Pump	DP1113
1975 300D		1973 450SE		V8 6.3L GAS Naturally Aspirated	
L5 3.0L DIESEL Naturally Aspirated		V8 4.5L GAS Naturally Aspirated		Water Pump	DP1113
Water Pump	DP421	Water Pump	DP1113	1971 600	
1975 450SE		1973 450SEL		V8 6.3L GAS Naturally Aspirated	
V8 4.5L GAS Naturally Aspirated		V8 4.5L GAS Naturally Aspirated		Water Pump	DP1113
Water Pump	DP1113	Water Pump	DP1113	1970 220	
1975 450SEL		1973 450SL		L4 2.2L GAS Naturally Aspirated	
V8 4.5L GAS Naturally Aspirated		V8 4.5L GAS Naturally Aspirated		Water Pump	DP421
Water Pump	DP1113	Water Pump	DP1113	1970 220D	
1975 450SL		1973 450SLC		L4 2.2L DIESEL Naturally Aspirated	
V8 4.5L GAS Naturally Aspirated		V8 4.5L GAS Naturally Aspirated		Water Pump	DP421
Water Pump	DP1113	Water Pump	DP1113	1970 250C	
1975 450SLC		1972 220		L6 2.8L GAS Naturally Aspirated	
V8 4.5L GAS Naturally Aspirated		L4 2.2L GAS Naturally Aspirated		Water Pump	DP421
Water Pump	DP1113	Water Pump	DP421	1970 280S	
1974 230		1972 220D		L6 2.8L GAS Naturally Aspirated	
L4 2.3L GAS Naturally Aspirated		L4 2.2L DIESEL Naturally Aspirated		Water Pump	DP421
Water Pump	DP421	Water Pump	DP421	1970 280SE	
1974 240D		1972 250		L6 2.8L GAS Naturally Aspirated	
L4 2.4L DIESEL Naturally Aspirated		L6 2.8L GAS Naturally Aspirated		Water Pump	DP421
Water Pump	DP421	Water Pump	DP421	V8 3.5L GAS Naturally Aspirated	
1974 280		1972 250C		Water Pump	DP1113
L6 2.8L GAS Naturally Aspirated		L6 2.8L GAS Naturally Aspirated		1970 280SEL	
Water Pump	DP421	Water Pump	DP421	L6 2.8L GAS Naturally Aspirated	
1974 280C		1972 280SE		Water Pump	DP421
L6 2.8L GAS Naturally Aspirated		L6 2.8L GAS Naturally Aspirated		1970 280SL	
Water Pump	DP421	Water Pump	DP421	L6 2.8L GAS Naturally Aspirated	
1974 450SE		V8 4.5L GAS Naturally Aspirated		Water Pump	DP421
V8 4.5L GAS Naturally Aspirated		Water Pump	DP1113	1970 300SEL	
Water Pump	DP1113	1972 280SEL		V8 3.5L GAS Naturally Aspirated	
1974 450SEL		V8 4.5L GAS Naturally Aspirated		Water Pump	DP1113
V8 4.5L GAS Naturally Aspirated		Water Pump	DP1113	V8 6.3L GAS Naturally Aspirated	
Water Pump	DP1113	1972 300SEL		Water Pump	DP1113
1974 450SL		V8 4.5L GAS Naturally Aspirated		1970 600	
V8 4.5L GAS Naturally Aspirated		Water Pump	DP1113	V8 6.3L GAS Naturally Aspirated	
Water Pump	DP1113	1972 350SL		Water Pump	DP1113
1974 450SLC		V8 4.5L GAS Naturally Aspirated		1969 220	
V8 4.5L GAS Naturally Aspirated		Water Pump	DP1113	L4 2.2L GAS Naturally Aspirated	
Water Pump	DP1113	1972 600		Water Pump	DP421
1973 220		V8 6.3L GAS Naturally Aspirated		1969 220D	
L4 2.2L GAS Naturally Aspirated		Water Pump	DP1113	L4 2.2L DIESEL Naturally Aspirated	
Water Pump	DP421	1971 220		Water Pump	DP421
1973 220D		L4 2.2L GAS Naturally Aspirated		1969 250C	
L4 2.2L DIESEL Naturally Aspirated		Water Pump	DP421	L6 2.8L GAS Naturally Aspirated	
Water Pump	DP421	1971 220D		Water Pump	DP421
1973 250		L4 2.2L DIESEL Naturally Aspirated		1969 280S	
L6 2.8L GAS Naturally Aspirated		Water Pump	DP421	L6 2.8L GAS Naturally Aspirated	
Water Pump	DP421	1971 250		Water Pump	DP421
1973 250C		L6 2.8L GAS Naturally Aspirated		1969 280SE	
L6 2.8L GAS Naturally Aspirated		Water Pump	DP421	L6 2.8L GAS Naturally Aspirated	
Water Pump	DP421	1971 250C		Water Pump	DP421
1973 280		L6 2.8L GAS Naturally Aspirated		1969 280SEL	
L6 2.8L GAS Naturally Aspirated		Water Pump	DP421	L6 2.8L GAS Naturally Aspirated	
Water Pump	DP421	1971 280S		Water Pump	DP421
1973 280C		L6 2.8L GAS Naturally Aspirated		1969 280SL	
L6 2.8L GAS Naturally Aspirated		Water Pump	DP421	L6 2.8L GAS Naturally Aspirated	
Water Pump	DP421	1971 280SE		Water Pump	DP421
1973 280SE		L6 2.8L GAS Naturally Aspirated		1969 300SEL	
V8 4.5L GAS Naturally Aspirated		Water Pump	DP421	L6 2.8L GAS Naturally Aspirated	
Water Pump	DP1113	1971 280SEL		Water Pump	DP421
1973 280SEL		L6 2.8L GAS Naturally Aspirated		1969 600	
V8 4.5L GAS Naturally Aspirated		Water Pump	DP421	V8 6.3L GAS Naturally Aspirated	
Water Pump	DP1113			Water Pump	DP1113

Mercedes-Benz		Mercury		Mercury	
1968 220		2009 Grand Marquis		2007 Montego	
L4 2.2L GAS Naturally Aspirated		V8 4.6L FLEX Naturally Aspirated (VIN V)		V6 3.0L GAS Naturally Aspirated (VIN 1)	
Water Pump	DP421	Water Pump	DP803	Water Pump	DP1449
1968 220D		V8 4.6L GAS Naturally Aspirated (VIN W)		2007 Monterey	
L4 2.2L DIESEL Naturally Aspirated		Water Pump		V6 4.2L GAS Naturally Aspirated (VIN 2)	
Water Pump	DP421	2009 Mariner		Water Pump	
1968 280S		L4 2.3L ELECTRIC/GAS Naturally Aspirated (VIN H)		2007 Mountaineer	
Water Pump		Water Pump		V6 4.0L GAS Naturally Aspirated (VIN E)	
Water Pump	DP421	L4 2.5L ELECTRIC/GAS Naturally Aspirated (VIN 3)		Water Pump	
1968 280SE		Water Pump		V8 4.6L GAS Naturally Aspirated (VIN 8)	
L6 2.8L GAS Naturally Aspirated		Water Pump		Water Pump	
Water Pump	DP421	L4 2.5L GAS Naturally Aspirated (VIN 7)		2006 Grand Marquis	
1968 280SEL		Water Pump		V8 4.6L FLEX Naturally Aspirated (VIN V)	
L6 2.8L GAS Naturally Aspirated		V6 3.0L GAS Naturally Aspirated (VIN G)		Water Pump	
Water Pump	DP421	w/o Housing		Water Pump	
1968 280SL		2009 Milan		2006 Mariner	
L6 2.8L GAS Naturally Aspirated		V6 3.0L GAS Naturally Aspirated (VIN 1)		L4 2.3L ELECTRIC/GAS Naturally Aspirated (VIN H)	
Water Pump	DP421	Water Pump		Water Pump	
1968 300SEL		2009 Mountaineer		L4 2.3L GAS Naturally Aspirated (VIN Z)	
L6 2.8L GAS Naturally Aspirated		V6 4.0L GAS Naturally Aspirated (VIN E)		Water Pump	
Water Pump	DP421	Water Pump		2006 Milan	
1968 600		V8 4.6L GAS Naturally Aspirated (VIN 8)		V6 3.0L GAS Naturally Aspirated (VIN 1)	
V8 6.3L GAS Naturally Aspirated		Water Pump		Water Pump	
Water Pump	DP1113	2009 Sable		2006 Montego	
Mercury		V6 3.5L GAS Naturally Aspirated (VIN W)		V6 3.0L GAS Naturally Aspirated (VIN 1)	
2011 Grand Marquis		Water Pump		Water Pump	
V8 4.6L FLEX Naturally Aspirated (VIN V)		2008 Grand Marquis		2006 Monterey	
Water Pump	DP803	V8 4.6L FLEX Naturally Aspirated (VIN V)		V6 4.2L GAS Naturally Aspirated (VIN 2)	
2011 Mariner		Water Pump		Water Pump	
L4 2.3L ELECTRIC/GAS Naturally Aspirated (VIN H)		V8 4.6L GAS Naturally Aspirated (VIN W)		2006 Mountaineer	
Water Pump	DP1501	Water Pump		V6 4.0L GAS Naturally Aspirated (VIN E)	
L4 2.5L GAS Naturally Aspirated (VIN 7)		2008 Mariner		Water Pump	
Water Pump	DP1501	L4 2.3L ELECTRIC/GAS Naturally Aspirated (VIN H)		Water Pump	
V6 3.0L FLEX Naturally Aspirated (VIN G)		Water Pump		V8 4.6L GAS Naturally Aspirated (VIN 8)	
w/o Housing	DP1459	L4 2.3L GAS Naturally Aspirated (VIN Z)		Water Pump	
Water Pump	DP1459	V6 3.0L GAS Naturally Aspirated (VIN 1)		2005 Grand Marquis	
V6 3.0L GAS Naturally Aspirated (VIN G)		Water Pump		V8 4.6L GAS Naturally Aspirated (VIN W)	
w/o Housing	DP1459	2008 Milan		Water Pump	
2011 Milan		V6 3.0L GAS Naturally Aspirated (VIN 1)		2005 Mariner	
V6 3.0L FLEX Naturally Aspirated (VIN G)		Water Pump		L4 2.3L GAS Naturally Aspirated (VIN Z)	
w/o Housing	DP1459	2008 Mountaineer		Water Pump	
Water Pump	DP1459	V6 4.0L GAS Naturally Aspirated (VIN E)		2005 Montego	
2010 Grand Marquis		Water Pump		V6 3.0L GAS Naturally Aspirated (VIN 1)	
V8 4.6L FLEX Naturally Aspirated (VIN V)		V8 4.6L GAS Naturally Aspirated (VIN 8)		Water Pump	
Water Pump	DP803	Water Pump		2005 Monterey	
V8 4.6L GAS Naturally Aspirated (VIN W)		2008 Sable		V6 4.2L GAS Naturally Aspirated (VIN 2)	
Water Pump	DP803	V6 3.5L GAS Naturally Aspirated (VIN W)		Water Pump	
2010 Mariner		Water Pump		2005 Mountaineer	
L4 2.3L ELECTRIC/GAS Naturally Aspirated (VIN H)		2007 Grand Marquis		V6 4.0L FLEX Naturally Aspirated (VIN K)	
Water Pump	DP1501	V8 4.6L FLEX Naturally Aspirated (VIN V)		Water Pump	
L4 2.5L GAS Naturally Aspirated (VIN 7)		Water Pump		V6 4.0L GAS Naturally Aspirated (VIN E)	
Water Pump	DP1501	V8 4.6L GAS Naturally Aspirated (VIN W)		Water Pump	
V6 3.0L FLEX Naturally Aspirated (VIN G)		Water Pump		V8 4.6L GAS Naturally Aspirated (VIN W)	
Water Pump	DP1459	2007 Mariner		Water Pump	
V6 3.0L GAS Naturally Aspirated (VIN G)		L4 2.3L ELECTRIC/GAS Naturally Aspirated (VIN H)		2005 Sable	
w/o Housing	DP1459	Water Pump		V6 3.0L FLEX Naturally Aspirated (VIN 2)	
2010 Milan		L4 2.3L GAS Naturally Aspirated (VIN Z)		Water Pump	
V6 3.0L FLEX Naturally Aspirated (VIN G)		V6 3.0L GAS Naturally Aspirated (VIN 1)		2004 Grand Marquis	
w/o Housing	DP1459	Water Pump		V8 4.6L GAS Naturally Aspirated (VIN W)	
Water Pump	DP1459	2007 Milan		Water Pump	
2010 Mountaineer		V6 3.0L GAS Naturally Aspirated (VIN 1)		2004 Marauder	
V6 4.0L GAS Naturally Aspirated (VIN E)		Water Pump		V8 4.6L GAS Naturally Aspirated (VIN V)	
Water Pump	DP973	2004 Montego		Water Pump	
V8 4.6L GAS Naturally Aspirated (VIN 8)		V6 4.2L GAS Naturally Aspirated (VIN 2)		Water Pump	
Water Pump	DP814 ^{27,28}	Water Pump		DP979	

Mercury	
2004 Mountaineer	
V6 4.0L FLEX Naturally Aspirated (VIN K)	
Water Pump	DP973
V6 4.0L GAS Naturally Aspirated (VIN E)	
Water Pump	DP973
V8 4.6L GAS Naturally Aspirated (VIN W)	
Water Pump	DP814 ^{27,28}
2004 Sable	
V6 3.0L FLEX Naturally Aspirated (VIN 2)	
Water Pump	DP964
V6 3.0L GAS Naturally Aspirated (VIN U)	
Water Pump	DP964
2003 Grand Marquis	
V8 4.6L GAS Naturally Aspirated (VIN W)	
Water Pump	DP803
2003 Marauder	
V8 4.6L GAS Naturally Aspirated	
Water Pump	DP803
2003 Mountaineer	
V6 4.0L FLEX Naturally Aspirated (VIN K)	
Water Pump	DP973
V8 4.6L GAS Naturally Aspirated (VIN W)	
Water Pump	DP814 ^{27,28}
2003 Sable	
V6 3.0L FLEX Naturally Aspirated (VIN 2)	
Water Pump	DP964
V6 3.0L GAS Naturally Aspirated (VIN U)	
Water Pump	DP964
2002 Cougar	
L4 2.0L GAS Naturally Aspirated (VIN 3)	
Water Pump	DP902 ⁹
2002 Grand Marquis	
V8 4.6L GAS Naturally Aspirated (VIN W)	
Water Pump	DP993
2002 Mountaineer	
V6 4.0L FLEX Naturally Aspirated (VIN K)	
Water Pump	DP973
V6 4.0L GAS Naturally Aspirated (VIN E)	
Water Pump	DP973
V8 4.6L GAS Naturally Aspirated (VIN W)	
Water Pump	DP814 ^{27,28}
2002 Sable	
V6 3.0L FLEX Naturally Aspirated (VIN 2)	
Water Pump	DP964
V6 3.0L GAS Naturally Aspirated (VIN U)	
Water Pump	DP964
2002 Villager	
V6 3.3L GAS Naturally Aspirated (VIN T)	
Water Pump	DP915 ⁹
2001 Cougar	
L4 2.0L GAS Naturally Aspirated (VIN 3)	
Water Pump	DP902 ⁹
V6 2.5L GAS Naturally Aspirated (VIN G)	
Water Pump	DP297
V6 2.5L GAS Naturally Aspirated (VIN L)	
Water Pump	DP297
2001 Grand Marquis	
V8 4.6L GAS Naturally Aspirated (VIN W)	
Water Pump	DP993
2001 Mountaineer	
V6 4.0L GAS Naturally Aspirated (VIN E)	
Water Pump	DP973
V8 5.0L GAS Naturally Aspirated (VIN P)	
Water Pump	DP1006 ^{27,28}
2001 Sable	
V6 3.0L FLEX Naturally Aspirated (VIN 2)	
Water Pump	DP964
V6 3.0L GAS Naturally Aspirated (VIN U)	
Water Pump	DP964

Mercury	
2001 Villager	
V6 3.3L GAS Naturally Aspirated (VIN T)	
Water Pump	DP915 ⁹
2000 Cougar	
L4 2.0L GAS Naturally Aspirated (VIN 3)	
Water Pump	DP902 ⁹
V6 2.5L GAS Naturally Aspirated (VIN L)	
Water Pump	DP297
2000 Grand Marquis	
V8 4.6L GAS Naturally Aspirated (VIN W)	
Water Pump	DP993
2000 Mountaineer	
V6 4.0L GAS Naturally Aspirated (VIN E)	
Water Pump	DP973
V8 5.0L GAS Naturally Aspirated (VIN P)	
Water Pump	DP1006 ^{27,28}
2000 Mystique	
L4 2.0L GAS Naturally Aspirated (VIN 3)	
Water Pump	DP902 ⁹
V6 2.5L GAS Naturally Aspirated (VIN L)	
Water Pump	DP297
2000 Villager	
V6 3.3L GAS Naturally Aspirated (VIN T)	
Water Pump	DP915 ⁹
1999 Cougar	
L4 2.0L GAS Naturally Aspirated (VIN 3)	
Water Pump	DP902 ⁹
V6 2.5L GAS Naturally Aspirated (VIN L)	
Water Pump	DP297
1999 Grand Marquis	
V8 4.6L GAS Naturally Aspirated (VIN W)	
Water Pump	DP993
1999 Mountaineer	
V6 4.0L GAS Naturally Aspirated (VIN E)	
Water Pump	DP973
V8 5.0L GAS Naturally Aspirated (VIN P)	
Water Pump	DP1006 ^{27,28}
1999 Mystique	
L4 2.0L GAS Naturally Aspirated (VIN 3)	
Water Pump	DP902 ⁹
V6 2.5L GAS Naturally Aspirated (VIN L)	
Water Pump	DP297
1999 Tracer	
L4 2.0L GAS Naturally Aspirated (VIN P)	
Water Pump	DP907 ^{11,9}
1999 Villager	
V6 3.3L GAS Naturally Aspirated	
Water Pump	DP915 ⁹
1998 Grand Marquis	
V8 4.6L GAS Naturally Aspirated (VIN W)	
Water Pump	DP993
1998 Mountaineer	
V6 4.0L GAS Naturally Aspirated (VIN E)	
Water Pump	DP973
V8 5.0L GAS Naturally Aspirated (VIN P)	
Water Pump	DP1006 ^{27,28}
1998 Mystique	
L4 2.0L GAS Naturally Aspirated (VIN 3)	
Water Pump	DP902 ⁹
V6 2.5L GAS Naturally Aspirated (VIN L)	
Water Pump	DP297
1998 Tracer	
L4 2.0L GAS Naturally Aspirated (VIN P)	
Water Pump	DP907 ^{11,9}
1998 Villager	
V6 3.0L GAS Naturally Aspirated (VIN 1)	
Water Pump	DP914 ⁹

Mercury	
1997 Cougar	
V6 3.8L GAS Naturally Aspirated (VIN 4)	
Water Pump	DP1314
V8 4.6L GAS Naturally Aspirated (VIN W)	
Water Pump	DP993
1997 Grand Marquis	
V8 4.6L GAS Naturally Aspirated (VIN W)	
Water Pump	DP984 ^{27,28}
1997 Mountaineer	
V8 5.0L GAS Naturally Aspirated (VIN P)	
Water Pump	DP1006 ^{27,28}
1997 Mystique	
V6 2.5L GAS Naturally Aspirated (VIN L)	
Water Pump	DP297
1997 Tracer	
L4 2.0L GAS Naturally Aspirated (VIN P)	
Water Pump	DP907 ^{11,9}
1997 Villager	
V6 3.0L GAS Naturally Aspirated (VIN 1)	
Water Pump	DP914 ⁹
1996 Cougar	
V6 3.8L GAS Naturally Aspirated (VIN 4)	
Water Pump	DP1314
V8 4.6L GAS Naturally Aspirated (VIN W)	
Water Pump	DP993
1996 Grand Marquis	
V8 4.6L GAS Naturally Aspirated (VIN 6)	
Water Pump	DP984 ^{27,28}
V8 4.6L GAS Naturally Aspirated (VIN W)	
Water Pump	DP984 ^{27,28}
1996 Mystique	
L4 2.0L GAS Naturally Aspirated (VIN 3)	
Water Pump	DP871
1996 Tracer	
L4 1.8L GAS Naturally Aspirated (VIN 8)	
Water Pump	DP827
L4 1.9L GAS Naturally Aspirated (VIN J)	
Water Pump	DP911 ¹¹
1996 Villager	
V6 3.0L GAS Naturally Aspirated (VIN W)	
Water Pump	DP914 ⁹
1995 Cougar	
V6 3.8L GAS Naturally Aspirated (VIN 4)	
Water Pump	DP853
V8 4.6L GAS Naturally Aspirated (VIN W)	
Water Pump	DP993
1995 Grand Marquis	
V8 4.6L GAS Naturally Aspirated (VIN W)	
Water Pump	DP984 ^{27,28}
1995 Mystique	
L4 2.0L GAS Naturally Aspirated (VIN 3)	
Water Pump	DP871 ⁹
1995 Sable	
V6 3.0L GAS Naturally Aspirated (VIN U)	
Water Pump	DP964
V6 3.8L GAS Naturally Aspirated (VIN 4)	
Water Pump	DP1023
1995 Tracer	
L4 1.8L GAS Naturally Aspirated (VIN 8)	
Water Pump	DP827
L4 1.9L GAS Naturally Aspirated (VIN J)	
Water Pump	DP911 ¹¹
1995 Villager	
V6 3.0L GAS Naturally Aspirated (VIN W)	
Water Pump	DP914 ⁹
1994 Capri	
L4 1.6L GAS Naturally Aspirated (VIN Z)	
Water Pump	DP827

Mercury		Mercury		Mercury	
1994 Capri		1992 Topaz		1989 Cougar	
L4 1.6L GAS Turbocharged (VIN 6)		L4 2.3L GAS Naturally Aspirated (VIN X)		V6 3.8L GAS Supercharged (VIN R)	
Water Pump	DP827	Water Pump	DP869	Water Pump	DP868
1994 Cougar		V6 3.0L GAS Naturally Aspirated (VIN U)		1989 Grand Marquis	
V6 3.8L GAS Naturally Aspirated (VIN 4)		Water Pump	DP1100	V8 5.0L GAS Naturally Aspirated (VIN F)	
Water Pump	DP853	1992 Tracer		Water Pump	DP852
V8 4.6L GAS Naturally Aspirated (VIN W)		L4 1.8L GAS Naturally Aspirated (VIN 8)		V8 5.8L GAS Naturally Aspirated (VIN G)	
Water Pump	DP993	Water Pump	DP827	Water Pump	DP1455
1994 Sable		L4 1.9L GAS Naturally Aspirated (VIN J)		1989 Sable	
V6 3.8L GAS Naturally Aspirated (VIN 4)		Water Pump	DP911 ¹¹	V6 3.0L GAS Naturally Aspirated (VIN U)	
Water Pump	DP1023	1991 Capri		Water Pump	DP802
1994 Topaz		L4 1.6L GAS Naturally Aspirated (VIN Z)		V6 3.8L GAS Naturally Aspirated (VIN 4)	
L4 2.3L GAS Naturally Aspirated (VIN X)		Water Pump	DP827	Water Pump	DP870
Water Pump	DP869	L4 1.6L GAS Turbocharged (VIN 6)		1989 Topaz	
V6 3.0L GAS Naturally Aspirated (VIN U)		Water Pump	DP827	L4 2.3L GAS Naturally Aspirated (VIN S)	
Water Pump	DP1100	1991 Colony Park		Water Pump	DP1045
1994 Tracer		V8 5.0L GAS Naturally Aspirated (VIN F)		L4 2.3L GAS Naturally Aspirated (VIN X)	
L4 1.8L GAS Naturally Aspirated (VIN 8)		Water Pump	DP852	Water Pump	DP1045
Water Pump	DP827	1991 Cougar		1989 Tracer	
1994 Villager		V6 3.8L GAS Naturally Aspirated (VIN 4)		L4 1.6L GAS Naturally Aspirated (VIN 5)	
V6 3.0L GAS Naturally Aspirated (VIN W)		Water Pump	DP868	Water Pump	DP1020
Water Pump	DP914 ⁹	V8 5.0L GAS Naturally Aspirated (VIN T)		1988 Cougar	
1993 Capri		Water Pump	DP1333 ^{27,28}	V6 3.8L GAS Naturally Aspirated (VIN 4)	
L4 1.6L GAS Naturally Aspirated (VIN Z)		1991 Grand Marquis		Water Pump	DP868
Water Pump	DP827	V8 5.0L GAS Naturally Aspirated (VIN F)		V8 5.0L GAS Naturally Aspirated (VIN F)	
L4 1.6L GAS Turbocharged (VIN 6)		Water Pump	DP852	Heavy Duty	DP10081 ²⁹
Water Pump	DP827	1991 Sable		Standard Duty	DP1008
1993 Cougar		V6 3.0L GAS Naturally Aspirated (VIN U)		1988 Grand Marquis	
V6 3.8L GAS Naturally Aspirated (VIN 4)		Water Pump	DP802	V8 5.8L GAS Naturally Aspirated (VIN G)	
Water Pump	DP868	V6 3.8L GAS Naturally Aspirated (VIN 4)		Water Pump	DP1455
V8 5.0L GAS Naturally Aspirated (VIN T)		Water Pump	DP870	1988 Sable	
Water Pump	DP1333 ^{27,28}	1991 Topaz		V6 3.0L GAS Naturally Aspirated (VIN U)	
1993 Grand Marquis		L4 2.3L GAS Naturally Aspirated (VIN S)		Water Pump	DP802
V8 4.6L GAS Naturally Aspirated (VIN W)		Water Pump	DP1045	V6 3.8L GAS Naturally Aspirated (VIN 4)	
Water Pump	DP984 ^{27,28}	L4 2.3L GAS Naturally Aspirated (VIN X)		Water Pump	DP870
1993 Sable		Water Pump	DP1045	1988 Topaz	
V6 3.0L GAS Naturally Aspirated (VIN U)		1991 Tracer		L4 2.3L GAS Naturally Aspirated (VIN S)	
Water Pump	DP802	L4 1.8L GAS Naturally Aspirated (VIN 8)		Water Pump	DP1045
V6 3.8L GAS Naturally Aspirated (VIN 4)		Water Pump	DP827	L4 2.3L GAS Naturally Aspirated (VIN X)	
Water Pump	DP870	1990 Colony Park		Water Pump	DP1045
1993 Topaz		V8 5.0L GAS Naturally Aspirated (VIN F)		1988 Tracer	
V6 3.0L GAS Naturally Aspirated (VIN U)		Water Pump	DP852	L4 1.6L GAS Naturally Aspirated (VIN 5)	
Water Pump	DP1100	1990 Cougar		Water Pump	DP1020
1993 Tracer		V6 3.8L GAS Naturally Aspirated (VIN 4)		1987 Colony Park	
L4 1.8L GAS Naturally Aspirated (VIN 8)		Water Pump	DP868	V8 5.0L GAS Naturally Aspirated (VIN F)	
Water Pump	DP827	V6 3.8L GAS Supercharged (VIN R)		Water Pump	DP1455
L4 1.9L GAS Naturally Aspirated (VIN J)		Water Pump	DP868	1987 Cougar	
Water Pump	DP911 ¹¹	1990 Grand Marquis		V6 3.8L GAS Naturally Aspirated (VIN 3)	
1993 Villager		V8 5.0L GAS Naturally Aspirated (VIN F)		Water Pump	DP1061
V6 3.0L GAS Naturally Aspirated (VIN W)		Water Pump	DP852	V6 3.8L GAS Naturally Aspirated (VIN 4)	
Water Pump	DP914 ⁹	1990 Sable		Water Pump	DP1061
1992 Capri		V6 3.0L GAS Naturally Aspirated (VIN U)		V8 5.0L GAS Naturally Aspirated (VIN F)	
L4 1.6L GAS Naturally Aspirated (VIN Z)		Water Pump	DP802	Heavy Duty	DP10081 ²⁹
Water Pump	DP827	V6 3.8L GAS Naturally Aspirated (VIN 4)		Standard Duty	DP1008
L4 1.6L GAS Turbocharged (VIN 6)		Water Pump	DP870	1987 Grand Marquis	
Water Pump	DP827	1990 Topaz		V8 5.0L GAS Naturally Aspirated (VIN F)	
1992 Cougar		L4 2.3L GAS Naturally Aspirated (VIN S)		Water Pump	DP1455
V6 3.8L GAS Naturally Aspirated (VIN 4)		Water Pump	DP1045	V8 5.8L GAS Naturally Aspirated (VIN G)	
Water Pump	DP868	L4 2.3L GAS Naturally Aspirated (VIN X)		Water Pump	DP1455
V8 5.0L GAS Naturally Aspirated (VIN T)		Water Pump	DP1045	1987 Lynx	
Water Pump	DP1333 ^{27,28}	1990 Tracer		L4 1.9L GAS Naturally Aspirated (VIN 9)	
1992 Grand Marquis		L4 1.6L GAS Naturally Aspirated (VIN 5)		Water Pump	DP937 ¹¹
V8 4.6L GAS Naturally Aspirated (VIN W)		Water Pump	DP1020	L4 1.9L GAS Naturally Aspirated (VIN J)	
Water Pump	DP984 ^{27,28}	1989 Colony Park		Water Pump	DP937 ¹¹
1992 Sable		V8 5.0L GAS Naturally Aspirated (VIN F)		1987 Sable	
V6 3.0L GAS Naturally Aspirated (VIN U)		Water Pump	DP852	V6 3.0L GAS Naturally Aspirated (VIN U)	
Water Pump	DP802	1989 Cougar		Water Pump	DP802
V6 3.8L GAS Naturally Aspirated (VIN 4)		V6 3.8L GAS Naturally Aspirated (VIN 4)			
Water Pump	DP870	Water Pump	DP868		

Mercury		Mercury		Mercury	
1987 Topaz		1985 Cougar		1983 Capri	
L4 2.3L GAS Naturally Aspirated (VIN R)		V8 5.0L GAS Naturally Aspirated (VIN F)		L4 2.3L GAS Naturally Aspirated (VIN A)	
Water Pump	DP1045	Water Pump	DP1455	Water Pump	DP1312 ⁹
L4 2.3L GAS Naturally Aspirated (VIN S)		1985 Grand Marquis		L4 2.3L GAS Turbocharged (VIN W)	
Water Pump	DP1045	V8 5.8L GAS Naturally Aspirated (VIN G)		Water Pump	DP1312 ⁹
L4 2.3L GAS Naturally Aspirated (VIN X)		Water Pump	DP1455	V6 3.8L GAS Naturally Aspirated (VIN 3)	
Water Pump	DP1045	1985 Lynx		Water Pump	DP1061
1987 Tracer		L4 1.6L GAS Naturally Aspirated (VIN 2)		V8 5.0L GAS Naturally Aspirated (VIN F)	
L4 1.6L GAS Naturally Aspirated (VIN 7)		Water Pump	DP937 ^{11,9}	Water Pump	DP1462
Water Pump	DP1020	L4 1.6L GAS Naturally Aspirated (VIN 4)		1983 Cougar	
1986 Capri		Water Pump	DP937 ^{11,9}	V6 3.8L GAS Naturally Aspirated (VIN 3)	
L4 2.3L GAS Naturally Aspirated (VIN A)		L4 1.9L GAS Naturally Aspirated (VIN 9)		Water Pump	DP1061
Water Pump	DP1312 ⁹	Water Pump	DP937 ¹¹	V8 5.0L GAS Naturally Aspirated (VIN F)	
V6 3.8L GAS Naturally Aspirated (VIN 3)		1985 Marquis		Water Pump	DP852
Water Pump	DP1061	L4 2.3L GAS Naturally Aspirated (VIN A)		1983 Grand Marquis	
V8 5.0L GAS Naturally Aspirated (VIN M)		Water Pump	DP1312 ⁹	V8 5.8L GAS Naturally Aspirated (VIN G)	
Heavy Duty	DP10081 ²⁹	V6 3.8L GAS Naturally Aspirated (VIN 3)		Water Pump	DP852
Standard Duty	DP1008	Water Pump	DP1061	1983 LN7	
1986 Cougar		1985 Topaz		L4 1.6L GAS Naturally Aspirated (VIN 4)	
L4 2.3L GAS Turbocharged (VIN W)		L4 2.3L GAS Naturally Aspirated (VIN R)		Water Pump	DP937 ^{11,9}
Water Pump	DP1312 ⁹	Water Pump	DP1045	L4 1.6L GAS Naturally Aspirated (VIN 5)	
V6 3.8L GAS Naturally Aspirated (VIN 3)		L4 2.3L GAS Naturally Aspirated (VIN S)		Water Pump	DP937 ^{11,9}
Water Pump	DP1061	Water Pump	DP1045	1983 Lynx	
V8 5.0L GAS Naturally Aspirated (VIN F)		L4 2.3L GAS Naturally Aspirated (VIN X)		L4 1.6L GAS Naturally Aspirated (VIN 2)	
Heavy Duty	DP10081 ²⁹	Water Pump	DP1045	Water Pump	DP937 ^{11,9}
Standard Duty	DP1008	1984 Capri		L4 1.6L GAS Naturally Aspirated (VIN 4)	
1986 Grand Marquis		L4 2.3L GAS Naturally Aspirated (VIN A)		Water Pump	DP937 ^{11,9}
V8 5.0L GAS Naturally Aspirated (VIN F)		Water Pump	DP1312 ⁹	L4 1.6L GAS Naturally Aspirated (VIN 5)	
Water Pump	DP1455	L4 2.3L GAS Turbocharged (VIN W)		Water Pump	DP937 ^{11,9}
V8 5.8L GAS Naturally Aspirated (VIN G)		Water Pump	DP1312 ⁹	1983 Marquis	
Water Pump	DP1455	V6 3.8L GAS Naturally Aspirated (VIN 3)		L4 2.3L GAS Naturally Aspirated (VIN A)	
1986 Lynx		Water Pump	DP1061	Water Pump	DP1312
L4 1.9L GAS Naturally Aspirated (VIN 9)		V8 5.0L GAS Naturally Aspirated (VIN F)		L4 2.3L LPG Naturally Aspirated (VIN 6)	
Water Pump	DP937 ¹¹	Water Pump	DP1462	Water Pump	DP1312
L4 1.9L GAS Naturally Aspirated (VIN J)		V8 5.0L GAS Naturally Aspirated (VIN M)		L6 3.3L GAS Naturally Aspirated (VIN X)	
Water Pump	DP937 ¹¹	Water Pump	DP1462	Water Pump	DP1070
1986 Marquis		1984 Cougar		V6 3.8L GAS Naturally Aspirated (VIN 3)	
L4 2.3L GAS Naturally Aspirated (VIN A)		L4 2.3L GAS Turbocharged (VIN W)		Water Pump	DP1061
Water Pump	DP1312 ⁹	Water Pump	DP1312 ⁹	1983 Zephyr	
V6 3.8L GAS Naturally Aspirated (VIN 3)		V6 3.8L GAS Naturally Aspirated (VIN 3)		L4 2.3L GAS Naturally Aspirated (VIN A)	
Water Pump	DP1061	Water Pump	DP1061	Water Pump	DP1312
1986 Sable		V8 5.0L GAS Naturally Aspirated (VIN F)		L6 3.3L GAS Naturally Aspirated (VIN X)	
L4 2.5L GAS Naturally Aspirated (VIN D)		Water Pump	DP852	Water Pump	DP1070
Water Pump	DP869	1984 Grand Marquis		1982 Capri	
V6 3.0L GAS Naturally Aspirated (VIN U)		V8 5.8L GAS Naturally Aspirated (VIN G)		L4 2.3L GAS Naturally Aspirated (VIN A)	
Water Pump	DP802	Water Pump	DP852	Water Pump	DP832 ⁹
1986 Topaz		1984 Lynx		L4 2.3L GAS Naturally Aspirated (VIN T)	
L4 2.3L GAS Naturally Aspirated (VIN R)		L4 1.6L GAS Naturally Aspirated (VIN 2)		Water Pump	DP832
Water Pump	DP1045	Water Pump	DP937 ^{11,9}	L4 2.3L GAS Turbocharged (VIN T)	
L4 2.3L GAS Naturally Aspirated (VIN S)		L4 1.6L GAS Naturally Aspirated (VIN 4)		Water Pump	DP832
Water Pump	DP1045	Water Pump	DP937 ^{11,9}	L6 3.3L GAS Naturally Aspirated (VIN B)	
L4 2.3L GAS Naturally Aspirated (VIN X)		L4 1.6L GAS Naturally Aspirated (VIN 5)		Water Pump	DP1070
Water Pump	DP1045	Water Pump	DP937 ^{11,9}	V8 4.2L GAS Naturally Aspirated (VIN D)	
1985 Capri		L4 1.6L GAS Turbocharged (VIN 8)		Water Pump	DP1462
L4 2.3L GAS Naturally Aspirated (VIN A)		Water Pump	DP937 ^{11,9}	V8 5.0L GAS Naturally Aspirated (VIN F)	
Water Pump	DP1312 ⁹	1984 Marquis		Water Pump	DP1462
V6 3.8L GAS Naturally Aspirated (VIN 3)		L4 2.3L GAS Naturally Aspirated (VIN A)		1982 Cougar	
Water Pump	DP1061	Water Pump	DP1312 ⁹	L4 2.3L LPG Naturally Aspirated (VIN 6)	
V8 5.0L GAS Naturally Aspirated (VIN F)		L4 2.3L LPG Naturally Aspirated (VIN 6)		Water Pump	DP832
Water Pump	DP1462	Water Pump	DP1312 ⁹	L6 3.3L GAS Naturally Aspirated (VIN B)	
V8 5.0L GAS Naturally Aspirated (VIN M)		V6 3.8L GAS Naturally Aspirated (VIN 3)		Water Pump	DP1070
Water Pump	DP1499	Water Pump	DP1061	V6 3.8L GAS Naturally Aspirated (VIN 3)	
1985 Cougar		V6 3.8L GAS Naturally Aspirated (VIN C)		Water Pump	DP1061
L4 2.3L GAS Turbocharged (VIN W)		Water Pump	DP1061	V8 4.2L GAS Naturally Aspirated (VIN D)	
Water Pump	DP1312 ⁹	1984 Topaz		Water Pump	DP852
V6 3.8L GAS Naturally Aspirated (VIN 3)		L4 2.3L GAS Naturally Aspirated (VIN R)		1982 LN7	
Water Pump	DP1061	Water Pump	DP1045	L4 1.6L GAS Naturally Aspirated (VIN 2)	
				Water Pump	DP937 ^{11,9}

Mercury	Mercury	Mercury
1982 LN7	1980 Zephyr	1977 Comet
L4 1.6L GAS Naturally Aspirated (VIN 4)	L4 2.3L GAS Naturally Aspirated (VIN A)	L6 3.3L GAS Naturally Aspirated (VIN T)
Water Pump DP937 ^{11,9}	Water Pump DP832	Water Pump DP1070
1982 Lynx	L6 3.3L GAS Naturally Aspirated (VIN B)	V8 5.0L GAS Naturally Aspirated (VIN F)
L4 1.6L GAS Naturally Aspirated (VIN 2)	Water Pump DP1070	Water Pump DP991
Water Pump DP937 ^{11,9}	V8 4.2L GAS Naturally Aspirated (VIN D)	1977 Cougar
L4 1.6L GAS Naturally Aspirated (VIN 4)	Water Pump DP991	V8 5.0L GAS Naturally Aspirated (VIN F)
Water Pump DP937 ^{11,9}	1979 Bobcat	Water Pump DP991
1982 Zephyr	L4 2.3L GAS Naturally Aspirated (VIN Y)	V8 6.6L GAS Naturally Aspirated (VIN S)
L4 2.3L GAS Naturally Aspirated (VIN A)	Water Pump DP832	Water Pump DP815
Water Pump DP832	1979 Capri	1977 Grand Marquis
L6 3.3L GAS Naturally Aspirated (VIN B)	L4 2.3L GAS Naturally Aspirated (VIN Y)	V8 6.6L GAS Naturally Aspirated (VIN S)
Water Pump DP1070	Water Pump DP832 ⁹	Water Pump DP815
V8 4.2L GAS Naturally Aspirated (VIN D)	L4 2.3L GAS Turbocharged (VIN W)	V8 7.5L GAS Naturally Aspirated (VIN A)
Water Pump DP991	Water Pump DP832 ⁹	Water Pump DP811
1981 Capri	L6 3.3L GAS Naturally Aspirated (VIN T)	1977 Marquis
L4 2.3L GAS Naturally Aspirated (VIN A)	Water Pump DP1070	V8 6.6L GAS Naturally Aspirated (VIN S)
Water Pump DP832 ⁹	V8 5.0L GAS Naturally Aspirated (VIN F)	Water Pump DP815
L4 2.3L GAS Turbocharged (VIN W)	Water Pump DP1462	V8 7.5L GAS Naturally Aspirated (VIN A)
Water Pump DP832 ⁹	1979 Cougar	Water Pump DP811
L6 3.3L GAS Naturally Aspirated (VIN B)	V8 5.0L GAS Naturally Aspirated (VIN F)	1977 Monarch
Water Pump DP1070	Water Pump DP991	L6 3.3L GAS Naturally Aspirated (VIN T)
V8 4.2L GAS Naturally Aspirated (VIN D)	1979 Monarch	Water Pump DP1070
Water Pump DP1462	V8 5.0L GAS Naturally Aspirated (VIN F)	V8 5.0L GAS Naturally Aspirated (VIN F)
1981 Cougar	Water Pump DP991	Water Pump DP991
L4 2.3L GAS Naturally Aspirated (VIN A)	1979 Zephyr	V8 5.8L GAS Naturally Aspirated (VIN H)
Water Pump DP832 ⁹	L4 2.3L GAS Naturally Aspirated (VIN Y)	Water Pump DP991
L6 3.3L GAS Naturally Aspirated (VIN B)	Water Pump DP832	1976 Bobcat
Water Pump DP1070	L6 3.3L GAS Naturally Aspirated (VIN T)	L4 2.3L GAS Naturally Aspirated (VIN Y)
V8 4.2L GAS Naturally Aspirated (VIN D)	Water Pump DP1070	Water Pump DP832
Water Pump DP852	V8 5.0L GAS Naturally Aspirated (VIN F)	1976 Capri
V8 5.0L GAS Naturally Aspirated (VIN F)	Water Pump DP991	L4 2.3L GAS Naturally Aspirated (VIN Y)
Water Pump DP852	1978 Bobcat	Water Pump DP832
1981 Lynx	L4 2.3L GAS Naturally Aspirated (VIN Y)	1976 Comet
L4 1.6L GAS Naturally Aspirated (VIN 2)	Water Pump DP832	L6 3.3L GAS Naturally Aspirated (VIN T)
Water Pump DP937 ^{11,9}	1978 Cougar	Water Pump DP1070
1981 Zephyr	V8 5.0L GAS Naturally Aspirated (VIN F)	V8 5.0L GAS Naturally Aspirated (VIN F)
L4 2.3L GAS Naturally Aspirated (VIN A)	Water Pump DP991	Water Pump DP991
Water Pump DP832	V8 6.6L GAS Naturally Aspirated (VIN S)	1976 Cougar
L6 3.3L GAS Naturally Aspirated (VIN B)	Water Pump DP815	V8 6.6L GAS Naturally Aspirated (VIN S)
Water Pump DP1070	1978 Grand Marquis	Water Pump DP815
V8 4.2L GAS Naturally Aspirated (VIN D)	V8 6.6L GAS Naturally Aspirated (VIN S)	V8 7.5L GAS Naturally Aspirated (VIN A)
Water Pump DP991	Water Pump DP815	Water Pump DP811
1980 Bobcat	V8 7.5L GAS Naturally Aspirated (VIN A)	1976 Grand Marquis
L4 2.3L GAS Naturally Aspirated (VIN A)	Water Pump DP811	V8 6.6L GAS Naturally Aspirated (VIN S)
Water Pump DP832	1978 Marquis	Water Pump DP815
1980 Capri	V8 6.6L GAS Naturally Aspirated (VIN S)	V8 7.5L GAS Naturally Aspirated (VIN A)
L4 2.3L GAS Naturally Aspirated (VIN A)	Water Pump DP815	Water Pump DP811
Water Pump DP832 ⁹	V8 7.5L GAS Naturally Aspirated (VIN A)	1976 Marquis
L4 2.3L GAS Turbocharged (VIN W)	Water Pump DP811	V8 6.6L GAS Naturally Aspirated (VIN S)
Water Pump DP832 ⁹	V8 7.5L GAS Naturally Aspirated (VIN C)	Water Pump DP815
L6 3.3L GAS Naturally Aspirated (VIN B)	Water Pump DP811	V8 7.5L GAS Naturally Aspirated (VIN A)
Water Pump DP1070	1978 Monarch	Water Pump DP811
V8 4.2L GAS Naturally Aspirated (VIN D)	V8 5.0L GAS Naturally Aspirated (VIN F)	V8 7.5L GAS Naturally Aspirated (VIN C)
Water Pump DP1462	Water Pump DP991	Water Pump DP811
1980 Cougar	1978 Zephyr	1976 Monarch
L6 3.3L GAS Naturally Aspirated (VIN B)	L4 2.3L GAS Naturally Aspirated (VIN Y)	L6 3.3L GAS Naturally Aspirated (VIN T)
Water Pump DP1070	Water Pump DP832	Water Pump DP1070
V8 4.2L GAS Naturally Aspirated (VIN D)	L6 3.3L GAS Naturally Aspirated (VIN T)	V8 5.0L GAS Naturally Aspirated (VIN F)
Water Pump DP852	Water Pump DP1070	Water Pump DP991
V8 5.0L GAS Naturally Aspirated (VIN F)	V8 5.0L GAS Naturally Aspirated (VIN F)	V8 5.8L GAS Naturally Aspirated (VIN H)
Water Pump DP852	Water Pump DP991	Water Pump DP991
1980 Monarch	1977 Bobcat	1976 Montego
V8 4.2L GAS Naturally Aspirated (VIN D)	L4 2.3L GAS Naturally Aspirated (VIN Y)	V8 6.6L GAS Naturally Aspirated (VIN S)
Water Pump DP991	Water Pump DP832	Water Pump DP815
V8 5.0L GAS Naturally Aspirated (VIN F)	1977 Capri	V8 7.5L GAS Naturally Aspirated (VIN A)
Water Pump DP991	L4 2.3L GAS Naturally Aspirated (VIN Y)	Water Pump DP811
	Water Pump DP832	

Mercury	Mercury	Mercury
1975 Bobcat	1974 Montego	1972 Colony Park
L4 2.3L GAS Naturally Aspirated (VIN Y)	V8 7.5L GAS Naturally Aspirated (VIN C)	V8 7.0L GAS Naturally Aspirated (VIN P)
Water Pump DP832	Water Pump DP811	Water Pump DP811
1975 Comet	1974 Monterey	V8 7.5L GAS Naturally Aspirated (VIN A)
V8 5.0L GAS Naturally Aspirated (VIN F)	V8 5.8L GAS Naturally Aspirated (VIN H)	Water Pump DP811
Water Pump DP991	Water Pump DP815	1972 Comet
1975 Cougar	V8 6.6L GAS Naturally Aspirated (VIN S)	L6 2.8L GAS Naturally Aspirated (VIN U)
V8 6.6L GAS Naturally Aspirated (VIN S)	Water Pump DP815	Water Pump DP865
Water Pump DP815	V8 7.5L GAS Naturally Aspirated (VIN A)	L6 3.3L GAS Naturally Aspirated (VIN T)
V8 7.5L GAS Naturally Aspirated (VIN A)	Water Pump DP811	Water Pump DP865
Water Pump DP811	V8 7.5L GAS Naturally Aspirated (VIN C)	V8 5.0L GAS Naturally Aspirated (VIN F)
1975 Grand Marquis	Water Pump DP811	Water Pump DP991
V8 6.6L GAS Naturally Aspirated (VIN S)	1973 Colony Park	1972 Marquis
Water Pump DP815	V8 6.6L GAS Naturally Aspirated (VIN S)	V8 6.6L GAS Naturally Aspirated (VIN S)
V8 7.5L GAS Naturally Aspirated (VIN A)	Water Pump DP815	Water Pump DP815
Water Pump DP811	V8 7.0L GAS Naturally Aspirated (VIN N)	V8 7.0L GAS Naturally Aspirated (VIN N)
1975 Marquis	Water Pump DP811	Water Pump DP811
V8 6.6L GAS Naturally Aspirated (VIN S)	V8 7.5L GAS Naturally Aspirated (VIN A)	V8 7.0L GAS Naturally Aspirated (VIN P)
Water Pump DP815	Water Pump DP811	Water Pump DP811
V8 7.5L GAS Naturally Aspirated (VIN A)	V8 7.5L GAS Naturally Aspirated (VIN C)	V8 7.5L GAS Naturally Aspirated (VIN A)
Water Pump DP811	Water Pump DP811	Water Pump DP811
1975 Monarch	1973 Comet	1972 Montego
V8 5.0L GAS Naturally Aspirated (VIN F)	L6 3.3L GAS Naturally Aspirated (VIN T)	V8 5.0L GAS Naturally Aspirated (VIN F)
Water Pump DP991	Water Pump DP865	Water Pump DP991
V8 5.8L GAS Naturally Aspirated (VIN H)	V8 5.0L GAS Naturally Aspirated (VIN F)	V8 6.6L GAS Naturally Aspirated (VIN S)
Water Pump DP991	Water Pump DP991	Water Pump DP815
1975 Montego	1973 Cougar	V8 7.0L GAS Naturally Aspirated (VIN N)
V8 6.6L GAS Naturally Aspirated (VIN S)	V8 6.6L GAS Naturally Aspirated (VIN S)	Water Pump DP811
Water Pump DP815	Water Pump DP815	1972 Monterey
V8 7.5L GAS Naturally Aspirated (VIN A)	V8 7.5L GAS Naturally Aspirated (VIN A)	V8 6.6L GAS Naturally Aspirated (VIN S)
Water Pump DP811	Water Pump DP811	Water Pump DP815
1974 Colony Park	V8 7.5L GAS Naturally Aspirated (VIN C)	V8 7.0L GAS Naturally Aspirated (VIN N)
V8 5.8L GAS Naturally Aspirated (VIN H)	Water Pump DP811	Water Pump DP811
Water Pump DP815	1973 Marquis	V8 7.0L GAS Naturally Aspirated (VIN P)
V8 6.6L GAS Naturally Aspirated (VIN S)	V8 6.6L GAS Naturally Aspirated (VIN S)	Water Pump DP811
Water Pump DP815	Water Pump DP815	V8 7.5L GAS Naturally Aspirated (VIN A)
V8 7.5L GAS Naturally Aspirated (VIN A)	V8 7.0L GAS Naturally Aspirated (VIN N)	Water Pump DP811
Water Pump DP811	Water Pump DP811	1971 Colony Park
V8 7.5L GAS Naturally Aspirated (VIN C)	V8 7.5L GAS Naturally Aspirated (VIN A)	V8 6.4L GAS Naturally Aspirated (VIN Y)
Water Pump DP811	Water Pump DP811	Water Pump DP822
1974 Comet	V8 7.5L GAS Naturally Aspirated (VIN C)	V8 6.6L GAS Naturally Aspirated (VIN S)
L6 3.3L GAS Naturally Aspirated (VIN T)	Water Pump DP811	Water Pump DP815
Water Pump DP865	1973 Montego	V8 7.0L GAS Naturally Aspirated (VIN K)
V8 5.0L GAS Naturally Aspirated (VIN F)	V8 5.0L GAS Naturally Aspirated (VIN F)	Water Pump DP811
Water Pump DP991	Water Pump DP991	V8 7.0L GAS Naturally Aspirated (VIN N)
1974 Cougar	V8 6.6L GAS Naturally Aspirated (VIN S)	Water Pump DP811
V8 6.6L GAS Naturally Aspirated (VIN S)	Water Pump DP815	V8 7.0L GAS Naturally Aspirated (VIN P)
Water Pump DP815	V8 7.0L GAS Naturally Aspirated (VIN N)	Water Pump DP811
V8 7.5L GAS Naturally Aspirated (VIN A)	Water Pump DP811	1971 Comet
Water Pump DP811	V8 7.5L GAS Naturally Aspirated (VIN A)	L6 2.8L GAS Naturally Aspirated (VIN U)
V8 7.5L GAS Naturally Aspirated (VIN C)	Water Pump DP811	Water Pump DP865
Water Pump DP811	V8 7.5L GAS Naturally Aspirated (VIN C)	L6 3.3L GAS Naturally Aspirated (VIN T)
1974 Marquis	Water Pump DP811	Water Pump DP865
V8 5.8L GAS Naturally Aspirated (VIN H)	1973 Monterey	V8 5.0L GAS Naturally Aspirated (VIN F)
Water Pump DP815	V8 6.6L GAS Naturally Aspirated (VIN S)	Water Pump DP991
V8 6.6L GAS Naturally Aspirated (VIN S)	Water Pump DP815	1971 Cougar
Water Pump DP815	V8 7.0L GAS Naturally Aspirated (VIN N)	V8 7.0L GAS Naturally Aspirated (VIN C)
V8 7.5L GAS Naturally Aspirated (VIN A)	Water Pump DP811	Water Pump DP811
Water Pump DP811	V8 7.5L GAS Naturally Aspirated (VIN A)	V8 7.0L GAS Naturally Aspirated (VIN J)
V8 7.5L GAS Naturally Aspirated (VIN C)	Water Pump DP811	Water Pump DP811
Water Pump DP811	V8 7.5L GAS Naturally Aspirated (VIN C)	1971 Cyclone
1974 Montego	Water Pump DP811	V8 5.0L GAS Naturally Aspirated (VIN F)
V8 5.0L GAS Naturally Aspirated (VIN F)	1972 Colony Park	Water Pump DP991
Water Pump DP991	V8 6.6L GAS Naturally Aspirated (VIN S)	V8 6.6L GAS Naturally Aspirated (VIN S)
V8 6.6L GAS Naturally Aspirated (VIN S)	Water Pump DP815	Water Pump DP815
Water Pump DP815	V8 7.0L GAS Naturally Aspirated (VIN N)	V8 7.0L GAS Naturally Aspirated (VIN C)
V8 7.5L GAS Naturally Aspirated (VIN A)	Water Pump DP811	Water Pump DP811
Water Pump DP811	V8 7.5L GAS Naturally Aspirated (VIN C)	Water Pump DP811
V8 7.5L GAS Naturally Aspirated (VIN A)	Water Pump DP811	
Water Pump DP811		

Mercury		Mercury		Mercury	
1971 Cyclone		1970 Montego		1969 Cougar	
V8 7.0L GAS Naturally Aspirated (VIN J)		V8 5.0L GAS Naturally Aspirated (VIN F)		V8 6.4L GAS Naturally Aspirated (VIN S)	
Water Pump	DP811	Water Pump	DP991	Water Pump	DP822
V8 7.0L GAS Naturally Aspirated (VIN N)		V8 7.0L GAS Naturally Aspirated (VIN C)		V8 6.4L GAS Naturally Aspirated (VIN X)	
Water Pump	DP811	Water Pump	DP811	Water Pump	DP822
1971 Marquis		V8 7.0L GAS Naturally Aspirated (VIN J)		V8 7.0L GAS Naturally Aspirated (VIN P)	
V8 6.6L GAS Naturally Aspirated (VIN S)		Water Pump	DP811	Water Pump	DP822
Water Pump	DP815	V8 7.0L GAS Naturally Aspirated (VIN N)		V8 7.0L GAS Naturally Aspirated (VIN Q)	
V8 7.0L GAS Naturally Aspirated (VIN K)		Water Pump	DP811	Water Pump	DP822
Water Pump	DP811	1970 Monterey		V8 7.0L GAS Naturally Aspirated (VIN R)	
V8 7.0L GAS Naturally Aspirated (VIN N)		V8 6.4L GAS Naturally Aspirated (VIN X)		Water Pump	DP822
Water Pump	DP811	Water Pump	DP822	V8 7.0L GAS Naturally Aspirated (VIN Z)	
V8 7.0L GAS Naturally Aspirated (VIN P)		V8 6.4L GAS Naturally Aspirated (VIN Y)		Water Pump	DP822
Water Pump	DP811	Water Pump	DP822	1969 Cyclone	
1971 Montego		1969 Colony Park		V8 5.0L GAS Naturally Aspirated (VIN F)	
V8 5.0L GAS Naturally Aspirated (VIN F)		V8 6.4L GAS Naturally Aspirated (VIN S)		Heavy Duty	DP8101 ²⁹
Water Pump	DP991	Water Pump	DP822	Standard Duty	DP810
V8 7.0L GAS Naturally Aspirated (VIN C)		V8 6.4L GAS Naturally Aspirated (VIN X)		V8 5.8L GAS Naturally Aspirated (VIN H)	
Water Pump	DP811	Water Pump	DP822	Heavy Duty	DP8101 ²⁹
V8 7.0L GAS Naturally Aspirated (VIN J)		V8 6.4L GAS Naturally Aspirated (VIN Y)		Standard Duty	DP810
Water Pump	DP811	Water Pump	DP822	V8 5.8L GAS Naturally Aspirated (VIN M)	
V8 7.0L GAS Naturally Aspirated (VIN N)		V8 7.0L GAS Naturally Aspirated (VIN K)		Heavy Duty	DP8101 ²⁹
Water Pump	DP811	Water Pump	DP822	Standard Duty	DP810
1971 Monterey		V8 7.0L GAS Naturally Aspirated (VIN N)		V8 6.4L GAS Naturally Aspirated (VIN S)	
V8 6.6L GAS Naturally Aspirated (VIN S)		Water Pump	DP822	Water Pump	DP822
Water Pump	DP815	V8 7.0L GAS Naturally Aspirated (VIN P)		V8 6.4L GAS Naturally Aspirated (VIN Y)	
V8 7.0L GAS Naturally Aspirated (VIN K)		Water Pump	DP822	Water Pump	DP822
Water Pump	DP811	V8 7.0L GAS Naturally Aspirated (VIN Q)		V8 6.4L GAS Naturally Aspirated (VIN Y)	
V8 7.0L GAS Naturally Aspirated (VIN N)		Water Pump	DP822	V8 6.4L GAS Naturally Aspirated (VIN Y)	
Water Pump	DP811	1969 Comet		V8 6.4L GAS Naturally Aspirated (VIN Y)	
V8 7.0L GAS Naturally Aspirated (VIN P)		V8 5.0L GAS Naturally Aspirated (VIN F)		Water Pump	DP822
Water Pump	DP811	Heavy Duty	DP8101 ²⁹	V8 7.0L GAS Naturally Aspirated (VIN K)	
1970 Colony Park		Standard Duty	DP810	Water Pump	DP822
V8 6.4L GAS Naturally Aspirated (VIN X)		V8 5.8L GAS Naturally Aspirated (VIN H)		V8 7.0L GAS Naturally Aspirated (VIN N)	
Water Pump	DP822	Heavy Duty	DP8101 ²⁹	Water Pump	DP822
V8 6.4L GAS Naturally Aspirated (VIN Y)		Standard Duty	DP810	V8 7.0L GAS Naturally Aspirated (VIN N)	
Water Pump	DP822	V8 5.8L GAS Naturally Aspirated (VIN M)		Water Pump	DP822
1970 Comet		Heavy Duty	DP8101 ²⁹	V8 7.0L GAS Naturally Aspirated (VIN P)	
V8 5.0L GAS Naturally Aspirated (VIN F)		Standard Duty	DP810	Water Pump	DP822
Water Pump	DP991	V8 6.4L GAS Naturally Aspirated (VIN S)		V8 7.0L GAS Naturally Aspirated (VIN Q)	
V8 7.0L GAS Naturally Aspirated (VIN N)		Water Pump	DP822	Water Pump	DP822
Water Pump	DP811	V8 6.4L GAS Naturally Aspirated (VIN Y)		V8 7.0L GAS Naturally Aspirated (VIN Q)	
1970 Cougar		Water Pump	DP822	Water Pump	DP822
V8 5.0L GAS Naturally Aspirated (VIN G)		V8 7.0L GAS Naturally Aspirated (VIN P)		1969 Marquis	
Water Pump	DP991	Water Pump	DP822	V8 6.4L GAS Naturally Aspirated (VIN S)	
V8 6.4L GAS Naturally Aspirated (VIN X)		V8 7.0L GAS Naturally Aspirated (VIN Q)		Water Pump	DP822
Water Pump	DP822	Water Pump	DP822	V8 6.4L GAS Naturally Aspirated (VIN X)	
1970 Cyclone		Water Pump	DP822	Water Pump	DP822
V8 5.0L GAS Naturally Aspirated (VIN F)		V8 7.0L GAS Naturally Aspirated (VIN R)		V8 6.4L GAS Naturally Aspirated (VIN Y)	
Water Pump	DP991	Water Pump	DP822	Water Pump	DP822
V8 7.0L GAS Naturally Aspirated (VIN C)		V8 7.0L GAS Naturally Aspirated (VIN W)		V8 7.0L GAS Naturally Aspirated (VIN K)	
Water Pump	DP811	Water Pump	DP822	Water Pump	DP822
V8 7.0L GAS Naturally Aspirated (VIN J)		1969 Cougar		V8 7.0L GAS Naturally Aspirated (VIN N)	
Water Pump	DP811	V8 5.0L GAS Naturally Aspirated		Water Pump	DP822
V8 7.0L GAS Naturally Aspirated (VIN N)		Heavy Duty	DP8101 ²⁹	V8 7.0L GAS Naturally Aspirated (VIN P)	
Water Pump	DP811	Standard Duty	DP810	Water Pump	DP822
V8 7.0L GAS Naturally Aspirated (VIN N)		V8 5.0L GAS Naturally Aspirated (VIN F)		V8 7.0L GAS Naturally Aspirated (VIN Q)	
Water Pump	DP811	Heavy Duty	DP8101 ²⁹	Water Pump	DP822
V8 7.0L GAS Naturally Aspirated (VIN Z)		Standard Duty	DP810	1969 Montego	
Water Pump	DP811	V8 5.0L GAS Naturally Aspirated (VIN G)		V8 5.0L GAS Naturally Aspirated (VIN F)	
1970 Marauder		Heavy Duty	DP8101 ²⁹	Heavy Duty	DP8101 ²⁹
V8 6.4L GAS Naturally Aspirated (VIN X)		Standard Duty	DP810	Standard Duty	DP810
Water Pump	DP822	V8 5.8L GAS Naturally Aspirated (VIN H)		V8 5.8L GAS Naturally Aspirated (VIN H)	
V8 6.4L GAS Naturally Aspirated (VIN Y)		Heavy Duty	DP8101 ²⁹	Heavy Duty	DP8101 ²⁹
Water Pump	DP822	Standard Duty	DP810	Standard Duty	DP810
1970 Marquis		V8 5.8L GAS Naturally Aspirated (VIN M)		V8 5.8L GAS Naturally Aspirated (VIN M)	
V8 6.4L GAS Naturally Aspirated (VIN X)		Heavy Duty	DP8101 ²⁹	Heavy Duty	DP8101 ²⁹
Water Pump	DP822	Standard Duty	DP810	Standard Duty	DP810
V8 6.4L GAS Naturally Aspirated (VIN Y)		Heavy Duty	DP8101 ²⁹	V8 5.8L GAS Naturally Aspirated (VIN M)	
Water Pump	DP822	Standard Duty	DP810	Heavy Duty	DP8101 ²⁹
V8 6.4L GAS Naturally Aspirated (VIN Y)		V8 5.8L GAS Naturally Aspirated (VIN M)		Standard Duty	DP810
Water Pump	DP822	V8 5.8L GAS Naturally Aspirated (VIN M)		V8 5.8L GAS Naturally Aspirated (VIN M)	
V8 6.4L GAS Naturally Aspirated (VIN Y)		Heavy Duty	DP8101 ²⁹	Heavy Duty	DP8101 ²⁹
Water Pump	DP822	Standard Duty	DP810	Standard Duty	DP810

Mercury		Mercury		Mercury	
1969 Montego		1968 Comet		1968 Cyclone	
V8 6.4L GAS Naturally Aspirated (VIN S)		V8 7.0L GAS Naturally Aspirated (VIN Q)		V8 7.0L GAS Naturally Aspirated (VIN Q)	
Water Pump	DP822	Water Pump	DP822	Water Pump	DP822
V8 6.4L GAS Naturally Aspirated (VIN Y)		V8 7.0L GAS Naturally Aspirated (VIN R)		V8 7.0L GAS Naturally Aspirated (VIN R)	
Water Pump	DP822	Water Pump	DP822	Water Pump	DP822
V8 7.0L GAS Naturally Aspirated (VIN P)		V8 7.0L GAS Naturally Aspirated (VIN W)		V8 7.0L GAS Naturally Aspirated (VIN W)	
Water Pump	DP822	Water Pump	DP822	Water Pump	DP822
1969 Monterey		1968 Commuter		1968 Marauder	
V8 6.4L GAS Naturally Aspirated (VIN S)		V8 6.4L GAS Naturally Aspirated (VIN H)		V8 6.4L GAS Naturally Aspirated (VIN H)	
Water Pump	DP822	Water Pump	DP822	Water Pump	DP822
V8 6.4L GAS Naturally Aspirated (VIN X)		V8 6.4L GAS Naturally Aspirated (VIN X)		V8 6.4L GAS Naturally Aspirated (VIN X)	
Water Pump	DP822	Water Pump	DP822	Water Pump	DP822
V8 6.4L GAS Naturally Aspirated (VIN Y)		V8 6.4L GAS Naturally Aspirated (VIN Y)		V8 6.4L GAS Naturally Aspirated (VIN Y)	
Water Pump	DP822	Water Pump	DP822	Water Pump	DP822
V8 7.0L GAS Naturally Aspirated (VIN Q)		V8 6.4L GAS Naturally Aspirated (VIN Z)		V8 6.4L GAS Naturally Aspirated (VIN Z)	
Water Pump	DP822	Water Pump	DP822	Water Pump	DP822
V8 7.0L GAS Naturally Aspirated (VIN R)		V8 7.0L GAS Naturally Aspirated (VIN P)		V8 7.0L GAS Naturally Aspirated (VIN P)	
Water Pump	DP822	Water Pump	DP822	Water Pump	DP822
V8 7.0L GAS Naturally Aspirated (VIN W)		V8 7.0L GAS Naturally Aspirated (VIN Q)		V8 7.0L GAS Naturally Aspirated (VIN Q)	
Water Pump	DP822	Water Pump	DP822	Water Pump	DP822
1968 Colony Park		1968 Cougar		1968 Marquis	
V8 6.4L GAS Naturally Aspirated (VIN H)		V8 4.7L GAS Naturally Aspirated (VIN A)		V8 6.4L GAS Naturally Aspirated (VIN H)	
Water Pump	DP822	Heavy Duty	DP8101 ²⁹	Water Pump	DP822
V8 6.4L GAS Naturally Aspirated (VIN X)		Standard Duty	DP810	V8 6.4L GAS Naturally Aspirated (VIN X)	
Water Pump	DP822	V8 4.7L GAS Naturally Aspirated (VIN C)		Water Pump	DP822
V8 6.4L GAS Naturally Aspirated (VIN Y)		Heavy Duty	DP8101 ²⁹	V8 6.4L GAS Naturally Aspirated (VIN Y)	
Water Pump	DP822	Standard Duty	DP810	Water Pump	DP822
V8 7.0L GAS Naturally Aspirated (VIN P)		V8 5.0L GAS Naturally Aspirated (VIN F)		V8 6.4L GAS Naturally Aspirated (VIN Z)	
Water Pump	DP822	Heavy Duty	DP8101 ²⁹	Water Pump	DP822
V8 7.0L GAS Naturally Aspirated (VIN Q)		Standard Duty	DP810	V8 7.0L GAS Naturally Aspirated (VIN P)	
Water Pump	DP822	V8 6.4L GAS Naturally Aspirated (VIN S)		Water Pump	DP822
1968 Comet		Water Pump	DP822	V8 7.0L GAS Naturally Aspirated (VIN Q)	
L6 2.8L GAS Naturally Aspirated (VIN U)		V8 6.4L GAS Naturally Aspirated (VIN X)		Water Pump	DP822
Water Pump	DP865	Water Pump	DP822	1968 Montclair	
L6 3.3L GAS Naturally Aspirated (VIN T)		V8 7.0L GAS Naturally Aspirated (VIN P)		V8 6.4L GAS Naturally Aspirated (VIN H)	
Water Pump	DP865	Water Pump	DP822	Water Pump	DP822
V8 4.7L GAS Naturally Aspirated (VIN A)		V8 7.0L GAS Naturally Aspirated (VIN Q)		V8 6.4L GAS Naturally Aspirated (VIN X)	
Aluminum Housing	DP1026	Water Pump	DP822	Water Pump	DP822
Heavy Duty, Cast Iron Housing	DP8101 ²⁹	V8 7.0L GAS Naturally Aspirated (VIN R)		V8 6.4L GAS Naturally Aspirated (VIN Y)	
Standard Duty, Cast Iron Housing	DP810	Water Pump	DP822	Water Pump	DP822
V8 4.7L GAS Naturally Aspirated (VIN C)		V8 7.0L GAS Naturally Aspirated (VIN W)		V8 6.4L GAS Naturally Aspirated (VIN Z)	
Aluminum Housing	DP1026	Water Pump	DP822	Water Pump	DP822
Heavy Duty, Cast Iron Housing	DP8101 ²⁹	1968 Cyclone		V8 7.0L GAS Naturally Aspirated (VIN P)	
Standard Duty, Cast Iron Housing	DP810	V8 4.7L GAS Naturally Aspirated (VIN A)		Water Pump	DP822
V8 5.0L GAS Naturally Aspirated (VIN F)		Aluminum Housing	DP1026	V8 7.0L GAS Naturally Aspirated (VIN Q)	
Heavy Duty	DP8101 ²⁹	Heavy Duty, Cast Iron Housing	DP8101 ²⁹	Water Pump	DP822
Standard Duty	DP810	Standard Duty, Cast Iron Housing	DP810	1968 Montego	
V8 5.0L GAS Naturally Aspirated (VIN J)		V8 4.7L GAS Naturally Aspirated (VIN C)		L6 3.3L GAS Naturally Aspirated (VIN T)	
Heavy Duty	DP8101 ²⁹	Aluminum Housing	DP1026	Water Pump	DP865
Standard Duty	DP810	Heavy Duty, Cast Iron Housing	DP8101 ²⁹	V8 4.7L GAS Naturally Aspirated (VIN A)	
V8 6.4L GAS Naturally Aspirated (VIN H)		Standard Duty, Cast Iron Housing	DP810	Aluminum Housing	DP1026
Water Pump	DP822	V8 5.0L GAS Naturally Aspirated (VIN F)		Heavy Duty, Cast Iron Housing	DP8101 ²⁹
V8 6.4L GAS Naturally Aspirated (VIN S)		Heavy Duty	DP8101 ²⁹	Standard Duty, Cast Iron Housing	DP810
Water Pump	DP822	Standard Duty	DP810	V8 4.7L GAS Naturally Aspirated (VIN C)	
V8 6.4L GAS Naturally Aspirated (VIN Y)		V8 5.0L GAS Naturally Aspirated (VIN J)		Aluminum Housing	DP1026
Water Pump	DP822	Heavy Duty	DP8101 ²⁹	Heavy Duty, Cast Iron Housing	DP8101 ²⁹
V8 7.0L GAS Naturally Aspirated (VIN P)		Standard Duty	DP810	Standard Duty, Cast Iron Housing	DP810
Water Pump	DP822	V8 6.4L GAS Naturally Aspirated (VIN H)		V8 5.0L GAS Naturally Aspirated (VIN F)	
V8 7.0L GAS Naturally Aspirated (VIN Q)		Water Pump	DP822	Heavy Duty	DP8101 ²⁹
Water Pump	DP822	V8 6.4L GAS Naturally Aspirated (VIN S)		Standard Duty	DP810
		Water Pump	DP822	V8 5.0L GAS Naturally Aspirated (VIN J)	
		V8 6.4L GAS Naturally Aspirated (VIN Y)		Heavy Duty	DP8101 ²⁹
		Water Pump	DP822	Standard Duty	DP810
		V8 7.0L GAS Naturally Aspirated (VIN P)		V8 6.4L GAS Naturally Aspirated (VIN S)	
		Water Pump	DP822	Water Pump	DP822
		V8 7.0L GAS Naturally Aspirated (VIN Q)		V8 6.4L GAS Naturally Aspirated (VIN Y)	
		Water Pump	DP822	Water Pump	DP822

Mercury		Mercury		Mercury	
1968 Montego		1967 Caliente		1967 Comet	
V8 7.0L GAS Naturally Aspirated (VIN P)		V8 4.7L GAS Naturally Aspirated (VIN K)		V8 6.4L GAS Naturally Aspirated (VIN H)	
Water Pump	DP822	Standard Duty, Cast Iron Housing	DP810	Water Pump	DP822
V8 7.0L GAS Naturally Aspirated (VIN Q)		V8 6.4L GAS Naturally Aspirated (VIN H)		V8 6.4L GAS Naturally Aspirated (VIN S)	
Water Pump	DP822	Water Pump	DP822	Water Pump	DP822
V8 7.0L GAS Naturally Aspirated (VIN R)		V8 6.4L GAS Naturally Aspirated (VIN S)		V8 6.4L GAS Naturally Aspirated (VIN Y)	
Water Pump	DP822	Water Pump	DP822	Water Pump	DP822
V8 7.0L GAS Naturally Aspirated (VIN W)		V8 6.4L GAS Naturally Aspirated (VIN Y)		V8 7.0L GAS Naturally Aspirated (VIN R)	
Water Pump	DP822	Water Pump	DP822	Water Pump	DP822
1968 Monterey		V8 7.0L GAS Naturally Aspirated (VIN R)		V8 7.0L GAS Naturally Aspirated (VIN W)	
V8 6.4L GAS Naturally Aspirated (VIN H)		Water Pump	DP822	Water Pump	DP822
Water Pump	DP822	V8 7.0L GAS Naturally Aspirated (VIN W)		1967 Commuter	
V8 6.4L GAS Naturally Aspirated (VIN X)		Water Pump	DP822	V8 4.7L GAS Naturally Aspirated (VIN C)	
Water Pump	DP822	1967 Capri		Aluminum Housing	DP1026
V8 6.4L GAS Naturally Aspirated (VIN Y)		V8 4.7L GAS Naturally Aspirated (VIN A)		Heavy Duty, Cast Iron Housing	DP8101 ²⁹
Water Pump	DP822	Aluminum Housing	DP1026	Standard Duty, Cast Iron Housing	DP810
V8 6.4L GAS Naturally Aspirated (VIN Z)		Heavy Duty, Cast Iron Housing	DP8101 ²⁹	V8 6.4L GAS Naturally Aspirated (VIN H)	
Water Pump	DP822	Standard Duty, Cast Iron Housing	DP810	Water Pump	DP822
V8 7.0L GAS Naturally Aspirated (VIN P)		V8 4.7L GAS Naturally Aspirated (VIN C)		V8 6.4L GAS Naturally Aspirated (VIN P)	
Water Pump	DP822	Aluminum Housing	DP1026	Water Pump	DP822
V8 7.0L GAS Naturally Aspirated (VIN Q)		Heavy Duty, Cast Iron Housing	DP8101 ²⁹	V8 6.4L GAS Naturally Aspirated (VIN Y)	
Water Pump	DP822	Standard Duty, Cast Iron Housing	DP810	Water Pump	DP822
1968 Park Lane		V8 6.4L GAS Naturally Aspirated (VIN H)		V8 6.4L GAS Naturally Aspirated (VIN Z)	
V8 6.4L GAS Naturally Aspirated (VIN H)		Water Pump	DP822	Water Pump	DP822
Water Pump	DP822	V8 6.4L GAS Naturally Aspirated (VIN S)		V8 6.7L GAS Naturally Aspirated (VIN M)	
V8 6.4L GAS Naturally Aspirated (VIN X)		Water Pump	DP822	Water Pump	DP822
Water Pump	DP822	V8 6.4L GAS Naturally Aspirated (VIN Y)		V8 7.0L GAS Naturally Aspirated (VIN P)	
V8 6.4L GAS Naturally Aspirated (VIN Y)		Water Pump	DP822	Water Pump	DP822
Water Pump	DP822	V8 7.0L GAS Naturally Aspirated (VIN R)		V8 7.0L GAS Naturally Aspirated (VIN Q)	
V8 6.4L GAS Naturally Aspirated (VIN Z)		Water Pump	DP822	Water Pump	DP822
Water Pump	DP822	V8 7.0L GAS Naturally Aspirated (VIN W)		V8 7.0L GAS Naturally Aspirated (VIN R)	
V8 7.0L GAS Naturally Aspirated (VIN P)		Water Pump	DP822	Water Pump	DP822
Water Pump	DP822	1967 Colony Park		V8 7.0L GAS Naturally Aspirated (VIN W)	
V8 7.0L GAS Naturally Aspirated (VIN Q)		V8 6.4L GAS Naturally Aspirated (VIN H)		Water Pump	DP822
Water Pump	DP822	Water Pump	DP822	1967 Cougar	
1967 Brougham		V8 6.4L GAS Naturally Aspirated (VIN P)		V8 4.7L GAS Naturally Aspirated (VIN A)	
V8 6.4L GAS Naturally Aspirated (VIN H)		Water Pump	DP822	Heavy Duty	DP8101 ²⁹
Water Pump	DP822	V8 6.4L GAS Naturally Aspirated (VIN Y)		Standard Duty	DP810
V8 6.4L GAS Naturally Aspirated (VIN P)		Water Pump	DP822	V8 4.7L GAS Naturally Aspirated (VIN C)	
Water Pump	DP822	V8 6.4L GAS Naturally Aspirated (VIN Z)		Heavy Duty	DP8101 ²⁹
V8 6.4L GAS Naturally Aspirated (VIN Y)		Water Pump	DP822	Standard Duty	DP810
Water Pump	DP822	V8 6.7L GAS Naturally Aspirated (VIN M)		V8 6.4L GAS Naturally Aspirated (VIN S)	
V8 6.4L GAS Naturally Aspirated (VIN Z)		Water Pump	DP822	Water Pump	DP822
Water Pump	DP822	V8 7.0L GAS Naturally Aspirated (VIN P)		V8 6.4L GAS Naturally Aspirated (VIN X)	
V8 6.7L GAS Naturally Aspirated (VIN M)		Water Pump	DP822	Water Pump	DP822
Water Pump	DP822	V8 7.0L GAS Naturally Aspirated (VIN Q)		1967 Cyclone	
V8 7.0L GAS Naturally Aspirated (VIN P)		Water Pump	DP822	V8 4.7L GAS Naturally Aspirated (VIN A)	
Water Pump	DP822	V8 7.0L GAS Naturally Aspirated (VIN R)		Aluminum Housing	DP1026
V8 7.0L GAS Naturally Aspirated (VIN Q)		Water Pump	DP822	Heavy Duty, Cast Iron Housing	DP8101 ²⁹
Water Pump	DP822	V8 7.0L GAS Naturally Aspirated (VIN W)		Standard Duty, Cast Iron Housing	DP810
Water Pump	DP822	Water Pump	DP822	V8 4.7L GAS Naturally Aspirated (VIN C)	
1967 Caliente		1967 Comet		V8 4.7L GAS Naturally Aspirated (VIN C)	
L6 3.3L GAS Naturally Aspirated (VIN T)		L6 2.8L GAS Naturally Aspirated (VIN U)		Aluminum Housing	DP1026
Water Pump	DP865	Water Pump	DP865	Heavy Duty, Cast Iron Housing	DP8101 ²⁹
V8 4.7L GAS Naturally Aspirated (VIN A)		V8 4.7L GAS Naturally Aspirated (VIN A)		Standard Duty, Cast Iron Housing	DP810
Aluminum Housing	DP1026	Aluminum Housing	DP1026	V8 4.7L GAS Naturally Aspirated (VIN K)	
Heavy Duty, Cast Iron Housing	DP8101 ²⁹	Heavy Duty, Cast Iron Housing	DP8101 ²⁹	Aluminum Housing	DP1026
Standard Duty, Cast Iron Housing	DP810	Standard Duty, Cast Iron Housing	DP810	Heavy Duty, Cast Iron Housing	DP8101 ²⁹
V8 4.7L GAS Naturally Aspirated (VIN C)		V8 4.7L GAS Naturally Aspirated (VIN C)		Standard Duty, Cast Iron Housing	DP810
Aluminum Housing	DP1026	Aluminum Housing	DP1026	V8 6.4L GAS Naturally Aspirated (VIN H)	
Heavy Duty, Cast Iron Housing	DP8101 ²⁹	Heavy Duty, Cast Iron Housing	DP8101 ²⁹	Water Pump	DP822
Standard Duty, Cast Iron Housing	DP810	Standard Duty, Cast Iron Housing	DP810	V8 6.4L GAS Naturally Aspirated (VIN S)	
V8 4.7L GAS Naturally Aspirated (VIN K)		V8 4.7L GAS Naturally Aspirated (VIN K)		Water Pump	DP822
Aluminum Housing	DP1026	Aluminum Housing	DP1026	V8 6.4L GAS Naturally Aspirated (VIN Y)	
Heavy Duty, Cast Iron Housing	DP8101 ²⁹	Heavy Duty, Cast Iron Housing	DP8101 ²⁹	Water Pump	DP822
		Standard Duty, Cast Iron Housing	DP810	V8 7.0L GAS Naturally Aspirated (VIN R)	
				Water Pump	DP822
				V8 7.0L GAS Naturally Aspirated (VIN W)	
				Water Pump	DP822

Mercury		Mercury		Mercury	
1967 Marauder		1967 Monterey		1967 Voyager	
V8 6.4L GAS Naturally Aspirated (VIN H)		V8 7.0L GAS Naturally Aspirated (VIN P)		V8 6.4L GAS Naturally Aspirated (VIN S)	
Water Pump	DP822	Water Pump	DP822	Water Pump	DP822
V8 6.4L GAS Naturally Aspirated (VIN P)		V8 7.0L GAS Naturally Aspirated (VIN Q)		V8 6.4L GAS Naturally Aspirated (VIN Y)	
Water Pump	DP822	Water Pump	DP822	Water Pump	DP822
V8 6.4L GAS Naturally Aspirated (VIN Y)		V8 7.0L GAS Naturally Aspirated (VIN R)		V8 6.4L GAS Naturally Aspirated (VIN Z)	
Water Pump	DP822	Water Pump	DP822	Water Pump	DP822
V8 6.4L GAS Naturally Aspirated (VIN Z)		V8 7.0L GAS Naturally Aspirated (VIN W)		V8 7.0L GAS Naturally Aspirated (VIN R)	
Water Pump	DP822	Water Pump	DP822	Water Pump	DP822
V8 6.7L GAS Naturally Aspirated (VIN M)		1967 Park Lane		V8 7.0L GAS Naturally Aspirated (VIN W)	
Water Pump	DP822	V8 6.4L GAS Naturally Aspirated (VIN H)		Water Pump	DP822
V8 7.0L GAS Naturally Aspirated (VIN P)		Water Pump	DP822	1966 Caliente	
Water Pump	DP822	V8 6.4L GAS Naturally Aspirated (VIN P)		L6 3.3L GAS Naturally Aspirated (VIN T)	
V8 7.0L GAS Naturally Aspirated (VIN Q)		Water Pump	DP822	Water Pump	DP865
Water Pump	DP822	V8 6.4L GAS Naturally Aspirated (VIN Y)		V8 4.7L GAS Naturally Aspirated (VIN A)	
V8 7.0L GAS Naturally Aspirated (VIN R)		Water Pump	DP822	Aluminum Housing	DP1026
Water Pump	DP822	V8 6.4L GAS Naturally Aspirated (VIN Z)		Heavy Duty, Cast Iron Housing	DP8101 ²⁹
V8 7.0L GAS Naturally Aspirated (VIN W)		Water Pump	DP822	Standard Duty, Cast Iron Housing	DP810
Water Pump	DP822	V8 6.7L GAS Naturally Aspirated (VIN M)		V8 4.7L GAS Naturally Aspirated (VIN C)	
1967 Marquis		Water Pump	DP822	Aluminum Housing	DP1026
V8 6.4L GAS Naturally Aspirated (VIN H)		V8 7.0L GAS Naturally Aspirated (VIN P)		Heavy Duty, Cast Iron Housing	DP8101 ²⁹
Water Pump	DP822	Water Pump	DP822	Standard Duty, Cast Iron Housing	DP810
V8 6.4L GAS Naturally Aspirated (VIN P)		V8 7.0L GAS Naturally Aspirated (VIN Q)		V8 4.7L GAS Naturally Aspirated (VIN K)	
Water Pump	DP822	Water Pump	DP822	Aluminum Housing	DP1026
V8 6.4L GAS Naturally Aspirated (VIN Y)		V8 7.0L GAS Naturally Aspirated (VIN R)		Heavy Duty, Cast Iron Housing	DP8101 ²⁹
Water Pump	DP822	Water Pump	DP822	Standard Duty, Cast Iron Housing	DP810
V8 6.4L GAS Naturally Aspirated (VIN Z)		V8 7.0L GAS Naturally Aspirated (VIN W)		V8 6.4L GAS Naturally Aspirated (VIN H)	
Water Pump	DP822	Water Pump	DP822	Water Pump	DP822
V8 6.7L GAS Naturally Aspirated (VIN M)		1967 Villager		V8 6.4L GAS Naturally Aspirated (VIN S)	
Water Pump	DP822	L6 2.8L GAS Naturally Aspirated (VIN U)		Water Pump	DP822
V8 7.0L GAS Naturally Aspirated (VIN P)		Water Pump	DP865	V8 6.4L GAS Naturally Aspirated (VIN Y)	
Water Pump	DP822	L6 3.3L GAS Naturally Aspirated (VIN T)		Water Pump	DP822
V8 7.0L GAS Naturally Aspirated (VIN Q)		Water Pump	DP865	V8 7.0L GAS Naturally Aspirated (VIN R)	
Water Pump	DP822	V8 4.7L GAS Naturally Aspirated (VIN A)		Water Pump	DP822
V8 6.4L GAS Naturally Aspirated (VIN R)		Aluminum Housing	DP1026	V8 7.0L GAS Naturally Aspirated (VIN W)	
Water Pump	DP822	Heavy Duty, Cast Iron Housing	DP8101 ²⁹	Water Pump	DP822
V8 7.0L GAS Naturally Aspirated (VIN W)		Standard Duty, Cast Iron Housing	DP810	1966 Capri	
Water Pump	DP822	V8 4.7L GAS Naturally Aspirated (VIN C)		V8 4.7L GAS Naturally Aspirated (VIN A)	
1967 Montclair		Aluminum Housing	DP1026	Aluminum Housing	DP1026
V8 6.4L GAS Naturally Aspirated (VIN H)		Heavy Duty, Cast Iron Housing	DP8101 ²⁹	Heavy Duty, Cast Iron Housing	DP8101 ²⁹
Water Pump	DP822	Standard Duty, Cast Iron Housing	DP810	Standard Duty, Cast Iron Housing	DP810
V8 6.4L GAS Naturally Aspirated (VIN P)		V8 6.4L GAS Naturally Aspirated (VIN H)		V8 4.7L GAS Naturally Aspirated (VIN C)	
Water Pump	DP822	Water Pump	DP822	Aluminum Housing	DP1026
V8 6.4L GAS Naturally Aspirated (VIN Y)		V8 6.4L GAS Naturally Aspirated (VIN S)		Heavy Duty, Cast Iron Housing	DP8101 ²⁹
Water Pump	DP822	Water Pump	DP822	Standard Duty, Cast Iron Housing	DP810
V8 6.4L GAS Naturally Aspirated (VIN Z)		V8 6.4L GAS Naturally Aspirated (VIN Y)		V8 6.4L GAS Naturally Aspirated (VIN H)	
Water Pump	DP822	Water Pump	DP822	Water Pump	DP822
V8 6.7L GAS Naturally Aspirated (VIN M)		V8 6.4L GAS Naturally Aspirated (VIN Z)		V8 6.4L GAS Naturally Aspirated (VIN S)	
Water Pump	DP822	Water Pump	DP822	Water Pump	DP822
V8 7.0L GAS Naturally Aspirated (VIN P)		V8 7.0L GAS Naturally Aspirated (VIN R)		V8 6.4L GAS Naturally Aspirated (VIN Y)	
Water Pump	DP822	Water Pump	DP822	Water Pump	DP822
V8 7.0L GAS Naturally Aspirated (VIN Q)		V8 7.0L GAS Naturally Aspirated (VIN W)		V8 7.0L GAS Naturally Aspirated (VIN R)	
Water Pump	DP822	Water Pump	DP822	Water Pump	DP822
V8 7.0L GAS Naturally Aspirated (VIN R)		1967 Voyager		V8 7.0L GAS Naturally Aspirated (VIN W)	
Water Pump	DP822	L6 2.8L GAS Naturally Aspirated (VIN U)		Water Pump	DP822
V8 7.0L GAS Naturally Aspirated (VIN W)		Water Pump	DP865	1966 Colony Park	
Water Pump	DP822	L6 3.3L GAS Naturally Aspirated (VIN T)		V8 6.4L GAS Naturally Aspirated (VIN H)	
1967 Monterey		Water Pump	DP865	Water Pump	DP822
V8 6.4L GAS Naturally Aspirated (VIN H)		V8 4.7L GAS Naturally Aspirated (VIN A)		V8 6.4L GAS Naturally Aspirated (VIN P)	
Water Pump	DP822	Aluminum Housing	DP1026	Water Pump	DP822
V8 6.4L GAS Naturally Aspirated (VIN P)		Heavy Duty, Cast Iron Housing	DP8101 ²⁹	V8 6.4L GAS Naturally Aspirated (VIN Y)	
Water Pump	DP822	Standard Duty, Cast Iron Housing	DP810	Water Pump	DP822
V8 6.4L GAS Naturally Aspirated (VIN Y)		V8 4.7L GAS Naturally Aspirated (VIN C)		V8 6.4L GAS Naturally Aspirated (VIN Z)	
Water Pump	DP822	Aluminum Housing	DP1026	Water Pump	DP822
V8 6.4L GAS Naturally Aspirated (VIN Z)		Heavy Duty, Cast Iron Housing	DP8101 ²⁹	V8 6.7L GAS Naturally Aspirated (VIN M)	
Water Pump	DP822	Standard Duty, Cast Iron Housing	DP810	Water Pump	DP822
V8 6.7L GAS Naturally Aspirated (VIN M)		V8 6.4L GAS Naturally Aspirated (VIN H)		V8 7.0L GAS Naturally Aspirated (VIN P)	
Water Pump	DP822	Water Pump	DP822	Water Pump	DP822

Mercury		Mercury		Mercury	
1966 Colony Park		1966 Cyclone		1966 Park Lane	
V8 7.0L GAS Naturally Aspirated (VIN Q)		V8 6.4L GAS Naturally Aspirated (VIN H)		V8 6.4L GAS Naturally Aspirated (VIN H)	
Water Pump	DP822	Water Pump	DP822	Water Pump	DP822
V8 7.0L GAS Naturally Aspirated (VIN R)		V8 6.4L GAS Naturally Aspirated (VIN S)		V8 6.4L GAS Naturally Aspirated (VIN P)	
Water Pump	DP822	Water Pump	DP822	Water Pump	DP822
V8 7.0L GAS Naturally Aspirated (VIN W)		V8 6.4L GAS Naturally Aspirated (VIN Y)		V8 6.4L GAS Naturally Aspirated (VIN Y)	
Water Pump	DP822	Water Pump	DP822	Water Pump	DP822
1966 Comet		V8 7.0L GAS Naturally Aspirated (VIN R)		V8 6.4L GAS Naturally Aspirated (VIN Z)	
L6 2.8L GAS Naturally Aspirated (VIN U)		Water Pump	DP822	Water Pump	DP822
Water Pump	DP865	V8 7.0L GAS Naturally Aspirated (VIN W)		V8 6.7L GAS Naturally Aspirated (VIN M)	
L6 3.3L GAS Naturally Aspirated (VIN T)		Water Pump	DP822	Water Pump	DP822
Water Pump	DP865	1966 Marauder		V8 7.0L GAS Naturally Aspirated (VIN P)	
V8 4.7L GAS Naturally Aspirated (VIN A)		V8 6.4L GAS Naturally Aspirated (VIN H)		Water Pump	DP822
Aluminum Housing	DP1026	Water Pump	DP822	V8 7.0L GAS Naturally Aspirated (VIN Q)	
Heavy Duty, Cast Iron Housing	DP8101 ²⁹	V8 6.4L GAS Naturally Aspirated (VIN P)		Water Pump	DP822
Standard Duty, Cast Iron Housing	DP810	Water Pump	DP822	V8 7.0L GAS Naturally Aspirated (VIN R)	
V8 4.7L GAS Naturally Aspirated (VIN C)		V8 6.4L GAS Naturally Aspirated (VIN Y)		Water Pump	DP822
Aluminum Housing	DP1026	Water Pump	DP822	V8 7.0L GAS Naturally Aspirated (VIN W)	
Heavy Duty, Cast Iron Housing	DP8101 ²⁹	V8 6.4L GAS Naturally Aspirated (VIN Z)		Water Pump	DP822
Standard Duty, Cast Iron Housing	DP810	Water Pump	DP822	1966 Villager	
V8 4.7L GAS Naturally Aspirated (VIN K)		V8 6.7L GAS Naturally Aspirated (VIN M)		L6 2.8L GAS Naturally Aspirated (VIN U)	
Aluminum Housing	DP1026	Water Pump	DP822	Water Pump	DP865
Heavy Duty, Cast Iron Housing	DP8101 ²⁹	V8 7.0L GAS Naturally Aspirated (VIN P)		L6 3.3L GAS Naturally Aspirated (VIN T)	
Standard Duty, Cast Iron Housing	DP810	Water Pump	DP822	Water Pump	DP865
V8 6.4L GAS Naturally Aspirated (VIN H)		V8 7.0L GAS Naturally Aspirated (VIN Q)		V8 4.7L GAS Naturally Aspirated (VIN A)	
Water Pump	DP822	Water Pump	DP822	Aluminum Housing	DP1026
V8 6.4L GAS Naturally Aspirated (VIN S)		V8 7.0L GAS Naturally Aspirated (VIN R)		Heavy Duty, Cast Iron Housing	DP8101 ²⁹
Water Pump	DP822	Water Pump	DP822	Standard Duty, Cast Iron Housing	DP810
V8 6.4L GAS Naturally Aspirated (VIN Y)		V8 7.0L GAS Naturally Aspirated (VIN W)		V8 4.7L GAS Naturally Aspirated (VIN C)	
Water Pump	DP822	Water Pump	DP822	Aluminum Housing	DP1026
V8 7.0L GAS Naturally Aspirated (VIN R)		1966 Montclair		Heavy Duty, Cast Iron Housing	DP8101 ²⁹
Water Pump	DP822	V8 6.4L GAS Naturally Aspirated (VIN H)		Standard Duty, Cast Iron Housing	DP810
V8 7.0L GAS Naturally Aspirated (VIN W)		Water Pump	DP822	V8 6.4L GAS Naturally Aspirated (VIN H)	
Water Pump	DP822	V8 6.4L GAS Naturally Aspirated (VIN P)		Water Pump	DP822
1966 Commuter		V8 6.4L GAS Naturally Aspirated (VIN Y)		V8 6.4L GAS Naturally Aspirated (VIN S)	
V8 6.4L GAS Naturally Aspirated (VIN H)		Water Pump	DP822	Water Pump	DP822
Water Pump	DP822	V8 6.4L GAS Naturally Aspirated (VIN Z)		V8 6.4L GAS Naturally Aspirated (VIN Y)	
V8 6.4L GAS Naturally Aspirated (VIN P)		Water Pump	DP822	Water Pump	DP822
Water Pump	DP822	V8 6.7L GAS Naturally Aspirated (VIN M)		V8 6.4L GAS Naturally Aspirated (VIN Z)	
V8 6.4L GAS Naturally Aspirated (VIN Y)		Water Pump	DP822	Water Pump	DP822
Water Pump	DP822	V8 7.0L GAS Naturally Aspirated (VIN P)		V8 7.0L GAS Naturally Aspirated (VIN R)	
V8 6.4L GAS Naturally Aspirated (VIN Z)		Water Pump	DP822	Water Pump	DP822
Water Pump	DP822	V8 7.0L GAS Naturally Aspirated (VIN Q)		V8 7.0L GAS Naturally Aspirated (VIN W)	
V8 6.7L GAS Naturally Aspirated (VIN M)		Water Pump	DP822	Water Pump	DP822
Water Pump	DP822	V8 7.0L GAS Naturally Aspirated (VIN R)		1966 Voyager	
V8 7.0L GAS Naturally Aspirated (VIN P)		Water Pump	DP822	L6 2.8L GAS Naturally Aspirated (VIN U)	
V8 7.0L GAS Naturally Aspirated (VIN Q)		V8 7.0L GAS Naturally Aspirated (VIN W)		Water Pump	DP865
Water Pump	DP822	Water Pump	DP822	L6 3.3L GAS Naturally Aspirated (VIN T)	
V8 7.0L GAS Naturally Aspirated (VIN R)		1966 Monterey		Water Pump	DP865
Water Pump	DP822	V8 6.4L GAS Naturally Aspirated (VIN H)		V8 4.7L GAS Naturally Aspirated (VIN A)	
V8 7.0L GAS Naturally Aspirated (VIN W)		Water Pump	DP822	Aluminum Housing	DP1026
Water Pump	DP822	V8 6.4L GAS Naturally Aspirated (VIN P)		Heavy Duty, Cast Iron Housing	DP8101 ²⁹
1966 Cyclone		Water Pump	DP822	Standard Duty, Cast Iron Housing	DP810
V8 4.7L GAS Naturally Aspirated (VIN A)		V8 6.4L GAS Naturally Aspirated (VIN Y)		V8 4.7L GAS Naturally Aspirated (VIN C)	
Aluminum Housing	DP1026	Water Pump	DP822	Aluminum Housing	DP1026
Heavy Duty, Cast Iron Housing	DP8101 ²⁹	V8 6.4L GAS Naturally Aspirated (VIN Z)		Heavy Duty, Cast Iron Housing	DP8101 ²⁹
Standard Duty, Cast Iron Housing	DP810	Water Pump	DP822	Standard Duty, Cast Iron Housing	DP810
V8 4.7L GAS Naturally Aspirated (VIN C)		V8 6.7L GAS Naturally Aspirated (VIN M)		V8 6.4L GAS Naturally Aspirated (VIN H)	
Aluminum Housing	DP1026	Water Pump	DP822	Water Pump	DP822
Heavy Duty, Cast Iron Housing	DP8101 ²⁹	V8 7.0L GAS Naturally Aspirated (VIN P)		V8 6.4L GAS Naturally Aspirated (VIN S)	
Standard Duty, Cast Iron Housing	DP810	Water Pump	DP822	Water Pump	DP822
V8 4.7L GAS Naturally Aspirated (VIN K)		V8 7.0L GAS Naturally Aspirated (VIN Q)		V8 6.4L GAS Naturally Aspirated (VIN Y)	
Aluminum Housing	DP1026	Water Pump	DP822	Water Pump	DP822
Heavy Duty, Cast Iron Housing	DP8101 ²⁹	V8 7.0L GAS Naturally Aspirated (VIN R)		V8 6.4L GAS Naturally Aspirated (VIN Z)	
Standard Duty, Cast Iron Housing	DP810	Water Pump	DP822	Water Pump	DP822
		V8 7.0L GAS Naturally Aspirated (VIN W)		V8 7.0L GAS Naturally Aspirated (VIN R)	
		Water Pump	DP822	Water Pump	DP822

Mercury		Mercury		Mercury	
1966 Voyager		1965 Commuter		1965 Monterey	
V8 7.0L GAS Naturally Aspirated (VIN W)		V8 6.4L GAS Naturally Aspirated (VIN H)		V8 6.4L GAS Naturally Aspirated (VIN Z)	
Water Pump	DP822	Water Pump	DP822	Water Pump	DP822
1965 Caliente		1965 Cyclone		1965 Park Lane	
L6 3.3L GAS Naturally Aspirated (VIN T)		V8 4.3L GAS Naturally Aspirated (VIN F)		V8 6.4L GAS Naturally Aspirated (VIN 9)	
Water Pump	DP865	Water Pump	DP1026	Water Pump	DP822
V8 4.3L GAS Naturally Aspirated (VIN F)		V8 4.7L GAS Naturally Aspirated (VIN A)		V8 6.4L GAS Naturally Aspirated (VIN H)	
Water Pump	DP1026	Water Pump	DP1026	Water Pump	DP822
V8 4.7L GAS Naturally Aspirated (VIN A)		V8 4.7L GAS Naturally Aspirated (VIN C)		V8 6.4L GAS Naturally Aspirated (VIN P)	
Water Pump	DP1026	Water Pump	DP1026	Water Pump	DP822
V8 4.7L GAS Naturally Aspirated (VIN C)		V8 4.7L GAS Naturally Aspirated (VIN D)		V8 6.4L GAS Naturally Aspirated (VIN Y)	
Water Pump	DP1026	Water Pump	DP1026	Water Pump	DP822
V8 4.7L GAS Naturally Aspirated (VIN D)		V8 4.7L GAS Naturally Aspirated (VIN K)		V8 6.4L GAS Naturally Aspirated (VIN Z)	
Water Pump	DP1026	Water Pump	DP1026	Water Pump	DP822
V8 4.7L GAS Naturally Aspirated (VIN K)		V8 7.0L GAS Naturally Aspirated (VIN Q)		V8 7.0L GAS Naturally Aspirated (VIN Q)	
Water Pump	DP1026	Water Pump	DP822	Water Pump	DP822
V8 7.0L GAS Naturally Aspirated (VIN Q)		V8 7.0L GAS Naturally Aspirated (VIN R)		V8 7.0L GAS Naturally Aspirated (VIN R)	
Water Pump	DP822	Water Pump	DP822	Water Pump	DP822
V8 7.0L GAS Naturally Aspirated (VIN R)		1965 Marauder		1965 Villager	
Water Pump	DP822	V8 6.4L GAS Naturally Aspirated (VIN 9)		L6 2.8L GAS Naturally Aspirated (VIN U)	
1965 Colony Park		V8 6.4L GAS Naturally Aspirated (VIN H)		Water Pump	
Water Pump	DP822	V8 6.4L GAS Naturally Aspirated (VIN P)		DP865	
V8 6.4L GAS Naturally Aspirated (VIN H)		V8 6.4L GAS Naturally Aspirated (VIN Y)		L6 3.3L GAS Naturally Aspirated (VIN T)	
Water Pump	DP822	Water Pump		DP865	
V8 6.4L GAS Naturally Aspirated (VIN P)		V8 6.4L GAS Naturally Aspirated (VIN Z)		V8 4.3L GAS Naturally Aspirated (VIN F)	
Water Pump	DP822	Water Pump		DP1026	
V8 6.4L GAS Naturally Aspirated (VIN Y)		V8 6.4L GAS Naturally Aspirated (VIN 9)		V8 4.7L GAS Naturally Aspirated (VIN A)	
Water Pump	DP822	Water Pump		DP1026	
V8 6.4L GAS Naturally Aspirated (VIN Z)		V8 6.4L GAS Naturally Aspirated (VIN H)		V8 4.7L GAS Naturally Aspirated (VIN C)	
Water Pump	DP822	Water Pump		DP1026	
V8 7.0L GAS Naturally Aspirated (VIN Q)		V8 6.4L GAS Naturally Aspirated (VIN P)		V8 7.0L GAS Naturally Aspirated (VIN Q)	
Water Pump	DP822	Water Pump		DP822	
V8 7.0L GAS Naturally Aspirated (VIN R)		V8 6.4L GAS Naturally Aspirated (VIN Y)		V8 7.0L GAS Naturally Aspirated (VIN R)	
Water Pump	DP822	Water Pump		DP822	
1965 Comet		1965 Montclair		1964 Caliente	
L6 2.8L GAS Naturally Aspirated (VIN U)		V8 6.4L GAS Naturally Aspirated (VIN 9)		L6 3.3L GAS Naturally Aspirated (VIN T)	
Water Pump	DP865	Water Pump		DP865	
L6 3.3L GAS Naturally Aspirated		V8 6.4L GAS Naturally Aspirated (VIN H)		V8 4.3L GAS Naturally Aspirated (VIN F)	
Water Pump	DP865	Water Pump		DP1026	
L6 3.3L GAS Naturally Aspirated (VIN T)		V8 6.4L GAS Naturally Aspirated (VIN P)		V8 4.7L GAS Naturally Aspirated (VIN A)	
Water Pump	DP865	Water Pump		DP1026	
V8 4.3L GAS Naturally Aspirated (VIN F)		V8 6.4L GAS Naturally Aspirated (VIN Y)		V8 4.7L GAS Naturally Aspirated (VIN C)	
Water Pump	DP1026	Water Pump		DP1026	
V8 4.7L GAS Naturally Aspirated (VIN A)		V8 6.4L GAS Naturally Aspirated (VIN Z)		V8 7.0L GAS Naturally Aspirated (VIN Q)	
Aluminum Housing	DP1026	Water Pump		DP822	
Heavy Duty, Cast Iron Housing		V8 7.0L GAS Naturally Aspirated (VIN Q)		V8 7.0L GAS Naturally Aspirated (VIN R)	
DP8101²⁹		Water Pump		DP822	
Standard Duty, Cast Iron Housing		1965 Monterey		1964 Colony Park	
DP810		V8 6.4L GAS Naturally Aspirated (VIN 9)		V8 6.4L GAS Naturally Aspirated (VIN 9)	
V8 4.7L GAS Naturally Aspirated (VIN C)		Water Pump		DP1334	
Aluminum Housing	DP1026	V8 6.4L GAS Naturally Aspirated (VIN H)		V8 6.4L GAS Naturally Aspirated (VIN H)	
Heavy Duty, Cast Iron Housing		Water Pump		DP1334	
DP8101²⁹		V8 6.4L GAS Naturally Aspirated (VIN P)		V8 6.4L GAS Naturally Aspirated (VIN P)	
Standard Duty, Cast Iron Housing		Water Pump		DP1334	
DP810		V8 6.4L GAS Naturally Aspirated (VIN Y)		V8 6.4L GAS Naturally Aspirated (VIN Y)	
V8 4.7L GAS Naturally Aspirated (VIN D)		Water Pump		DP1334	
Aluminum Housing	DP1026	V8 6.4L GAS Naturally Aspirated (VIN Z)		V8 6.4L GAS Naturally Aspirated (VIN Z)	
Heavy Duty, Cast Iron Housing		Water Pump		DP1334	
DP8101²⁹		V8 7.0L GAS Naturally Aspirated (VIN Q)		V8 7.0L GAS Naturally Aspirated (VIN Q)	
Standard Duty, Cast Iron Housing		Water Pump		DP1334	
DP810		V8 7.0L GAS Naturally Aspirated (VIN R)		V8 7.0L GAS Naturally Aspirated (VIN R)	
V8 4.7L GAS Naturally Aspirated (VIN K)		Water Pump		DP1334	
Aluminum Housing	DP1026	V8 6.4L GAS Naturally Aspirated (VIN 9)		V8 6.4L GAS Naturally Aspirated (VIN 9)	
Heavy Duty, Cast Iron Housing		Water Pump		DP1334	
DP8101²⁹		V8 6.4L GAS Naturally Aspirated (VIN H)		V8 6.4L GAS Naturally Aspirated (VIN H)	
Standard Duty, Cast Iron Housing		Water Pump		DP1334	
DP810		V8 6.4L GAS Naturally Aspirated (VIN P)		V8 6.4L GAS Naturally Aspirated (VIN P)	
V8 7.0L GAS Naturally Aspirated (VIN Q)		Water Pump		DP1334	
Water Pump	DP822	V8 6.4L GAS Naturally Aspirated (VIN Y)		V8 6.4L GAS Naturally Aspirated (VIN Y)	
V8 7.0L GAS Naturally Aspirated (VIN R)		Water Pump		DP1334	
Water Pump	DP822	V8 6.4L GAS Naturally Aspirated (VIN Z)		V8 6.4L GAS Naturally Aspirated (VIN Z)	
1965 Commuter		Water Pump		DP1334	
V8 6.4L GAS Naturally Aspirated (VIN 9)		Water Pump		V8 7.0L GAS Naturally Aspirated (VIN Q)	
Water Pump	DP822	Water Pump		DP1334	

Mercury		Mercury		Mercury	
1964 Colony Park		1964 Marauder		1963 Colony Park	
V8 7.0L GAS Naturally Aspirated (VIN R)		V8 7.0L GAS Naturally Aspirated (VIN Q)		V8 6.4L GAS Naturally Aspirated (VIN P)	
Water Pump	DP1334	Water Pump	DP1334	Water Pump	DP1334
1964 Comet		V8 7.0L GAS Naturally Aspirated (VIN R)		V8 6.4L GAS Naturally Aspirated (VIN Z)	
L6 2.8L GAS Naturally Aspirated		Water Pump	DP1334	Water Pump	DP1334
Water Pump	DP865	1964 Montclair		V8 6.6L GAS Naturally Aspirated (VIN B)	
L6 2.8L GAS Naturally Aspirated (VIN U)		V8 6.4L GAS Naturally Aspirated (VIN 9)		Water Pump	DP1334
Water Pump	DP865	Water Pump	DP1334	V8 6.6L GAS Naturally Aspirated (VIN G)	
L6 3.3L GAS Naturally Aspirated (VIN T)		V8 6.4L GAS Naturally Aspirated (VIN H)		Water Pump	DP1334
Water Pump	DP865	Water Pump	DP1334	V8 7.0L GAS Naturally Aspirated (VIN Q)	
V8 4.3L GAS Naturally Aspirated (VIN F)		V8 6.4L GAS Naturally Aspirated (VIN P)		Water Pump	DP1334
Water Pump	DP1026	Water Pump	DP1334	V8 7.0L GAS Naturally Aspirated (VIN R)	
V8 4.7L GAS Naturally Aspirated (VIN A)		V8 6.4L GAS Naturally Aspirated (VIN Y)		Water Pump	DP1334
Water Pump	DP1026	Water Pump	DP1334	1963 Comet	
V8 4.7L GAS Naturally Aspirated (VIN C)		V8 6.4L GAS Naturally Aspirated (VIN Z)		L6 2.4L GAS Naturally Aspirated	
Water Pump	DP1026	Water Pump	DP1334	Water Pump	DP865
V8 4.7L GAS Naturally Aspirated (VIN D)		V8 7.0L GAS Naturally Aspirated (VIN Q)		L6 2.4L GAS Naturally Aspirated (VIN S)	
Water Pump	DP1026	Water Pump	DP1334	Water Pump	DP865
V8 4.7L GAS Naturally Aspirated (VIN K)		V8 7.0L GAS Naturally Aspirated (VIN R)		L6 2.8L GAS Naturally Aspirated (VIN U)	
Water Pump	DP1026	Water Pump	DP1334	Water Pump	DP865
V8 7.0L GAS Naturally Aspirated (VIN Q)		1964 Monterey		L6 3.3L GAS Naturally Aspirated (VIN T)	
Water Pump	DP822	V8 6.4L GAS Naturally Aspirated (VIN 9)		Water Pump	DP865
V8 7.0L GAS Naturally Aspirated (VIN R)		V8 6.4L GAS Naturally Aspirated (VIN H)		V8 3.6L GAS Naturally Aspirated (VIN L)	
Water Pump	DP822	Water Pump	DP1334	Water Pump	DP1026
1964 Commuter		V8 6.4L GAS Naturally Aspirated (VIN I)		V8 4.3L GAS Naturally Aspirated (VIN F)	
V8 6.4L GAS Naturally Aspirated (VIN 9)		Water Pump	DP1334	Water Pump	DP1026
Water Pump	DP1334	V8 6.4L GAS Naturally Aspirated (VIN P)		1963 Commuter	
V8 6.4L GAS Naturally Aspirated (VIN H)		Water Pump	DP1334	V8 6.4L GAS Naturally Aspirated (VIN 9)	
Water Pump	DP1334	V8 6.4L GAS Naturally Aspirated (VIN Y)		Water Pump	DP1334
V8 6.4L GAS Naturally Aspirated (VIN P)		Water Pump	DP1334	V8 6.4L GAS Naturally Aspirated (VIN P)	
Water Pump	DP1334	V8 6.4L GAS Naturally Aspirated (VIN Z)		Water Pump	DP1334
V8 6.4L GAS Naturally Aspirated (VIN Y)		Water Pump	DP1334	V8 6.4L GAS Naturally Aspirated (VIN Z)	
Water Pump	DP1334	V8 7.0L GAS Naturally Aspirated (VIN Q)		Water Pump	DP1334
V8 6.4L GAS Naturally Aspirated (VIN Z)		Water Pump	DP1334	V8 6.6L GAS Naturally Aspirated (VIN B)	
Water Pump	DP1334	V8 7.0L GAS Naturally Aspirated (VIN R)		Water Pump	DP1334
V8 7.0L GAS Naturally Aspirated (VIN Q)		Water Pump	DP1334	V8 6.6L GAS Naturally Aspirated (VIN G)	
Water Pump	DP1334	1964 Park Lane		Water Pump	DP1334
V8 7.0L GAS Naturally Aspirated (VIN R)		V8 6.4L GAS Naturally Aspirated (VIN 9)		V8 7.0L GAS Naturally Aspirated (VIN Q)	
Water Pump	DP1334	Water Pump	DP1334	Water Pump	DP1334
V8 7.0L GAS Naturally Aspirated (VIN R)		V8 6.4L GAS Naturally Aspirated (VIN H)		V8 7.0L GAS Naturally Aspirated (VIN R)	
Water Pump	DP1334	Water Pump	DP1334	Water Pump	DP1334
1964 Cyclone		V8 6.4L GAS Naturally Aspirated (VIN P)		1963 Country Cruiser	
L6 3.3L GAS Naturally Aspirated (VIN T)		Water Pump	DP1334	L6 3.3L GAS Naturally Aspirated (VIN T)	
Water Pump	DP865	V8 6.4L GAS Naturally Aspirated (VIN Y)		Water Pump	DP865
V8 4.3L GAS Naturally Aspirated (VIN F)		Water Pump	DP1334	V8 3.6L GAS Naturally Aspirated (VIN L)	
Water Pump	DP1026	V8 6.4L GAS Naturally Aspirated (VIN Z)		Water Pump	DP1026
V8 4.7L GAS Naturally Aspirated (VIN A)		Water Pump	DP1334	V8 4.3L GAS Naturally Aspirated (VIN F)	
Water Pump	DP1026	V8 7.0L GAS Naturally Aspirated (VIN Q)		Water Pump	DP1026
V8 4.7L GAS Naturally Aspirated (VIN C)		Water Pump	DP1334	V8 4.7L GAS Naturally Aspirated (VIN C)	
Water Pump	DP1026	V8 7.0L GAS Naturally Aspirated (VIN R)		Water Pump	DP1026
V8 4.7L GAS Naturally Aspirated (VIN D)		Water Pump	DP1334	V8 6.4L GAS Naturally Aspirated (VIN 9)	
Water Pump	DP1026	1964 Villager		Water Pump	DP1334
V8 4.7L GAS Naturally Aspirated (VIN K)		L6 2.8L GAS Naturally Aspirated (VIN U)		V8 6.4L GAS Naturally Aspirated (VIN P)	
Water Pump	DP1026	Water Pump	DP865	Water Pump	DP1334
V8 7.0L GAS Naturally Aspirated (VIN Q)		L6 3.3L GAS Naturally Aspirated (VIN T)		V8 6.4L GAS Naturally Aspirated (VIN P)	
Water Pump	DP822	Water Pump	DP865	Water Pump	DP1334
V8 7.0L GAS Naturally Aspirated (VIN R)		V8 4.3L GAS Naturally Aspirated (VIN F)		V8 6.4L GAS Naturally Aspirated (VIN Z)	
Water Pump	DP822	Water Pump	DP1026	Water Pump	DP1334
1964 Marauder		V8 4.7L GAS Naturally Aspirated (VIN A)		1963 Marauder	
V8 6.4L GAS Naturally Aspirated (VIN 9)		Water Pump	DP1026	V8 6.4L GAS Naturally Aspirated (VIN 9)	
Water Pump	DP1334	V8 4.7L GAS Naturally Aspirated (VIN C)		Water Pump	DP1334
V8 6.4L GAS Naturally Aspirated (VIN H)		Water Pump	DP1026	V8 6.4L GAS Naturally Aspirated (VIN P)	
Water Pump	DP1334	V8 7.0L GAS Naturally Aspirated (VIN Q)		Water Pump	DP1334
V8 6.4L GAS Naturally Aspirated (VIN P)		Water Pump	DP822	V8 6.4L GAS Naturally Aspirated (VIN Z)	
Water Pump	DP1334	V8 7.0L GAS Naturally Aspirated (VIN R)		Water Pump	DP1334
V8 6.4L GAS Naturally Aspirated (VIN Y)		Water Pump	DP822	V8 6.6L GAS Naturally Aspirated (VIN B)	
Water Pump	DP1334	1963 Colony Park		Water Pump	DP1334
V8 6.4L GAS Naturally Aspirated (VIN Z)		V8 6.4L GAS Naturally Aspirated (VIN 9)		V8 6.6L GAS Naturally Aspirated (VIN G)	
Water Pump	DP1334	Water Pump	DP1334	Water Pump	DP1334

Mercury	
1963 Marauder	
V8 7.0L GAS Naturally Aspirated (VIN Q)	
Water Pump	DP1334
V8 7.0L GAS Naturally Aspirated (VIN R)	
Water Pump	DP1334
1963 Meteor	
L6 2.8L GAS Naturally Aspirated	
Water Pump	DP865
L6 2.8L GAS Naturally Aspirated (VIN U)	
Water Pump	DP865
L6 3.3L GAS Naturally Aspirated (VIN T)	
Water Pump	DP865
V8 3.6L GAS Naturally Aspirated (VIN L)	
Water Pump	DP1026
V8 4.3L GAS Naturally Aspirated (VIN F)	
Water Pump	DP1026
V8 4.7L GAS Naturally Aspirated (VIN C)	
Water Pump	DP1026
V8 4.7L GAS Naturally Aspirated (VIN K)	
Water Pump	DP1026
V8 6.4L GAS Naturally Aspirated (VIN 9)	
Water Pump	DP1334
V8 6.4L GAS Naturally Aspirated (VIN P)	
Water Pump	DP1334
V8 6.4L GAS Naturally Aspirated (VIN Z)	
Water Pump	DP1334
1963 Monterey	
V8 6.4L GAS Naturally Aspirated	
Water Pump	DP1334
V8 6.4L GAS Naturally Aspirated (VIN 9)	
Water Pump	DP1334
V8 6.4L GAS Naturally Aspirated (VIN P)	
Water Pump	DP1334
V8 6.4L GAS Naturally Aspirated (VIN Z)	
Water Pump	DP1334
V8 6.6L GAS Naturally Aspirated (VIN B)	
Water Pump	DP1334
V8 6.6L GAS Naturally Aspirated (VIN G)	
Water Pump	DP1334
V8 7.0L GAS Naturally Aspirated (VIN Q)	
Water Pump	DP1334
V8 7.0L GAS Naturally Aspirated (VIN R)	
Water Pump	DP1334
1963 Villager	
L6 2.4L GAS Naturally Aspirated (VIN S)	
Water Pump	DP865
L6 2.8L GAS Naturally Aspirated (VIN U)	
Water Pump	DP865
L6 3.3L GAS Naturally Aspirated (VIN T)	
Water Pump	DP865
V8 3.6L GAS Naturally Aspirated (VIN L)	
Water Pump	DP1026
V8 4.3L GAS Naturally Aspirated (VIN F)	
Water Pump	DP1026
1962 Colony Park	
V8 5.8L GAS Naturally Aspirated (VIN X)	
Water Pump	DP1334
V8 6.4L GAS Naturally Aspirated (VIN R)	
Water Pump	DP1334
V8 6.4L GAS Naturally Aspirated (VIN Z)	
Water Pump	DP1334
V8 6.6L GAS Naturally Aspirated (VIN B)	
Water Pump	DP1334
V8 6.6L GAS Naturally Aspirated (VIN G)	
Water Pump	DP1334
1962 Comet	
L6 2.4L GAS Naturally Aspirated	
Water Pump	DP865

Mercury	
1962 Comet	
L6 2.4L GAS Naturally Aspirated (VIN D)	
Water Pump	DP865
L6 2.4L GAS Naturally Aspirated (VIN S)	
Water Pump	DP865
L6 2.8L GAS Naturally Aspirated (VIN U)	
Water Pump	DP865
V8 3.6L GAS Naturally Aspirated (VIN L)	
Water Pump	DP1026
V8 4.3L GAS Naturally Aspirated (VIN F)	
Water Pump	DP1026
1962 Commuter	
V8 5.8L GAS Naturally Aspirated (VIN X)	
Water Pump	DP1334
V8 6.4L GAS Naturally Aspirated (VIN R)	
Water Pump	DP1334
V8 6.4L GAS Naturally Aspirated (VIN Z)	
Water Pump	DP1334
V8 6.6L GAS Naturally Aspirated (VIN B)	
Water Pump	DP1334
V8 6.6L GAS Naturally Aspirated (VIN G)	
Water Pump	DP1334
1962 Meteor	
L6 2.8L GAS Naturally Aspirated	
Water Pump	DP865
L6 2.8L GAS Naturally Aspirated (VIN U)	
Water Pump	DP865
V8 3.6L GAS Naturally Aspirated (VIN L)	
Water Pump	DP1026
V8 4.3L GAS Naturally Aspirated (VIN F)	
Water Pump	DP1026
V8 5.8L GAS Naturally Aspirated (VIN X)	
Water Pump	DP1334
V8 6.4L GAS Naturally Aspirated (VIN R)	
Water Pump	DP1334
V8 6.4L GAS Naturally Aspirated (VIN Z)	
Water Pump	DP1334
1962 Monterey	
V8 5.8L GAS Naturally Aspirated (VIN X)	
Water Pump	DP1334
V8 6.4L GAS Naturally Aspirated	
Water Pump	DP1334
V8 6.4L GAS Naturally Aspirated (VIN R)	
Water Pump	DP1334
V8 6.4L GAS Naturally Aspirated (VIN Z)	
Water Pump	DP1334
1962 Villager	
L6 2.4L GAS Naturally Aspirated (VIN D)	
Water Pump	DP865
L6 2.4L GAS Naturally Aspirated (VIN S)	
Water Pump	DP865
L6 2.8L GAS Naturally Aspirated (VIN U)	
Water Pump	DP865
V8 3.6L GAS Naturally Aspirated (VIN L)	
Water Pump	DP1026
V8 4.3L GAS Naturally Aspirated (VIN F)	
Water Pump	DP1026
1961 Colony Park	
V8 5.8L GAS Naturally Aspirated (VIN X)	
Water Pump	DP1334
V8 6.4L GAS Naturally Aspirated (VIN R)	
Water Pump	DP1334
V8 6.4L GAS Naturally Aspirated (VIN Z)	
Water Pump	DP1334

Mercury	
1961 Comet	
L6 2.4L GAS Naturally Aspirated	
Water Pump	DP865
L6 2.4L GAS Naturally Aspirated (VIN D)	
Water Pump	DP865
L6 2.4L GAS Naturally Aspirated (VIN S)	
Water Pump	DP865
L6 2.8L GAS Naturally Aspirated (VIN U)	
Water Pump	DP865
1961 Commuter	
V8 5.8L GAS Naturally Aspirated (VIN X)	
Water Pump	DP1334
V8 6.4L GAS Naturally Aspirated (VIN R)	
Water Pump	DP1334
V8 6.4L GAS Naturally Aspirated (VIN Z)	
Water Pump	DP1334
1961 Meteor	
L6 2.8L GAS Naturally Aspirated (VIN U)	
Water Pump	DP865
V8 5.8L GAS Naturally Aspirated (VIN X)	
Water Pump	DP1334
V8 6.4L GAS Naturally Aspirated (VIN R)	
Water Pump	DP1334
V8 6.4L GAS Naturally Aspirated (VIN Z)	
Water Pump	DP1334
1961 Monterey	
V8 5.8L GAS Naturally Aspirated (VIN X)	
Water Pump	DP1334
V8 6.4L GAS Naturally Aspirated (VIN R)	
Water Pump	DP1334
V8 6.4L GAS Naturally Aspirated (VIN Z)	
Water Pump	DP1334
1960 Comet	
L6 2.4L GAS Naturally Aspirated (VIN D)	
Water Pump	DP865
L6 2.4L GAS Naturally Aspirated (VIN S)	
Water Pump	DP865
Merkur	
1989 Scorpio	
V6 2.9L GAS Naturally Aspirated (VIN V)	
Water Pump	DP825
1989 XR4Ti	
L4 2.3L GAS Turbocharged (VIN W)	
Water Pump	DP1312
1988 Scorpio	
V6 2.9L GAS Naturally Aspirated (VIN V)	
Water Pump	DP825
1988 XR4Ti	
L4 2.3L GAS Turbocharged (VIN W)	
Water Pump	DP1312
1987 XR4Ti	
L4 2.3L GAS Turbocharged (VIN W)	
Water Pump	DP1312
1986 XR4Ti	
L4 2.3L GAS Turbocharged (VIN W)	
Water Pump	DP1312
1985 XR4Ti	
L4 2.3L GAS Turbocharged (VIN W)	
Water Pump	DP1312
MG	
1980 MGB	
L4 1.8L GAS Naturally Aspirated (VIN J)	
Water Pump	DP1097
1979 MGB	
L4 1.8L GAS Naturally Aspirated (VIN H)	
Water Pump	DP1097

MG		Mitsubishi		Mitsubishi	
1978 MGB		2013 Lancer		2010 Eclipse	
L4 1.8L GAS Naturally Aspirated (VIN H)		L4 2.0L GAS Naturally Aspirated (VIN U)		L4 2.4L GAS Naturally Aspirated (VIN F)	
Water Pump	DP1097	Water Pump	DP1016	Water Pump	DP538 ⁹
1977 MGB		L4 2.0L GAS Turbocharged (VIN V)		V6 3.8L GAS Naturally Aspirated (VIN T)	
L4 1.8L GAS Naturally Aspirated (VIN H)		Water Pump	DP1016	Water Pump	DP1323 ^{11,9}
Water Pump	DP1097	L4 2.4L GAS Naturally Aspirated (VIN W)		2010 Endeavor	
1976 MGB		Water Pump DP1016		V6 3.8L GAS Naturally Aspirated (VIN S)	
L4 1.8L GAS Naturally Aspirated (VIN H)		2013 Outlander		Water Pump	DP1323 ^{11,9}
Water Pump	DP1097	L4 2.4L GAS Naturally Aspirated (VIN W)		2010 Galant	
1975 MGB		Water Pump	DP1016	L4 2.4L GAS Naturally Aspirated (VIN F)	
L4 1.8L GAS Naturally Aspirated (VIN H)		V6 3.0L GAS Naturally Aspirated (VIN X)		Water Pump	DP538 ⁹
Water Pump	DP1097	Water Pump	DP1444	2010 Lancer	
1974 MGB		2013 Outlander Sport		L4 2.0L GAS Naturally Aspirated (VIN U)	
L4 1.8L GAS Naturally Aspirated		L4 2.0L GAS Naturally Aspirated (VIN U)		Water Pump	DP1016
Water Pump	DP1097	Water Pump	DP1016	L4 2.0L GAS Turbocharged (VIN V)	
L4 1.8L GAS Naturally Aspirated (VIN H)		2012 Eclipse		Water Pump	DP1016
Water Pump	DP1097	L4 2.4L GAS Naturally Aspirated (VIN F)		L4 2.4L GAS Naturally Aspirated (VIN W)	
1973 MGB		Water Pump	DP538 ⁹	Water Pump	DP1016
L4 1.8L GAS Naturally Aspirated		V6 3.8L GAS Naturally Aspirated (VIN T)		2010 Outlander	
Water Pump	DP1097	Water Pump	DP1323 ^{11,9}	L4 2.4L GAS Naturally Aspirated (VIN W)	
1972 MGB		2012 Galant		Water Pump	DP1016
L4 1.8L GAS Naturally Aspirated		L4 2.4L GAS Naturally Aspirated (VIN F)		V6 3.0L GAS Naturally Aspirated (VIN X)	
Water Pump	DP1097	Water Pump	DP538 ⁹	Water Pump	DP538
Mini		2012 Lancer		2009 Eclipse	
2008 Cooper		L4 2.0L GAS Naturally Aspirated (VIN U)		L4 2.4L GAS Naturally Aspirated (VIN F)	
L4 1.6L GAS Naturally Aspirated		Water Pump	DP1016	Water Pump	DP538 ⁹
Water Pump	DP277	L4 2.0L GAS Turbocharged (VIN V)		V6 3.8L GAS Naturally Aspirated (VIN T)	
L4 1.6L GAS Supercharged		Water Pump	DP1016	Water Pump	DP1323 ^{11,9}
Water Pump	DP277	L4 2.4L GAS Naturally Aspirated (VIN W)		2009 Galant	
L4 1.6L GAS Turbocharged		Water Pump	DP1016	L4 2.4L GAS Naturally Aspirated (VIN F)	
Water Pump	DP277	2012 Outlander		Water Pump	DP538 ⁹
2007 Cooper		L4 2.4L GAS Naturally Aspirated (VIN W)		V6 3.8L GAS Naturally Aspirated (VIN S)	
L4 1.6L GAS Naturally Aspirated		Water Pump	DP1016	Water Pump	DP1323 ^{11,9}
Water Pump	DP277	V6 3.0L GAS Naturally Aspirated (VIN X)		V6 3.8L GAS Naturally Aspirated (VIN T)	
L4 1.6L GAS Supercharged		Water Pump	DP1444	Water Pump	DP1323 ^{11,9}
Water Pump	DP277	2012 Outlander Sport		2009 Lancer	
L4 1.6L GAS Turbocharged		L4 2.0L GAS Naturally Aspirated (VIN U)		L4 2.0L GAS Naturally Aspirated (VIN U)	
Water Pump	DP277	Water Pump	DP1016	Water Pump	DP1016
2006 Cooper		2011 Eclipse		L4 2.0L GAS Turbocharged (VIN V)	
L4 1.6L GAS Supercharged		L4 2.4L GAS Naturally Aspirated (VIN F)		Water Pump	DP1016
Water Pump	DP277	Water Pump DP538 ⁹		L4 2.4L GAS Naturally Aspirated (VIN W)	
2005 Cooper		V6 3.8L GAS Naturally Aspirated (VIN T)		Water Pump	DP1016
L4 1.6L GAS Supercharged		Water Pump	DP1323 ^{11,9}	2009 Outlander	
Water Pump	DP277	2011 Endeavor		L4 2.4L GAS Naturally Aspirated (VIN W)	
2004 Cooper		V6 3.8L GAS Naturally Aspirated (VIN S)		Water Pump	DP1016
L4 1.6L GAS Supercharged		Water Pump	DP1323 ^{11,9}	V6 3.0L GAS Naturally Aspirated (VIN X)	
Water Pump	DP277	2011 Galant		Water Pump	DP538
2003 Cooper		L4 2.4L GAS Naturally Aspirated (VIN F)		2009 Raider	
L4 1.6L GAS Supercharged		Water Pump	DP538 ⁹	V6 3.7L GAS Naturally Aspirated (VIN K)	
Water Pump	DP277	2011 Lancer		Water Pump	DP962
2002 Cooper		L4 2.0L GAS Naturally Aspirated (VIN U)		2008 Eclipse	
L4 1.6L GAS Supercharged		Water Pump	DP1016	L4 2.4L GAS Naturally Aspirated (VIN F)	
Water Pump	DP277	L4 2.0L GAS Turbocharged (VIN V)		Water Pump	DP538 ⁹
Mitsubishi		Water Pump	DP1016	V6 3.8L GAS Naturally Aspirated (VIN T)	
2014 Lancer		L4 2.4L GAS Naturally Aspirated (VIN W)		Water Pump	DP1323 ^{11,9}
L4 2.0L GAS Naturally Aspirated (VIN U)		Water Pump	DP1016	2008 Endeavor	
Water Pump	DP1016	2011 Outlander		V6 3.8L GAS Naturally Aspirated (VIN S)	
L4 2.0L GAS Turbocharged (VIN V)		L4 2.4L GAS Naturally Aspirated (VIN W)		Water Pump	DP1323 ^{11,9}
Water Pump	DP1016	Water Pump	DP1016	2008 Galant	
L4 2.4L GAS Naturally Aspirated (VIN W)		V6 3.0L GAS Naturally Aspirated (VIN X)		L4 2.4L GAS Naturally Aspirated (VIN F)	
Water Pump	DP1016	Water Pump	DP538	Water Pump	DP538 ⁹
2014 Outlander		2011 Outlander Sport		V6 3.8L GAS Naturally Aspirated (VIN T)	
L4 2.4L GAS Naturally Aspirated (VIN 3)		L4 2.0L GAS Naturally Aspirated (VIN U)		Water Pump	DP1323 ^{11,9}
Water Pump	DP1016	Water Pump	DP1016	2008 Lancer	
2014 Outlander Sport		2011 RVR		L4 2.0L GAS Naturally Aspirated (VIN U)	
L4 2.0L GAS Naturally Aspirated (VIN U)		L4 2.0L GAS Naturally Aspirated (VIN U)		Water Pump	DP1016
Water Pump	DP1016	Water Pump	DP1016	L4 2.0L GAS Turbocharged (VIN V)	
				Water Pump	DP1016

Mitsubishi	
2008 Outlander	
L4 2.4L GAS Naturally Aspirated (VIN W)	
Water Pump	DP1016
V6 3.0L GAS Naturally Aspirated (VIN X)	
Water Pump	DP538
2008 Raider	
V6 3.7L GAS Naturally Aspirated (VIN K)	
Water Pump	DP962
2007 Eclipse	
L4 2.4L GAS Naturally Aspirated (VIN F)	
Water Pump	DP538 ⁹
V6 3.8L GAS Naturally Aspirated (VIN T)	
Water Pump	DP1323 ^{11,9}
2007 Endeavor	
V6 3.8L GAS Naturally Aspirated (VIN S)	
Water Pump	DP1323 ^{11,9}
2007 Galant	
L4 2.4L GAS Naturally Aspirated (VIN F)	
Water Pump	DP538 ⁹
V6 3.8L GAS Naturally Aspirated (VIN S)	
Water Pump	DP1323 ^{11,9}
V6 3.8L GAS Naturally Aspirated (VIN T)	
Water Pump	DP1323 ^{11,9}
2007 Lancer	
L4 2.0L GAS Naturally Aspirated (VIN E)	
Water Pump	DP242 ^{11,9}
2007 Outlander	
V6 3.0L GAS Naturally Aspirated (VIN X)	
Water Pump	DP538
2007 Raider	
V6 3.7L GAS Naturally Aspirated (VIN K)	
Water Pump	DP962
V8 4.7L GAS Naturally Aspirated (VIN N)	
Water Pump	DP962
2006 Eclipse	
L4 2.4L GAS Naturally Aspirated (VIN F)	
Water Pump	DP538 ⁹
V6 3.8L GAS Naturally Aspirated (VIN T)	
Water Pump	DP1323 ^{11,9}
2006 Endeavor	
V6 3.8L GAS Naturally Aspirated (VIN S)	
Water Pump	DP1323 ^{11,9}
2006 Galant	
L4 2.4L GAS Naturally Aspirated (VIN F)	
Water Pump	DP538 ⁹
V6 3.8L GAS Naturally Aspirated (VIN S)	
Water Pump	DP1323 ^{11,9}
2006 Lancer	
L4 2.0L GAS Naturally Aspirated (VIN E)	
Water Pump	DP242 ^{11,9}
L4 2.0L GAS Turbocharged (VIN C)	
Water Pump	DP242 ⁹
L4 2.4L GAS Naturally Aspirated (VIN F)	
Water Pump	DP538 ⁹
2006 Montero	
V6 3.8L GAS Naturally Aspirated (VIN S)	
Water Pump	DP927 ^{11,9}
2006 Outlander	
L4 2.4L GAS Naturally Aspirated (VIN F)	
Water Pump	DP538 ⁹
2006 Raider	
V6 3.7L GAS Naturally Aspirated (VIN K)	
Water Pump	DP962
V8 4.7L GAS Naturally Aspirated (VIN N)	
Water Pump	DP962
2005 Eclipse	
L4 2.4L GAS Naturally Aspirated (VIN G)	
Water Pump	DP735 ⁹

Mitsubishi	
2005 Eclipse	
V6 3.0L GAS Naturally Aspirated (VIN H)	
Water Pump	DP1323 ^{11,9}
2005 Endeavor	
V6 3.8L GAS Naturally Aspirated (VIN S)	
Water Pump	DP1323 ^{11,9}
2005 Galant	
L4 2.4L GAS Naturally Aspirated (VIN F)	
Water Pump	DP538 ^{11,9}
V6 3.8L GAS Naturally Aspirated (VIN S)	
Water Pump	DP1323 ^{11,9}
2005 Lancer	
L4 2.0L GAS Naturally Aspirated (VIN E)	
Water Pump	DP242 ^{11,9}
L4 2.0L GAS Turbocharged (VIN D)	
Water Pump	DP242 ⁹
L4 2.4L GAS Naturally Aspirated (VIN F)	
Water Pump	DP538 ⁹
2005 Montero	
V6 3.8L GAS Naturally Aspirated	
Water Pump	DP927 ^{11,9}
2005 Outlander	
L4 2.4L GAS Naturally Aspirated (VIN F)	
Water Pump	DP538 ⁹
2004 Diamante	
V6 3.5L GAS Naturally Aspirated (VIN P)	
Water Pump	DP1323 ^{11,9}
2004 Eclipse	
L4 2.4L GAS Naturally Aspirated (VIN G)	
Water Pump	DP735 ⁹
2004 Galant	
L4 2.4L GAS Naturally Aspirated	
Water Pump	DP538 ⁹
2004 Lancer	
L4 2.0L GAS Naturally Aspirated	
Water Pump	DP242 ^{11,9}
L4 2.0L GAS Turbocharged	
Water Pump	DP242 ⁹
L4 2.4L GAS Naturally Aspirated	
Water Pump	DP538 ⁹
2004 Montero	
V6 3.8L GAS Naturally Aspirated	
Water Pump	DP927 ^{11,9}
2004 Montero Sport	
V6 3.5L GAS Naturally Aspirated (VIN R)	
Water Pump	DP916 ^{11,9}
2004 Outlander	
L4 2.4L GAS Naturally Aspirated	
Water Pump	DP538 ⁹
2003 Diamante	
V6 3.5L GAS Naturally Aspirated (VIN P)	
Water Pump	DP1323 ^{11,9}
2003 Eclipse	
L4 2.4L GAS Naturally Aspirated (VIN G)	
Water Pump	DP735 ⁹
V6 3.0L GAS Naturally Aspirated	
Water Pump	DP1323 ^{11,9}
V6 3.0L GAS Naturally Aspirated (VIN H)	
Water Pump	DP1323 ^{11,9}
2003 Galant	
L4 2.4L GAS Naturally Aspirated (VIN G)	
Water Pump	DP735 ⁹
V6 3.0L GAS Naturally Aspirated (VIN H)	
Water Pump	DP1323 ^{11,9}
2003 Lancer	
L4 2.0L GAS Naturally Aspirated	
Water Pump	DP242 ^{11,9}
L4 2.0L GAS Turbocharged	
Water Pump	DP242 ⁹

Mitsubishi	
2003 Montero	
V6 3.8L GAS Naturally Aspirated	
Water Pump	DP927 ^{11,9}
2003 Montero Sport	
V6 3.0L GAS Naturally Aspirated (VIN H)	
Water Pump	DP916 ^{11,9}
V6 3.5L GAS Naturally Aspirated (VIN R)	
Water Pump	DP916 ^{11,9}
2003 Outlander	
L4 2.4L GAS Naturally Aspirated	
Water Pump	DP1251 ⁹
2002 Diamante	
V6 3.5L GAS Naturally Aspirated (VIN P)	
Water Pump	DP1323 ^{11,9}
2002 Eclipse	
L4 2.4L GAS Naturally Aspirated (VIN G)	
Water Pump	DP735 ⁹
V6 3.0L GAS Naturally Aspirated (VIN H)	
Water Pump	DP1323 ^{11,9}
2002 Galant	
L4 2.4L GAS Naturally Aspirated (VIN G)	
Water Pump	DP735 ⁹
V6 3.0L GAS Naturally Aspirated (VIN L)	
Water Pump	DP1323 ^{11,9}
2002 Lancer	
L4 2.0L GAS Naturally Aspirated	
Water Pump	DP242 ^{11,9}
2002 Mirage	
L4 1.5L GAS Naturally Aspirated (VIN A)	
Water Pump	DP419 ⁹
L4 1.8L GAS Naturally Aspirated (VIN C)	
Water Pump	DP242 ^{11,9}
2002 Montero	
V6 3.5L GAS Naturally Aspirated (VIN R)	
Water Pump	DP927 ^{11,9}
2002 Montero Sport	
V6 3.0L GAS Naturally Aspirated (VIN H)	
Water Pump	DP916 ^{11,9}
V6 3.5L GAS Naturally Aspirated (VIN R)	
Water Pump	DP916 ^{11,9}
2001 Diamante	
V6 3.5L GAS Naturally Aspirated (VIN P)	
Water Pump	DP1323 ^{11,9}
2001 Eclipse	
L4 2.4L GAS Naturally Aspirated (VIN G)	
Water Pump	DP735 ⁹
V6 3.0L GAS Naturally Aspirated (VIN H)	
Water Pump	DP1323 ^{11,9}
2001 Galant	
L4 2.4L GAS Naturally Aspirated (VIN G)	
Water Pump	DP735 ⁹
V6 3.0L GAS Naturally Aspirated (VIN H)	
Water Pump	DP1323 ^{11,9}
2001 Mirage	
L4 1.5L GAS Naturally Aspirated (VIN A)	
Water Pump	DP419 ⁹
L4 1.8L GAS Naturally Aspirated (VIN C)	
Water Pump	DP242 ^{11,9}
2001 Montero	
V6 3.5L GAS Naturally Aspirated (VIN R)	
Water Pump	DP927 ^{11,9}
2001 Montero Sport	
V6 3.0L GAS Naturally Aspirated (VIN H)	
Water Pump	DP916 ^{11,9}
V6 3.5L GAS Naturally Aspirated (VIN R)	
Water Pump	DP916 ^{11,9}
2000 Diamante	
V6 3.5L GAS Naturally Aspirated	
Water Pump	DP1323 ^{11,9}

Mitsubishi		Mitsubishi		Mitsubishi	
2000 Eclipse		1998 Montero Sport		1994 3000GT	
L4 2.4L GAS Naturally Aspirated (VIN G)		V6 3.0L GAS Naturally Aspirated (VIN P)		V6 3.0L GAS Naturally Aspirated (VIN J)	
Water Pump	DP735 ⁹	Water Pump	DP916 ^{11,9}	Water Pump	DP630 ^{11,9}
V6 3.0L GAS Naturally Aspirated (VIN L)		1997 Diamante		V6 3.0L GAS Turbocharged (VIN K)	
Water Pump	DP1323 ^{11,9}	V6 3.5L GAS Naturally Aspirated (VIN P)		Water Pump DP630 ^{11,9}	
2000 Galant		Water Pump DP1323 ^{11,9}		1994 Eclipse	
L4 2.4L GAS Naturally Aspirated (VIN G)		1997 Eclipse		L4 1.8L GAS Naturally Aspirated (VIN B)	
Water Pump	DP735 ⁹	L4 2.4L GAS Naturally Aspirated (VIN G)		Water Pump DP1088 ⁹	
V6 3.0L GAS Naturally Aspirated (VIN L)		Water Pump DP575 ⁹		L4 2.0L GAS Naturally Aspirated (VIN E)	
Water Pump	DP1323 ^{11,9}	1997 Galant		Water Pump DP591 ⁹	
2000 Mirage		L4 2.4L GAS Naturally Aspirated (VIN G)		L4 2.0L GAS Turbocharged (VIN F)	
L4 1.5L GAS Naturally Aspirated (VIN A)		Water Pump DP575 ⁹		Water Pump DP591 ⁹	
Water Pump	DP419 ⁹	1997 Mirage		1994 Expo	
L4 1.8L GAS Naturally Aspirated (VIN C)		L4 1.5L GAS Naturally Aspirated (VIN A)		L4 2.4L GAS Naturally Aspirated (VIN G)	
Water Pump	DP242 ^{11,9}	Water Pump DP419 ⁹		Water Pump DP575 ⁹	
2000 Montero		L4 1.8L GAS Naturally Aspirated (VIN C)		1994 Expo LRV	
V6 3.5L GAS Naturally Aspirated (VIN R)		Water Pump DP242 ^{11,9}		L4 1.8L GAS Naturally Aspirated (VIN C)	
Water Pump	DP916 ^{11,9}	1997 Montero		Water Pump DP235 ^{11,9}	
2000 Montero Sport		V6 3.5L GAS Naturally Aspirated (VIN R)		L4 2.4L GAS Naturally Aspirated (VIN G)	
V6 3.0L GAS Naturally Aspirated (VIN H)		Water Pump DP916 ^{11,9}		Water Pump DP575 ⁹	
Water Pump	DP916 ^{11,9}	1997 Montero Sport		1994 Galant	
V6 3.5L GAS Naturally Aspirated (VIN R)		L4 2.4L GAS Naturally Aspirated (VIN G)		L4 2.4L GAS Naturally Aspirated	
Water Pump	DP916 ^{11,9}	Water Pump DP668 ⁹		Water Pump DP575 ⁹	
1999 Diamante		V6 3.0L GAS Naturally Aspirated (VIN P)		L4 2.4L GAS Naturally Aspirated (VIN G)	
V6 3.5L GAS Naturally Aspirated		Water Pump DP916 ^{11,9}		Water Pump DP575 ⁹	
Water Pump	DP1323 ^{11,9}	1996 3000GT		1994 Mighty Max	
1999 Eclipse		V6 3.0L GAS Naturally Aspirated (VIN J)		L4 2.4L GAS Naturally Aspirated (VIN G)	
L4 2.4L GAS Naturally Aspirated		Water Pump DP630 ^{11,9}		Water Pump DP648 ⁹	
Water Pump	DP575 ⁹	V6 3.0L GAS Turbocharged (VIN K)		1994 Mirage	
1999 Galant		Water Pump DP630 ^{11,9}		L4 1.5L GAS Naturally Aspirated (VIN A)	
L4 2.4L GAS Naturally Aspirated		1996 Eclipse		Water Pump DP367 ⁹	
Water Pump	DP735 ⁹	L4 2.4L GAS Naturally Aspirated (VIN G)		L4 1.8L GAS Naturally Aspirated (VIN C)	
V6 3.0L GAS Naturally Aspirated		Water Pump DP575 ⁹		Water Pump DP235 ^{11,9}	
Water Pump	DP1323 ^{11,9}	1996 Galant		1994 Precis	
1999 Mirage		L4 2.4L GAS Naturally Aspirated (VIN G)		L4 1.5L GAS Naturally Aspirated (VIN J)	
L4 1.5L GAS Naturally Aspirated		Water Pump DP575 ⁹		Water Pump DP367 ⁹	
Water Pump	DP419 ⁹	1996 Mighty Max		1993 3000GT	
L4 1.8L GAS Naturally Aspirated		L4 2.4L GAS Naturally Aspirated (VIN G)		V6 3.0L GAS Naturally Aspirated (VIN J)	
Water Pump	DP242 ^{11,9}	Water Pump DP648 ⁹		Water Pump DP630 ^{11,9}	
1999 Montero		L4 1.5L GAS Naturally Aspirated (VIN A)		V6 3.0L GAS Turbocharged (VIN K)	
V6 3.5L GAS Naturally Aspirated		Water Pump DP367 ⁹		Water Pump DP630 ^{11,9}	
Water Pump	DP916 ^{11,9}	L4 1.8L GAS Naturally Aspirated (VIN C)		1993 Eclipse	
1999 Montero Sport		Water Pump DP235 ^{11,9}		L4 1.8L GAS Naturally Aspirated (VIN B)	
L4 2.4L GAS Naturally Aspirated		1996 Montero		Water Pump DP1088 ⁹	
Water Pump	DP668 ⁹	V6 3.0L GAS Naturally Aspirated (VIN H)		L4 2.0L GAS Naturally Aspirated (VIN E)	
V6 3.0L GAS Naturally Aspirated		Water Pump DP916 ^{11,9}		Water Pump DP591 ⁹	
Water Pump	DP916 ^{11,9}	1995 3000GT		L4 2.0L GAS Turbocharged (VIN F)	
V6 3.5L GAS Naturally Aspirated		V6 3.0L GAS Naturally Aspirated (VIN J)		Water Pump DP591 ⁹	
Water Pump	DP916 ^{11,9}	Water Pump DP630 ^{11,9}		1993 Expo	
1998 Diamante		V6 3.0L GAS Turbocharged (VIN K)		L4 2.4L GAS Naturally Aspirated (VIN G)	
V6 3.5L GAS Naturally Aspirated (VIN P)		Water Pump DP630 ^{11,9}		Water Pump DP575 ⁹	
Water Pump	DP1323 ^{11,9}	1995 Expo		1993 Expo LRV	
1998 Eclipse		L4 2.4L GAS Naturally Aspirated (VIN G)		L4 2.4L GAS Naturally Aspirated (VIN G)	
L4 2.4L GAS Naturally Aspirated (VIN G)		Water Pump DP575 ⁹		Water Pump DP575 ⁹	
Water Pump	DP575 ⁹	1995 Galant		1993 Galant	
1998 Galant		L4 2.4L GAS Naturally Aspirated (VIN G)		L4 2.0L GAS Naturally Aspirated (VIN D)	
L4 2.4L GAS Naturally Aspirated (VIN G)		Water Pump DP575 ⁹		Water Pump DP575 ⁹	
Water Pump	DP575 ⁹	1995 Mighty Max		1993 Mighty Max	
1998 Mirage		L4 2.4L GAS Naturally Aspirated (VIN G)		L4 2.4L GAS Naturally Aspirated (VIN G)	
L4 1.5L GAS Naturally Aspirated (VIN A)		Water Pump DP648 ⁹		Water Pump DP648 ⁹	
Water Pump	DP419 ⁹	1995 Mirage		1993 Mirage	
L4 1.8L GAS Naturally Aspirated (VIN C)		L4 1.5L GAS Naturally Aspirated (VIN A)		L4 1.5L GAS Naturally Aspirated (VIN A)	
Water Pump	DP242 ^{11,9}	Water Pump DP367 ⁹		Water Pump DP367 ⁹	
1998 Montero		L4 1.8L GAS Naturally Aspirated (VIN C)		1993 Precis	
V6 3.5L GAS Naturally Aspirated (VIN R)		Water Pump DP235 ^{11,9}		L4 1.5L GAS Naturally Aspirated (VIN J)	
Water Pump	DP916 ^{11,9}	1995 Montero		Water Pump DP367 ⁹	
1998 Montero Sport		V6 3.0L GAS Naturally Aspirated (VIN H)		1992 3000GT	
L4 2.4L GAS Naturally Aspirated (VIN G)		Water Pump DP916 ^{11,9}		V6 3.0L GAS Naturally Aspirated (VIN B)	
Water Pump	DP668 ⁹	Water Pump DP916 ^{11,9}		Water Pump DP630 ^{11,9}	

9 Interference Engine 11 Water Pump Driven by Timing Belt 27 It is recommended that the FAN CLUTCH for this application be replaced. 28 Failure to inspect or replace worn or defective fan clutch may void warranty
29 Heavy Duty option is for performance enhanced engines/severe duty applications

Mitsubishi	
1992 3000GT	
V6 3.0L GAS Turbocharged (VIN C)	
Water Pump	DP630 ^{11,9}
1992 Eclipse	
L4 1.8L GAS Naturally Aspirated (VIN T)	
Water Pump	DP1088 ⁹
L4 2.0L GAS Naturally Aspirated (VIN R)	
Water Pump	DP591 ⁹
L4 2.0L GAS Turbocharged (VIN U)	
Water Pump	DP591 ⁹
1992 Expo LRV	
L4 1.8L GAS Naturally Aspirated (VIN D)	
Water Pump	DP235 ^{11,9}
1992 Mighty Max	
L4 2.4L GAS Naturally Aspirated (VIN W)	
Water Pump	DP648 ⁹
1992 Mirage	
L4 1.5L GAS Naturally Aspirated (VIN A)	
Water Pump	DP367 ⁹
1992 Precis	
L4 1.5L GAS Naturally Aspirated (VIN J)	
Water Pump	DP367 ⁹
1991 3000GT	
V6 3.0L GAS Naturally Aspirated (VIN B)	
Water Pump	DP630 ^{11,9}
V6 3.0L GAS Turbocharged (VIN C)	
Water Pump	DP630 ^{11,9}
1991 Eclipse	
L4 1.8L GAS Naturally Aspirated (VIN T)	
Water Pump	DP1088 ⁹
L4 2.0L GAS Naturally Aspirated (VIN R)	
Water Pump	DP591 ⁹
L4 2.0L GAS Turbocharged (VIN U)	
Water Pump	DP591 ⁹
1991 Mighty Max	
L4 2.4L GAS Naturally Aspirated (VIN W)	
Water Pump	DP648 ⁹
1991 Mirage	
L4 1.5L GAS Naturally Aspirated (VIN A)	
Water Pump	DP367 ⁹
1991 Precis	
L4 1.5L GAS Naturally Aspirated (VIN J)	
Water Pump	DP367 ⁹
1990 Eclipse	
L4 1.8L GAS Naturally Aspirated (VIN T)	
Water Pump	DP1088 ⁹
L4 2.0L GAS Naturally Aspirated (VIN R)	
Water Pump	DP591 ⁹
L4 2.0L GAS Turbocharged (VIN U)	
Water Pump	DP591 ⁹
1990 Mighty Max	
L4 2.4L GAS Naturally Aspirated (VIN W)	
Water Pump	DP648 ⁹
1990 Mirage	
L4 1.5L GAS Naturally Aspirated (VIN X)	
Water Pump	DP367 ⁹
1990 Precis	
L4 1.5L GAS Naturally Aspirated (VIN J)	
Water Pump	DP367 ⁹
1990 Van	
L4 2.4L GAS Naturally Aspirated (VIN W)	
Water Pump	DP648
1989 Mighty Max	
L4 2.0L GAS Naturally Aspirated (VIN D)	
Water Pump	DP648 ⁹
L4 2.6L GAS Naturally Aspirated (VIN E)	
Water Pump	DP1328

Mitsubishi	
1989 Mirage	
L4 1.5L GAS Naturally Aspirated (VIN X)	
Water Pump	DP367 ⁹
1989 Montero	
L4 2.6L GAS Naturally Aspirated (VIN E)	
Water Pump	DP1328
1989 Precis	
L4 1.5L GAS Naturally Aspirated (VIN J)	
Water Pump	DP367 ⁹
1989 Van	
L4 2.4L GAS Naturally Aspirated (VIN W)	
Water Pump	DP648
1988 Mighty Max	
L4 2.0L GAS Naturally Aspirated (VIN D)	
Water Pump	DP648 ⁹
L4 2.6L GAS Naturally Aspirated (VIN E)	
Water Pump	DP1328
1988 Mirage	
L4 1.5L GAS Naturally Aspirated (VIN K)	
Water Pump	DP367 ⁹
L4 1.6L GAS Turbocharged (VIN F)	
Water Pump	DP1088 ⁹
1988 Montero	
L4 2.6L GAS Naturally Aspirated (VIN E)	
Water Pump	DP1328
1988 Precis	
L4 1.5L GAS Naturally Aspirated (VIN J)	
Water Pump	DP367 ⁹
1988 Van	
L4 2.4L GAS Naturally Aspirated (VIN L)	
Water Pump	DP648
1987 Mighty Max	
L4 2.0L GAS Naturally Aspirated (VIN D)	
Water Pump	DP648 ⁹
L4 2.6L GAS Naturally Aspirated (VIN E)	
Water Pump	DP1328
1987 Mirage	
L4 1.5L GAS Naturally Aspirated (VIN K)	
Water Pump	DP367 ⁹
L4 1.6L GAS Turbocharged (VIN F)	
Water Pump	DP1088 ⁹
1987 Montero	
L4 2.6L GAS Naturally Aspirated (VIN E)	
Water Pump	DP1328
1987 Precis	
L4 1.5L GAS Naturally Aspirated (VIN J)	
Water Pump	DP367 ⁹
1987 Van	
L4 2.4L GAS Naturally Aspirated (VIN L)	
Water Pump	DP648
1986 Mighty Max	
L4 2.0L GAS Naturally Aspirated (VIN D)	
Water Pump	DP648 ⁹
L4 2.6L GAS Naturally Aspirated (VIN E)	
Water Pump	DP1328
1986 Mirage	
L4 1.5L GAS Naturally Aspirated (VIN K)	
Water Pump	DP367 ⁹
L4 1.6L GAS Turbocharged (VIN F)	
Water Pump	DP1088 ⁹
1986 Montero	
L4 2.6L GAS Naturally Aspirated (VIN E)	
Water Pump	DP1328
1985 Mighty Max	
L4 2.0L GAS Naturally Aspirated (VIN D)	
Water Pump	DP648 ⁹
L4 2.6L GAS Naturally Aspirated (VIN E)	
Water Pump	DP1328

Mitsubishi	
1985 Mirage	
L4 1.5L GAS Naturally Aspirated (VIN K)	
Water Pump	DP367 ⁹
L4 1.6L GAS Turbocharged (VIN F)	
Water Pump	DP1088 ⁹
1985 Montero	
L4 2.6L GAS Naturally Aspirated (VIN E)	
Water Pump	DP1328
1984 Mighty Max	
L4 2.0L GAS Naturally Aspirated (VIN D)	
Water Pump	DP648 ⁹
L4 2.6L GAS Naturally Aspirated (VIN E)	
Water Pump	DP1328
1984 Montero	
L4 2.6L GAS Naturally Aspirated (VIN E)	
Water Pump	DP1328
1984 Starion	
L4 2.6L GAS Turbocharged (VIN H)	
Water Pump	DP1328
1983 Mighty Max	
L4 2.0L GAS Naturally Aspirated (VIN 5)	
Water Pump	DP648 ⁹
L4 2.6L GAS Naturally Aspirated (VIN 7)	
Water Pump	DP1328
1983 Montero	
L4 2.6L GAS Naturally Aspirated (VIN 7)	
Water Pump	DP1328
1983 Starion	
L4 2.6L GAS Turbocharged (VIN 7)	
Water Pump	DP1328
Nissan	
2018 370Z	
V6 3.7L GAS Naturally Aspirated	
Water Pump	DP1004
2018 Altima	
V6 3.5L GAS Naturally Aspirated	
Water Pump	DP1118
2018 Armada	
V8 5.6L GAS Naturally Aspirated	
Water Pump	DP860
2018 Frontier	
V6 4.0L FLEX Naturally Aspirated	
Water Pump	DP1004
V6 4.0L GAS Naturally Aspirated	
Water Pump	DP1004
2017 Altima	
V6 3.5L GAS Naturally Aspirated	
Water Pump	DP1118
2017 Armada	
V8 5.6L GAS Naturally Aspirated	
Water Pump	DP860
2017 Frontier	
L4 2.5L GAS Naturally Aspirated	
Water Pump	DP1436
V6 4.0L GAS Naturally Aspirated	
Water Pump	DP1004
2017 Maxima	
V6 3.5L GAS Naturally Aspirated	
Water Pump	DP1118
2017 Murano	
V6 3.5L GAS Naturally Aspirated (VIN A)	
Water Pump	DP1118
2017 NV1500	
V6 4.0L GAS Naturally Aspirated	
Water Pump	DP1004
2017 NV2500	
V6 4.0L GAS Naturally Aspirated	
Water Pump	DP1004

Nissan	Nissan	Nissan
2017 NV2500	2015 NV2500	2014 Pathfinder
V8 5.6L GAS Naturally Aspirated	V6 4.0L GAS Naturally Aspirated	V6 3.5L GAS Naturally Aspirated
Water Pump DP860	Water Pump DP1004	Water Pump DP1118
2017 NV3500	V8 5.6L GAS Naturally Aspirated	2014 Quest
V6 4.0L GAS Naturally Aspirated	Water Pump DP860	V6 3.5L GAS Naturally Aspirated
Water Pump DP1004	2015 NV3500	Water Pump DP1118
V8 5.6L GAS Naturally Aspirated	V6 4.0L GAS Naturally Aspirated	2014 Titan
Water Pump DP860	Water Pump DP1004	V8 5.6L FLEX Naturally Aspirated
2017 Titan	V8 5.6L GAS Naturally Aspirated	Water Pump DP860
V8 5.6L GAS Naturally Aspirated	Water Pump DP860	V8 5.6L GAS Naturally Aspirated
Water Pump DP860	2015 Pathfinder	Water Pump DP860
2017 Titan XD	V6 3.5L GAS Naturally Aspirated	2014 Xterra
V8 5.6L GAS Naturally Aspirated	Water Pump DP1118	V6 4.0L GAS Naturally Aspirated
Water Pump DP860	2015 Quest	Water Pump DP1004
2016 Altima	V6 3.5L GAS Naturally Aspirated	2013 370Z
V6 3.5L GAS Naturally Aspirated	Water Pump DP1118	V6 3.7L GAS Naturally Aspirated
Water Pump DP1118	2015 Rogue Select	Water Pump DP1004
2016 Frontier	L4 2.5L GAS Naturally Aspirated	2013 Altima
L4 2.5L GAS Naturally Aspirated	Water Pump DP453	L4 2.5L GAS Naturally Aspirated
Water Pump DP1436	2015 Titan	Water PumpCoupe DP453
V6 4.0L GAS Naturally Aspirated	V8 5.6L FLEX Naturally Aspirated	V6 3.5L GAS Naturally Aspirated
Water Pump DP1004	Water Pump DP860	Water Pump DP1118
2016 Maxima	V8 5.6L GAS Naturally Aspirated	2013 Armada
V6 3.5L GAS Naturally Aspirated	Water Pump DP860	V8 5.6L FLEX Naturally Aspirated
Water Pump DP1118	2015 Xterra	Water Pump DP860
2016 Murano	V6 4.0L GAS Naturally Aspirated	V8 5.6L GAS Naturally Aspirated
V6 3.5L GAS Naturally Aspirated (VIN A)	Water Pump DP1004	Water Pump DP860
Water Pump DP1118	2014 370Z	2013 Cube
2016 NV1500	V6 3.7L GAS Naturally Aspirated	L4 1.8L GAS Naturally Aspirated
V6 4.0L GAS Naturally Aspirated	Water Pump DP1004	Water Pump DP459
Water Pump DP1004	2014 Altima	2013 Frontier
2016 NV2500	V6 3.5L GAS Naturally Aspirated	L4 2.5L GAS Naturally Aspirated
V6 4.0L GAS Naturally Aspirated	Water Pump DP1118	Water Pump DP1436
Water Pump DP1004	2014 Armada	V6 4.0L GAS Naturally Aspirated
V8 5.6L GAS Naturally Aspirated	V8 5.6L FLEX Naturally Aspirated	Water Pump DP1004
Water Pump DP860	Water Pump DP860	2013 GT-R
2016 NV3500	V8 5.6L GAS Naturally Aspirated	V6 3.8L GAS Turbocharged
V6 4.0L GAS Naturally Aspirated	Water Pump DP860	Water Pump DP1004
Water Pump DP1004	2014 Cube	2013 Maxima
V8 5.6L GAS Naturally Aspirated	L4 1.8L GAS Naturally Aspirated	V6 3.5L GAS Naturally Aspirated
Water Pump DP860	Water Pump DP459	Water Pump DP1118
2016 Pathfinder	2014 Frontier	2013 Murano
V6 3.5L GAS Naturally Aspirated	L4 2.5L GAS Naturally Aspirated	V6 3.5L GAS Naturally Aspirated (VIN A)
Water Pump DP1118	Water Pump DP1436	Water Pump DP1118
2016 Quest	V6 4.0L GAS Naturally Aspirated	2013 NV1500
V6 3.5L GAS Naturally Aspirated	Water Pump DP1004	V6 4.0L GAS Naturally Aspirated
Water Pump DP1118	2014 GT-R	Water Pump DP1004
2016 Titan XD	V6 3.8L GAS Turbocharged	2013 NV200
V8 5.6L GAS Naturally Aspirated	Water Pump DP1004	L4 2.0L GAS Naturally Aspirated
Water Pump DP860	2014 Maxima	Water Pump DP459
2015 Altima	V6 3.5L GAS Naturally Aspirated	2013 NV2500
V6 3.5L GAS Naturally Aspirated	Water Pump DP1118	V6 4.0L GAS Naturally Aspirated
Water Pump DP1118	2014 Murano	Water Pump DP1004
2015 Armada	V6 3.5L GAS Naturally Aspirated (VIN A)	V8 5.6L GAS Naturally Aspirated
V8 5.6L FLEX Naturally Aspirated	Water Pump DP1118	Water Pump DP860
Water Pump DP860	2014 NV1500	2013 NV3500
V8 5.6L GAS Naturally Aspirated	V6 4.0L GAS Naturally Aspirated	V6 4.0L GAS Naturally Aspirated
Water Pump DP860	Water Pump DP1004	Water Pump DP1004
2015 Frontier	2014 NV2500	V8 5.6L GAS Naturally Aspirated
L4 2.5L GAS Naturally Aspirated	V6 4.0L GAS Naturally Aspirated	Water Pump DP860
Water Pump DP1436	Water Pump DP1004	2013 Pathfinder
V6 4.0L GAS Naturally Aspirated	V8 5.6L GAS Naturally Aspirated	V6 3.5L GAS Naturally Aspirated
Water Pump DP1004	Water Pump DP860	Water Pump DP1118
2015 Murano	2014 NV3500	2013 Quest
V6 3.5L GAS Naturally Aspirated (VIN A)	V6 4.0L GAS Naturally Aspirated	V6 3.5L GAS Naturally Aspirated
Water Pump DP1118	Water Pump DP1004	Water Pump DP1118
2015 NV1500	V8 5.6L GAS Naturally Aspirated	2013 Rogue
V6 4.0L GAS Naturally Aspirated	Water Pump DP860	L4 2.5L GAS Naturally Aspirated
Water Pump DP1004		Water Pump DP453

Nissan		Nissan		Nissan	
2013 Titan		2012 Titan		2011 Xterra	
V8 5.6L FLEX Naturally Aspirated		V8 5.6L FLEX Naturally Aspirated		V6 4.0L GAS Naturally Aspirated	
Water Pump	DP860	Water Pump	DP860	Water Pump	DP1004
V8 5.6L GAS Naturally Aspirated		V8 5.6L GAS Naturally Aspirated		2010 370Z	
Water Pump	DP860	Water Pump	DP860	V6 3.7L GAS Naturally Aspirated	
2013 Xterra		2012 Versa		Water Pump	DP1004
V6 4.0L GAS Naturally Aspirated		L4 1.8L GAS Naturally Aspirated		2010 Altima	
Water Pump	DP1004	Water Pump	DP459	L4 2.5L ELECTRIC/GAS Naturally Aspirated	
2012 370Z		2012 Xterra		Water Pump	DP453
V6 3.7L GAS Naturally Aspirated		V6 4.0L GAS Naturally Aspirated		L4 2.5L GAS Naturally Aspirated	
Water Pump	DP1004	Water Pump	DP1004	Water Pump	DP453
2012 Altima		2011 370Z		V6 3.5L GAS Naturally Aspirated	
L4 2.5L GAS Naturally Aspirated		V6 3.7L GAS Naturally Aspirated		Water Pump	DP1118
Water Pump	DP453	2011 Altima		2010 Armada	
V6 3.5L GAS Naturally Aspirated		L4 2.5L ELECTRIC/GAS Naturally Aspirated		V8 5.6L FLEX Naturally Aspirated	
Water Pump	DP1118	Water Pump		Water Pump	DP860
2012 Armada		2011 Armada		V8 5.6L GAS Naturally Aspirated	
V8 5.6L FLEX Naturally Aspirated		V8 5.6L FLEX Naturally Aspirated		Water Pump	DP860
Water Pump	DP860	L4 2.5L GAS Naturally Aspirated		2010 Cube	
V8 5.6L GAS Naturally Aspirated		Water Pump		L4 1.8L GAS Naturally Aspirated	
Water Pump	DP860	V6 3.5L GAS Naturally Aspirated		Water Pump	DP459
2012 Cube		Water Pump		2010 Frontier	
L4 1.8L GAS Naturally Aspirated		2011 Armada		L4 2.5L GAS Naturally Aspirated	
Water Pump	DP459	V8 5.6L FLEX Naturally Aspirated		Water Pump	DP1436
2012 Frontier		Water Pump		V6 4.0L GAS Naturally Aspirated	
L4 2.5L GAS Naturally Aspirated		V8 5.6L GAS Naturally Aspirated		Water Pump	DP1004
Water Pump	DP1436	2011 Cube		2010 GT-R	
V6 4.0L GAS Naturally Aspirated		L4 1.8L GAS Naturally Aspirated		V6 3.8L GAS Turbocharged	
Water Pump	DP1004	Water Pump		Water Pump	DP1004
2012 GT-R		2011 Frontier		2010 Maxima	
V6 3.8L GAS Turbocharged		L4 2.5L GAS Naturally Aspirated		V6 3.5L GAS Naturally Aspirated	
Water Pump	DP1004	Water Pump		Water Pump	DP1118
2012 Maxima		V6 4.0L GAS Naturally Aspirated		2010 Murano	
V6 3.5L GAS Naturally Aspirated		Water Pump		V6 3.5L GAS Naturally Aspirated (VIN A)	
Water Pump	DP1118	2011 GT-R		Water Pump	DP1118
2012 Murano		V6 3.8L GAS Turbocharged		2010 Pathfinder	
V6 3.5L GAS Naturally Aspirated (VIN A)		Water Pump		V6 4.0L GAS Naturally Aspirated	
Water Pump	DP1118	2011 Maxima		Water Pump	DP1004
2012 NV1500		V6 3.5L GAS Naturally Aspirated		V8 5.6L GAS Naturally Aspirated	
V6 4.0L GAS Naturally Aspirated		Water Pump		Water Pump	DP860
Water Pump	DP1004	2011 Murano		2010 Rogue	
2012 NV2500		V6 3.5L GAS Naturally Aspirated (VIN A)		L4 2.5L GAS Naturally Aspirated	
V6 4.0L GAS Naturally Aspirated		Water Pump		Water Pump	DP453
Water Pump	DP1004	2011 Pathfinder		2010 Sentra	
V8 5.6L GAS Naturally Aspirated		V6 4.0L GAS Naturally Aspirated		L4 2.0L GAS Naturally Aspirated	
Water Pump	DP860	Water Pump		Water Pump	DP459
2012 NV3500		V8 5.6L GAS Naturally Aspirated		L4 2.5L GAS Naturally Aspirated	
V6 4.0L GAS Naturally Aspirated		Water Pump		Water Pump	DP453
Water Pump	DP1004	2011 Quest		2010 Titan	
V8 5.6L GAS Naturally Aspirated		V6 3.5L GAS Naturally Aspirated		V8 5.6L FLEX Naturally Aspirated	
Water Pump	DP860	Water Pump		Water Pump	DP860
2012 Pathfinder		2011 Rogue		V8 5.6L GAS Naturally Aspirated	
V6 4.0L GAS Naturally Aspirated		L4 2.5L GAS Naturally Aspirated		Water Pump	DP860
Water Pump	DP1004	Water Pump		2010 Versa	
V8 5.6L GAS Naturally Aspirated		2011 Sentra		L4 1.8L GAS Naturally Aspirated	
Water Pump	DP860	L4 2.0L GAS Naturally Aspirated		Water Pump	DP459
2012 Quest		Water Pump		2010 Xterra	
V6 3.5L GAS Naturally Aspirated		L4 2.5L GAS Naturally Aspirated		V6 4.0L GAS Naturally Aspirated	
Water Pump	DP1118	Water Pump		Water Pump	DP1004
2012 Rogue		2011 Titan		2009 350Z	
L4 2.5L GAS Naturally Aspirated		V8 5.6L FLEX Naturally Aspirated		V6 3.5L GAS Naturally Aspirated	
Water Pump	DP453	Water Pump		Water Pump	DP1004
2012 Sentra		V8 5.6L GAS Naturally Aspirated		2009 370Z	
L4 2.0L GAS Naturally Aspirated		Water Pump		V6 3.7L GAS Naturally Aspirated	
Water Pump	DP459	2011 Versa		Water Pump	DP1004
L4 2.5L GAS Naturally Aspirated		L4 1.8L GAS Naturally Aspirated			
Water Pump	DP453	Water Pump			
		DP459			

Nissan		Nissan		Nissan	
2009 Altima		2008 Armada		2007 Quest	
L4 2.5L ELECTRIC/GAS Naturally Aspirated		V8 5.6L FLEX Naturally Aspirated		V6 3.5L GAS Naturally Aspirated	
Water Pump	DP453	Water Pump	DP860	Water Pump	DP1004
L4 2.5L GAS Naturally Aspirated		V8 5.6L GAS Naturally Aspirated		2007 Sentra	
Water Pump	DP453	Water Pump	DP860	L4 2.0L GAS Naturally Aspirated	
V6 3.5L GAS Naturally Aspirated		2008 Frontier		Water Pump DP459	
Water Pump	DP1118	L4 2.5L GAS Naturally Aspirated		L4 2.5L GAS Naturally Aspirated	
2009 Armada		Water Pump DP1436		Water Pump DP453	
V8 5.6L FLEX Naturally Aspirated		V6 4.0L GAS Naturally Aspirated		2007 Titan	
Water Pump	DP860	Water Pump DP1004		V8 5.6L FLEX Naturally Aspirated	
V8 5.6L GAS Naturally Aspirated		2008 Maxima		Water Pump DP860	
Water Pump	DP860	V6 3.5L GAS Naturally Aspirated		V8 5.6L GAS Naturally Aspirated	
2009 Cube		Water Pump DP1004		Water Pump DP860	
L4 1.8L GAS Naturally Aspirated		2008 Pathfinder		2007 Versa	
Water Pump	DP459	V6 4.0L GAS Naturally Aspirated		L4 1.8L GAS Naturally Aspirated	
2009 Frontier		Water Pump DP1004		Water Pump DP459	
L4 2.5L GAS Naturally Aspirated		V8 5.6L GAS Naturally Aspirated		2007 Xterra	
Water Pump	DP1436	Water Pump DP860		V6 4.0L GAS Naturally Aspirated	
V6 4.0L GAS Naturally Aspirated		2008 Quest		Water Pump DP1004	
Water Pump	DP1004	V6 3.5L GAS Naturally Aspirated		2006 350Z	
2009 GT-R		Water Pump DP1004		V6 3.5L GAS Naturally Aspirated	
V6 3.8L GAS Turbocharged		2008 Rogue		Water Pump DP1004	
Water Pump	DP1004	L4 2.5L GAS Naturally Aspirated		2006 Altima	
2009 Maxima		Water Pump DP453		L4 2.5L GAS Naturally Aspirated	
V6 3.5L GAS Naturally Aspirated		2008 Sentra		Water Pump DP453	
Water Pump	DP1118	L4 2.0L GAS Naturally Aspirated		V6 3.5L GAS Naturally Aspirated	
2009 Murano		Water Pump DP459		Water Pump DP1004	
V6 3.5L GAS Naturally Aspirated (VIN A)		L4 2.5L GAS Naturally Aspirated		2006 Armada	
Water Pump	DP1118	Water Pump DP453		V8 5.6L GAS Naturally Aspirated	
2009 Pathfinder		2008 Titan		Water Pump DP860	
V6 4.0L GAS Naturally Aspirated		V8 5.6L FLEX Naturally Aspirated		2006 Frontier	
Water Pump	DP1004	Water Pump DP860		L4 2.5L GAS Naturally Aspirated	
V8 5.6L GAS Naturally Aspirated		V8 5.6L GAS Naturally Aspirated		Water Pump DP1436	
Water Pump	DP860	Water Pump DP860		V6 4.0L GAS Naturally Aspirated	
2009 Quest		2008 Versa		Water Pump DP1004	
V6 3.5L GAS Naturally Aspirated		L4 1.8L GAS Naturally Aspirated		2006 Maxima	
Water Pump	DP1004	Water Pump DP459		V6 3.5L GAS Naturally Aspirated	
2009 Rogue		2008 Xterra		Water Pump DP1004	
L4 2.5L GAS Naturally Aspirated		V6 4.0L GAS Naturally Aspirated		2006 Murano	
Water Pump	DP453	Water Pump DP1004		V6 3.5L GAS Naturally Aspirated	
2009 Sentra		2007 350Z		Water Pump DP1004	
L4 2.0L GAS Naturally Aspirated		V6 3.5L GAS Naturally Aspirated		2006 Pathfinder	
Water Pump	DP459	Water Pump DP1004		V6 4.0L GAS Naturally Aspirated	
L4 2.5L GAS Naturally Aspirated		2007 Altima		Water Pump DP1004	
Water Pump	DP453	L4 2.5L GAS Naturally Aspirated		2006 Quest	
2009 Titan		Water Pump DP453		V6 3.5L GAS Naturally Aspirated	
V8 5.6L FLEX Naturally Aspirated		V6 3.5L GAS Naturally Aspirated		Water Pump DP1004	
Water Pump	DP860	Water Pump DP1118		2006 Sentra	
V8 5.6L GAS Naturally Aspirated		2007 Armada		L4 1.8L GAS Naturally Aspirated	
Water Pump	DP860	V8 5.6L FLEX Naturally Aspirated		Water Pump DP805	
2009 Versa		Water Pump DP860		L4 2.5L GAS Naturally Aspirated	
L4 1.8L GAS Naturally Aspirated		V8 5.6L GAS Naturally Aspirated		Water Pump DP453	
Water Pump	DP459	Water Pump DP860		2006 Titan	
2009 Xterra		2007 Frontier		V8 5.6L FLEX Naturally Aspirated	
V6 4.0L GAS Naturally Aspirated		L4 2.5L GAS Naturally Aspirated		Water Pump DP860	
Water Pump	DP1004	Water Pump DP1436		V8 5.6L GAS Naturally Aspirated	
2008 350Z		V6 4.0L GAS Naturally Aspirated		Water Pump DP860	
V6 3.5L GAS Naturally Aspirated		Water Pump DP1004		2006 Xterra	
Water Pump	DP1004	2007 Maxima		V6 4.0L GAS Naturally Aspirated	
2008 Altima		V6 3.5L GAS Naturally Aspirated		Water Pump DP1004	
L4 2.5L ELECTRIC/GAS Naturally Aspirated		Water Pump DP1004		2006 X-Trail	
Water Pump	DP453	2007 Murano		L4 2.5L GAS Naturally Aspirated	
L4 2.5L GAS Naturally Aspirated		V6 3.5L GAS Naturally Aspirated		Water Pump DP453	
Water Pump	DP453	Water Pump DP1004		2005 350Z	
V6 3.5L GAS Naturally Aspirated		2007 Pathfinder		V6 3.5L GAS Naturally Aspirated	
Water Pump	DP1118	V6 4.0L GAS Naturally Aspirated		Water Pump DP1004	
		Water Pump DP1004		2005 Altima	
				L4 2.5L GAS Naturally Aspirated	
				Water Pump DP453	

Nissan	
2005 Altima	
V6 3.5L GAS Naturally Aspirated	
Water Pump	DP1004
2005 Armada	
V8 5.6L GAS Naturally Aspirated	
Water Pump	DP860
2005 Frontier	
L4 2.5L GAS Naturally Aspirated	
Water Pump	DP1436
V6 4.0L GAS Naturally Aspirated	
Water Pump	DP1004
2005 Maxima	
V6 3.5L GAS Naturally Aspirated	
Water Pump	DP1004
2005 Murano	
V6 3.5L GAS Naturally Aspirated	
Water Pump	DP1004
2005 Pathfinder	
V6 4.0L GAS Naturally Aspirated	
Water Pump	DP1004
2005 Quest	
V6 3.5L GAS Naturally Aspirated	
Water Pump	DP1004
2005 Sentra	
L4 1.8L GAS Naturally Aspirated	
Water Pump	DP805
L4 2.5L GAS Naturally Aspirated	
Water Pump	DP453
2005 Titan	
V8 5.6L FLEX Naturally Aspirated	
Water Pump	DP860
V8 5.6L GAS Naturally Aspirated	
Water Pump	DP860
2005 Xterra	
V6 4.0L GAS Naturally Aspirated	
Water Pump	DP1004
2005 X-Trail	
L4 2.5L GAS Naturally Aspirated	
Water Pump	DP453
2004 350Z	
V6 3.5L GAS Naturally Aspirated	
Water Pump	DP1004
2004 Altima	
L4 2.5L GAS Naturally Aspirated	
Water Pump	DP453
V6 3.5L GAS Naturally Aspirated	
Water Pump	DP1004
2004 Frontier	
L4 2.4L GAS Naturally Aspirated	
Water Pump	DP614
V6 3.3L GAS Naturally Aspirated	
Water Pump	DP905°
V6 3.3L GAS Supercharged	
Water Pump	DP905°
2004 Maxima	
V6 3.5L GAS Naturally Aspirated	
Water Pump	DP1004
2004 Murano	
V6 3.5L GAS Naturally Aspirated	
Water Pump	DP1004
2004 Pathfinder	
V6 3.5L GAS Naturally Aspirated	
Water Pump	DP828
2004 Pathfinder Armada	
V8 5.6L GAS Naturally Aspirated	
Water Pump	DP860
2004 Quest	
V6 3.5L GAS Naturally Aspirated	
Water Pump	DP1004

Nissan	
2004 Sentra	
L4 1.8L GAS Naturally Aspirated	
Water Pump	DP805
L4 2.5L GAS Naturally Aspirated	
Water Pump	DP453
2004 Titan	
V8 5.6L GAS Naturally Aspirated	
Water Pump	DP860
2004 Xterra	
L4 2.4L GAS Naturally Aspirated	
Water Pump	DP614
V6 3.3L GAS Naturally Aspirated	
Water Pump	DP905°
V6 3.3L GAS Supercharged	
Water Pump	DP905°
2003 350Z	
V6 3.5L GAS Naturally Aspirated	
Water Pump	DP1004
2003 Altima	
L4 2.5L GAS Naturally Aspirated	
Water Pump	DP453
V6 3.5L GAS Naturally Aspirated	
Water Pump	DP1004
2003 Frontier	
L4 2.4L GAS Naturally Aspirated	
Water Pump	DP614
V6 3.3L GAS Naturally Aspirated	
Water Pump	DP905°
V6 3.3L GAS Supercharged	
Water Pump	DP905°
2003 Maxima	
V6 3.5L GAS Naturally Aspirated	
Water Pump	DP1004
2003 Murano	
V6 3.5L GAS Naturally Aspirated	
Water Pump	DP1004
2003 Pathfinder	
V6 3.5L GAS Naturally Aspirated	
Water Pump	DP828
2003 Sentra	
L4 1.8L GAS Naturally Aspirated	
Water Pump	DP805
L4 2.5L GAS Naturally Aspirated	
Water Pump	DP453
2003 Xterra	
L4 2.4L GAS Naturally Aspirated	
Water Pump	DP614
V6 3.3L GAS Naturally Aspirated	
Water Pump	DP905°
V6 3.3L GAS Supercharged	
Water Pump	DP905°
2002 Altima	
L4 2.5L GAS Naturally Aspirated	
Water Pump	DP453
V6 3.5L GAS Naturally Aspirated	
Water Pump	DP1004
2002 Frontier	
L4 2.4L GAS Naturally Aspirated	
Water Pump	DP614
V6 3.3L GAS Naturally Aspirated	
Water Pump	DP905°
V6 3.3L GAS Supercharged	
Water Pump	DP905°
2002 Maxima	
V6 3.5L GAS Naturally Aspirated	
Water Pump	DP1004
2002 Pathfinder	
V6 3.5L GAS Naturally Aspirated	
Water Pump	DP828

Nissan	
2002 Quest	
V6 3.3L GAS Naturally Aspirated	
Water Pump	DP915°
2002 Sentra	
L4 1.8L GAS Naturally Aspirated	
Water Pump	DP805
L4 2.5L GAS Naturally Aspirated	
Water Pump	DP453
2002 Xterra	
L4 2.4L GAS Naturally Aspirated	
Water Pump	DP614
V6 3.3L GAS Naturally Aspirated	
Water Pump	DP905°
V6 3.3L GAS Supercharged	
Water Pump	DP905°
2001 Altima	
L4 2.4L GAS Naturally Aspirated	
Water Pump	DP1318
2001 Frontier	
L4 2.4L GAS Naturally Aspirated	
Water Pump	DP614
V6 3.3L GAS Naturally Aspirated	
Water Pump	DP905°
V6 3.3L GAS Supercharged	
Water Pump	DP905°
2001 Maxima	
V6 3.0L GAS Naturally Aspirated	
Water Pump	DP828
2001 Pathfinder	
V6 3.5L GAS Naturally Aspirated	
Water Pump	DP828
2001 Quest	
V6 3.3L GAS Naturally Aspirated	
Water Pump	DP915°
2001 Sentra	
L4 1.8L GAS Naturally Aspirated	
Water Pump	DP805
L4 2.0L GAS Naturally Aspirated	
Water Pump	DP452
2001 Xterra	
L4 2.4L GAS Naturally Aspirated	
Water Pump	DP614
V6 3.3L GAS Naturally Aspirated	
Water Pump	DP905°
2000 Altima	
L4 2.4L GAS Naturally Aspirated	
Water Pump	DP1318
2000 Frontier	
L4 2.4L GAS Naturally Aspirated	
Water Pump	DP614
2000 Maxima	
V6 3.0L GAS Naturally Aspirated	
Water Pump	DP828
2000 Pathfinder	
V6 3.3L GAS Naturally Aspirated	
Water Pump	DP905°
2000 Quest	
V6 3.3L GAS Naturally Aspirated	
Water Pump	DP915°
2000 Sentra	
L4 1.8L GAS Naturally Aspirated	
Water Pump	DP805
L4 2.0L GAS Naturally Aspirated	
Water Pump	DP452
2000 Xterra	
L4 2.4L GAS Naturally Aspirated	
Water Pump	DP614
V6 3.3L GAS Naturally Aspirated	
Water Pump	DP905°

Nissan		Nissan		Nissan	
1999 Altima		1997 Pickup		1994 240SX	
L4 2.4L GAS Naturally Aspirated		L4 2.4L GAS Naturally Aspirated (VIN S)		L4 2.4L GAS Naturally Aspirated (VIN M)	
Water Pump	DP1318	Water Pump	DP614	Water Pump	DP614
1999 Frontier		1997 Quest		1994 300ZX	
L4 2.4L GAS Naturally Aspirated		V6 3.0L GAS Naturally Aspirated (VIN 1)		V6 3.0L GAS Naturally Aspirated (VIN R)	
Water Pump	DP614	Water Pump	DP914 ⁹	Water Pump	DP1037 ⁹
V6 3.3L GAS Naturally Aspirated		1996 200SX		V6 3.0L GAS Turbocharged (VIN C)	
Water Pump	DP905 ⁹	L4 1.6L GAS Naturally Aspirated (VIN A)		Water Pump	DP1037 ⁹
1999 Maxima		Water Pump		1994 Altima	
V6 3.0L GAS Naturally Aspirated		L4 2.0L GAS Naturally Aspirated (VIN B)		L4 2.4L GAS Naturally Aspirated (VIN B)	
Water Pump	DP828	Water Pump		Water Pump	DP1318
1999 Pathfinder		1996 240SX		1994 Axxess	
V6 3.3L GAS Naturally Aspirated		L4 2.4L GAS Naturally Aspirated (VIN A)		L4 2.4L GAS Naturally Aspirated (VIN H)	
Water Pump	DP905 ⁹	Water Pump		Water Pump	DP1083
1999 Quest		1996 300ZX		1994 D21	
V6 3.3L GAS Naturally Aspirated		V6 3.0L GAS Naturally Aspirated (VIN R)		L4 2.4L GAS Naturally Aspirated (VIN S)	
Water Pump	DP915 ⁹	Water Pump		Water Pump	DP614
1999 Sentra		V6 3.0L GAS Turbocharged (VIN C)		1994 Pathfinder	
L4 1.6L GAS Naturally Aspirated		Water Pump		V6 3.0L GAS Naturally Aspirated (VIN H)	
Water Pump	DP1007	1996 Altima		Water Pump	DP920 ⁹
L4 2.0L GAS Naturally Aspirated		L4 2.4L GAS Naturally Aspirated (VIN B)		1994 Quest	
Water Pump	DP452	Water Pump		V6 3.0L GAS Naturally Aspirated (VIN W)	
1998 200SX		1996 Maxima		Water Pump	DP914 ⁹
L4 1.6L GAS Naturally Aspirated (VIN A)		V6 3.0L GAS Naturally Aspirated (VIN C)		1994 Sentra	
Water Pump	DP1007	Water Pump		L4 1.6L GAS Naturally Aspirated (VIN E)	
L4 2.0L GAS Naturally Aspirated (VIN B)		1996 Pathfinder		Water Pump	DP1007
Water Pump	DP452	V6 3.3L GAS Naturally Aspirated (VIN A)		L4 2.0L GAS Naturally Aspirated (VIN G)	
1998 240SX		Water Pump		Water Pump	DP452
L4 2.4L GAS Naturally Aspirated (VIN A)		1996 Quest		1993 240SX	
Water Pump	DP614	V6 3.0L GAS Naturally Aspirated (VIN W)		L4 2.4L GAS Naturally Aspirated (VIN M)	
1998 Altima		Water Pump		Water Pump	DP614
L4 2.4L GAS Naturally Aspirated (VIN D)		1996 Sentra		1993 300ZX	
Water Pump	DP1318	L4 1.6L GAS Naturally Aspirated (VIN A)		V6 3.0L GAS Naturally Aspirated (VIN R)	
1998 Frontier		Water Pump		Water Pump	DP1037 ⁹
L4 2.4L GAS Naturally Aspirated		1995 200SX		V6 3.0L GAS Turbocharged (VIN C)	
Water Pump	DP614	L4 1.6L GAS Naturally Aspirated (VIN A)		Water Pump	DP1037 ⁹
1998 Maxima		Water Pump		1993 Altima	
V6 3.0L GAS Naturally Aspirated (VIN C)		L4 2.0L GAS Naturally Aspirated (VIN B)		L4 2.4L GAS Naturally Aspirated (VIN B)	
Water Pump	DP828	Water Pump		Water Pump	DP1318
1998 Pathfinder		1995 240SX		1993 Axxess	
V6 3.3L GAS Naturally Aspirated (VIN A)		L4 2.4L GAS Naturally Aspirated (VIN A)		L4 2.4L GAS Naturally Aspirated (VIN H)	
Water Pump	DP905 ⁹	Water Pump		Water Pump	DP1083
1998 Quest		1995 300ZX		1993 D21	
V6 3.0L GAS Naturally Aspirated (VIN 1)		V6 3.0L GAS Naturally Aspirated (VIN R)		L4 2.4L GAS Naturally Aspirated (VIN S)	
Water Pump	DP914 ⁹	Water Pump		Water Pump	DP614
1998 Sentra		V6 3.0L GAS Turbocharged (VIN C)		1993 NX	
L4 1.6L GAS Naturally Aspirated (VIN A)		Water Pump		L4 1.6L GAS Naturally Aspirated (VIN E)	
Water Pump	DP1007	1995 Altima		Water Pump	DP1007
L4 2.0L GAS Naturally Aspirated (VIN B)		L4 2.4L GAS Naturally Aspirated (VIN B)		L4 2.0L GAS Naturally Aspirated (VIN G)	
Water Pump	DP452	Water Pump		Water Pump	DP452
1997 200SX		1995 Axxess		1993 Pathfinder	
L4 1.6L GAS Naturally Aspirated (VIN A)		L4 2.4L GAS Naturally Aspirated (VIN H)		V6 3.0L GAS Naturally Aspirated (VIN H)	
Water Pump	DP1007	Water Pump		Water Pump	DP920 ⁹
L4 2.0L GAS Naturally Aspirated (VIN B)		1995 Maxima		1993 Quest	
Water Pump	DP452	V6 3.0L GAS Naturally Aspirated (VIN C)		V6 3.0L GAS Naturally Aspirated (VIN W)	
1997 240SX		Water Pump		Water Pump	DP914 ⁹
L4 2.4L GAS Naturally Aspirated (VIN A)		1995 Pathfinder		1993 Sentra	
Water Pump	DP614	V6 3.0L GAS Naturally Aspirated (VIN H)		L4 1.6L GAS Naturally Aspirated (VIN E)	
1997 Altima		Water Pump		Water Pump	DP1007
L4 2.4L GAS Naturally Aspirated (VIN B)		1995 Pickup		L4 1.6L GAS Naturally Aspirated (VIN P)	
Water Pump	DP1318	L4 2.4L GAS Naturally Aspirated (VIN S)		Water Pump	DP1007
1997 Maxima		Water Pump		L4 2.0L GAS Naturally Aspirated (VIN G)	
V6 3.0L GAS Naturally Aspirated (VIN C)		1995 Quest		Water Pump	DP452
Water Pump	DP828	V6 3.0L GAS Naturally Aspirated (VIN W)		1992 240SX	
1997 Pathfinder		Water Pump		L4 2.4L GAS Naturally Aspirated (VIN M)	
V6 3.3L GAS Naturally Aspirated (VIN A)		1995 Sentra		Water Pump	DP614
Water Pump	DP905 ⁹	L4 1.6L GAS Naturally Aspirated (VIN A)		1992 300ZX	
		Water Pump		V6 3.0L GAS Naturally Aspirated (VIN R)	
		DP1007		Water Pump	DP1037 ⁹

Nissan	
1992 300ZX	
V6 3.0L GAS Turbocharged (VIN C)	Water Pump DP1037 ⁹
1992 Axxess	
L4 2.4L GAS Naturally Aspirated (VIN H)	Water Pump DP1083
1992 D21	
L4 2.4L GAS Naturally Aspirated (VIN S)	Water Pump DP614
1992 NX	
L4 1.6L GAS Naturally Aspirated (VIN E)	Water Pump DP1007
L4 2.0L GAS Naturally Aspirated (VIN G)	Water Pump DP452
1992 Pathfinder	
V6 3.0L GAS Naturally Aspirated (VIN H)	Water Pump DP920 ⁹
1992 Sentra	
L4 1.6L GAS Naturally Aspirated (VIN E)	Water Pump DP1007
L4 1.6L GAS Naturally Aspirated (VIN P)	Water Pump DP1007
L4 2.0L GAS Naturally Aspirated (VIN G)	Water Pump DP452
1992 Stanza	
L4 2.4L GAS Naturally Aspirated (VIN F)	Water Pump DP1083
1991 240SX	
L4 2.4L GAS Naturally Aspirated (VIN M)	Water Pump DP614
1991 300ZX	
V6 3.0L GAS Naturally Aspirated (VIN R)	Water Pump DP1037 ⁹
V6 3.0L GAS Turbocharged (VIN C)	Water Pump DP1037 ⁹
1991 Axxess	
L4 2.4L GAS Naturally Aspirated (VIN H)	Water Pump DP1083
1991 D21	
L4 2.4L GAS Naturally Aspirated (VIN S)	Water Pump DP614
1991 Maxima	
V6 3.0L GAS Naturally Aspirated (VIN H)	Water Pump DP914 ⁹
1991 NX	
L4 1.6L GAS Naturally Aspirated (VIN E)	Water Pump DP1007
L4 2.0L GAS Naturally Aspirated (VIN G)	Water Pump DP452
1991 Pathfinder	
V6 3.0L GAS Naturally Aspirated (VIN H)	Water Pump DP920 ⁹
1991 Sentra	
L4 1.6L GAS Naturally Aspirated (VIN E)	Water Pump DP1007
L4 1.6L GAS Naturally Aspirated (VIN P)	Water Pump DP1007
L4 2.0L GAS Naturally Aspirated (VIN G)	Water Pump DP452
1991 Stanza	
L4 2.4L GAS Naturally Aspirated (VIN F)	Water Pump DP1083
1990 240SX	
L4 2.4L GAS Naturally Aspirated (VIN H)	Water Pump DP614
1990 300ZX	
V6 3.0L GAS Naturally Aspirated (VIN R)	Water Pump DP1037 ⁹

Nissan	
1990 300ZX	
V6 3.0L GAS Turbocharged (VIN C)	Water Pump DP1037 ⁹
1990 Axxess	
L4 2.4L GAS Naturally Aspirated (VIN H)	Water Pump DP1083
1990 D21	
L4 2.4L GAS Naturally Aspirated (VIN S)	Water Pump DP614
1990 Maxima	
V6 3.0L GAS Naturally Aspirated (VIN H)	Water Pump DP914 ⁹
1990 Pathfinder	
V6 3.0L GAS Naturally Aspirated (VIN H)	Water Pump DP920 ⁹
1990 Pulsar NX	
L4 1.6L GAS Naturally Aspirated (VIN G)	Water Pump DP1078
1990 Sentra	
L4 1.6L GAS Naturally Aspirated (VIN G)	Water Pump DP1078
1990 Stanza	
L4 2.4L GAS Naturally Aspirated (VIN F)	Water Pump DP1083
1989 240SX	
L4 2.4L GAS Naturally Aspirated (VIN H)	Water Pump DP614
1989 300ZX	
V6 3.0L GAS Naturally Aspirated (VIN H)	Water Pump DP925 ⁹
V6 3.0L GAS Turbocharged (VIN C)	Water Pump DP925 ⁹
1989 D21	
L4 2.4L GAS Naturally Aspirated (VIN N)	Water Pump DP850
1989 Maxima	
V6 3.0L GAS Naturally Aspirated (VIN H)	Water Pump DP914 ⁹
1989 Pathfinder	
V6 3.0L GAS Naturally Aspirated (VIN H)	Water Pump DP920 ⁹
1989 Pulsar NX	
L4 1.6L GAS Naturally Aspirated (VIN G)	Water Pump DP1078
1989 Sentra	
L4 1.6L GAS Naturally Aspirated (VIN G)	Water Pump DP1078
1988 200SX	
V6 3.0L GAS Naturally Aspirated (VIN H)	Water Pump DP925 ⁹
1988 300ZX	
V6 3.0L GAS Naturally Aspirated (VIN H)	Water Pump DP925 ⁹
V6 3.0L GAS Turbocharged (VIN C)	Water Pump DP925 ⁹
1988 D21	
L4 2.4L GAS Naturally Aspirated (VIN N)	Water Pump DP850
1988 Maxima	
V6 3.0L GAS Naturally Aspirated (VIN H)	Water Pump DP914 ⁹
1988 Pathfinder	
L4 2.4L GAS Naturally Aspirated (VIN N)	Water Pump DP850
V6 3.0L GAS Naturally Aspirated (VIN H)	Water Pump DP920 ⁹
1988 Sentra	
L4 1.6L GAS Naturally Aspirated (VIN P)	Water Pump DP1074 ⁹

Nissan	
1987 D21	
L4 2.4L GAS Naturally Aspirated (VIN N)	Water Pump DP850
1987 Maxima	
V6 3.0L GAS Naturally Aspirated (VIN H)	Water Pump DP914 ⁹
1987 Pathfinder	
L4 2.4L GAS Naturally Aspirated (VIN N)	Water Pump DP850
V6 3.0L GAS Naturally Aspirated (VIN H)	Water Pump DP920 ⁹
1987 Sentra	
L4 1.6L GAS Naturally Aspirated (VIN P)	Water Pump DP1074 ⁹
1986 300ZX	
V6 3.0L GAS Naturally Aspirated (VIN H)	Water Pump DP925 ⁹
V6 3.0L GAS Turbocharged (VIN C)	Water Pump DP925 ⁹
1986 720	
L4 2.0L GAS Naturally Aspirated (VIN F)	Water Pump DP850
L4 2.4L GAS Naturally Aspirated (VIN N)	Water Pump DP850
1986 D21	
L4 2.4L GAS Naturally Aspirated (VIN N)	Water Pump DP850
1986 Maxima	
V6 3.0L GAS Naturally Aspirated (VIN H)	Water Pump DP914 ⁹
1986 Multi	
L4 2.0L GAS Naturally Aspirated (VIN H)	Water Pump DP604 ⁹
1986 Sentra	
L4 1.6L GAS Naturally Aspirated (VIN P)	Water Pump DP1074 ⁹
1986 Stanza	
L4 2.0L GAS Naturally Aspirated (VIN H)	Water Pump DP604 ⁹
1985 300ZX	
V6 3.0L GAS Naturally Aspirated (VIN H)	Water Pump DP925 ⁹
V6 3.0L GAS Turbocharged (VIN C)	Water Pump DP925 ⁹
1985 720	
L4 2.0L GAS Naturally Aspirated (VIN F)	Water Pump DP850
L4 2.4L GAS Naturally Aspirated (VIN N)	Water Pump DP850
1985 Maxima	
V6 3.0L GAS Naturally Aspirated (VIN H)	Water Pump DP914 ⁹
1985 Sentra	
L4 1.6L GAS Naturally Aspirated (VIN P)	Water Pump DP1074 ⁹
1985 Stanza	
L4 2.0L GAS Naturally Aspirated (VIN H)	Water Pump DP604 ⁹
1984 300ZX	
V6 3.0L GAS Naturally Aspirated (VIN H)	Water Pump DP925 ⁹
V6 3.0L GAS Turbocharged (VIN C)	Water Pump DP925 ⁹
1984 720	
L4 2.0L GAS Naturally Aspirated (VIN F)	Water Pump DP850
L4 2.4L GAS Naturally Aspirated (VIN N)	Water Pump DP850

Nissan	
1984 Maxima	
L6 2.4L GAS Naturally Aspirated (VIN H)	Water Pump DP1041
1984 Sentra	
L4 1.6L GAS Naturally Aspirated (VIN P)	Water Pump DP1074 ⁹
1984 Stanza	
L4 2.0L GAS Naturally Aspirated (VIN H)	Water Pump DP604 ⁹
1983 200SX	
L4 2.2L GAS Naturally Aspirated (VIN R)	Water Pump DP850
1983 280ZX	
L6 2.8L GAS Naturally Aspirated (VIN H)	Water Pump DP1041
L6 2.8L GAS Turbocharged (VIN C)	Water Pump DP1041
1983 720	
L4 2.0L GAS Naturally Aspirated (VIN F)	Water Pump DP850
L4 2.2L DIESEL Naturally Aspirated (VIN S)	Water Pump DP850
L4 2.2L GAS Naturally Aspirated (VIN M)	Water Pump DP850
L4 2.4L GAS Naturally Aspirated (VIN N)	Water Pump DP850
1983 Maxima	
L6 2.4L GAS Naturally Aspirated (VIN H)	Water Pump DP1041
L6 2.8L DIESEL Naturally Aspirated (VIN S)	Water Pump DP1041 ⁹
1983 Pulsar	
L4 1.6L GAS Naturally Aspirated (VIN P)	Water Pump DP1074 ⁹
1983 Sentra	
L4 1.5L GAS Naturally Aspirated (VIN M)	Water Pump DP1074 ⁹
L4 1.6L GAS Naturally Aspirated (VIN P)	Water Pump DP1074 ⁹
1983 Stanza	
L4 2.0L GAS Naturally Aspirated (VIN H)	Water Pump DP604 ⁹
1982 200SX	
L4 2.2L GAS Naturally Aspirated (VIN R)	Water Pump DP850
1982 210	
L4 1.2L GAS Naturally Aspirated (VIN C)	Water Pump DP1104
L4 1.4L GAS Naturally Aspirated (VIN H)	Water Pump DP1104
L4 1.5L GAS Naturally Aspirated (VIN P)	Water Pump DP1104
1982 280ZX	
L6 2.8L GAS Naturally Aspirated (VIN H)	Water Pump DP1041
L6 2.8L GAS Turbocharged (VIN C)	Water Pump DP1041
1982 310	
L4 1.5L GAS Naturally Aspirated (VIN M)	Water Pump DP1074 ⁹
1982 720	
L4 2.2L DIESEL Naturally Aspirated (VIN S)	Water Pump DP850
L4 2.2L GAS Naturally Aspirated (VIN M)	Water Pump DP850

Nissan	
1982 Maxima	
L6 2.4L GAS Naturally Aspirated (VIN H)	Water Pump DP1041
L6 2.8L DIESEL Naturally Aspirated (VIN S)	
Water Pump	DP1041 ⁹
1982 Sentra	
L4 1.5L GAS Naturally Aspirated (VIN H)	Water Pump DP1074 ⁹
1982 Stanza	
L4 2.0L GAS Naturally Aspirated (VIN H)	Water Pump DP604 ⁹
1981 200SX	
L4 2.0L GAS Naturally Aspirated (VIN P)	Water Pump DP850
1981 210	
L4 1.2L GAS Naturally Aspirated (VIN C)	Water Pump DP1104
L4 1.4L GAS Naturally Aspirated (VIN H)	Water Pump DP1104
L4 1.5L GAS Naturally Aspirated (VIN P)	Water Pump DP1104
1981 280ZX	
L6 2.8L GAS Naturally Aspirated (VIN H)	Water Pump DP1041
L6 2.8L GAS Turbocharged (VIN C)	Water Pump DP1041
1981 510	
L4 2.0L GAS Naturally Aspirated (VIN H)	Water Pump DP850
1981 720	
L4 2.2L DIESEL Naturally Aspirated (VIN S)	Water Pump DP850
L4 2.2L GAS Naturally Aspirated (VIN M)	Water Pump DP850
1981 810	
L6 2.4L GAS Naturally Aspirated (VIN H)	Water Pump DP1041
L6 2.8L DIESEL Naturally Aspirated (VIN S)	Water Pump DP1041
1981 Maxima	
L6 2.4L GAS Naturally Aspirated (VIN H)	Water Pump DP1041
L6 2.8L DIESEL Naturally Aspirated (VIN S)	Water Pump DP1041
1980 200SX	
L4 2.0L GAS Naturally Aspirated (VIN P)	Water Pump DP850
1980 210	
L4 1.2L GAS Naturally Aspirated (VIN C)	Water Pump DP1104
L4 1.4L GAS Naturally Aspirated (VIN H)	Water Pump DP1104
L4 1.5L GAS Naturally Aspirated (VIN P)	Water Pump DP1104
1980 280ZX	
L6 2.8L GAS Naturally Aspirated (VIN H)	Water Pump DP1041
1980 510	
L4 2.0L GAS Naturally Aspirated (VIN H)	Water Pump DP850
1980 720	
L4 2.0L GAS Naturally Aspirated (VIN H)	Water Pump DP850

Nissan	
1980 810	
L6 2.4L GAS Naturally Aspirated (VIN H)	Water Pump DP1041
1979 200SX	
L4 2.0L GAS Naturally Aspirated (VIN H)	Water Pump DP850
1979 210	
L4 1.4L GAS Naturally Aspirated (VIN H)	Water Pump DP1104
L4 1.5L GAS Naturally Aspirated (VIN P)	Water Pump DP1104
1979 280ZX	
L6 2.8L GAS Naturally Aspirated (VIN H)	Water Pump DP1041
1979 510	
L4 2.0L GAS Naturally Aspirated (VIN H)	Water Pump DP850
1979 620	
L4 2.0L GAS Naturally Aspirated (VIN H)	Water Pump DP850
1979 810	
L6 2.4L GAS Naturally Aspirated (VIN H)	Water Pump DP1041
1978 200SX	
L4 2.0L GAS Naturally Aspirated (VIN H)	Water Pump DP850
1978 280Z	
L6 2.8L GAS Naturally Aspirated (VIN H)	Water Pump DP1041
1978 510	
L4 2.0L GAS Naturally Aspirated (VIN H)	Water Pump DP850
1978 620	
L4 2.0L GAS Naturally Aspirated (VIN H)	Water Pump DP850
1978 810	
L6 2.4L GAS Naturally Aspirated (VIN H)	Water Pump DP1041
1978 B210	
L4 1.4L GAS Naturally Aspirated (VIN H)	Water Pump DP1104
1977 200SX	
L4 2.0L GAS Naturally Aspirated (VIN H)	Water Pump DP850
1977 280Z	
L6 2.8L GAS Naturally Aspirated (VIN H)	Water Pump DP1041
1977 620	
L4 2.0L GAS Naturally Aspirated (VIN H)	Water Pump DP850
1977 710	
L4 2.0L GAS Naturally Aspirated (VIN H)	Water Pump DP850
1977 810	
L6 2.4L GAS Naturally Aspirated (VIN H)	Water Pump DP1041
1977 B210	
L4 1.4L GAS Naturally Aspirated (VIN H)	Water Pump DP1104
1976 280Z	
L6 2.8L GAS Naturally Aspirated (VIN H)	Water Pump DP1041
1976 610	
L4 2.0L GAS Naturally Aspirated (VIN H)	Water Pump DP850
1976 620	
L4 2.0L GAS Naturally Aspirated (VIN H)	Water Pump DP850

Nissan	
1976 710	
L4 2.0L GAS Naturally Aspirated (VIN H)	Water Pump DP850
1976 B210	
L4 1.4L GAS Naturally Aspirated (VIN H)	Water Pump DP1104
1975 260Z	
L6 2.6L GAS Naturally Aspirated (VIN R)	Water Pump DP1041
1975 280Z	
L6 2.8L GAS Naturally Aspirated (VIN H)	Water Pump DP1041
1975 610	
L4 2.0L GAS Naturally Aspirated (VIN H)	Water Pump DP850
1975 620	
L4 2.0L GAS Naturally Aspirated (VIN H)	Water Pump DP850
1975 710	
L4 2.0L GAS Naturally Aspirated (VIN H)	Water Pump DP850
1975 B210	
L4 1.4L GAS Naturally Aspirated (VIN H)	Water Pump DP1104
1974 260Z	
L6 2.6L GAS Naturally Aspirated	Water Pump DP1041
L6 2.6L GAS Naturally Aspirated (VIN R)	Water Pump DP1041
1974 610	
L4 2.0L GAS Naturally Aspirated	Water Pump DP850
L4 2.0L GAS Naturally Aspirated (VIN H)	Water Pump DP850
1973 1200	
L4 1.2L GAS Naturally Aspirated	Water Pump DP1104
1973 240Z	
L6 2.4L GAS Naturally Aspirated	Water Pump DP1041
1972 1200	
L4 1.2L GAS Naturally Aspirated	Water Pump DP1104
1972 240Z	
L6 2.4L GAS Naturally Aspirated	Water Pump DP1041
1971 1200	
L4 1.2L GAS Naturally Aspirated	Water Pump DP1104
1971 240Z	
L6 2.4L GAS Naturally Aspirated	Water Pump DP1041
1970 240Z	
L6 2.4L GAS Naturally Aspirated	Water Pump DP1041
Oldsmobile	
2004 Alero	
L4 2.2L GAS Naturally Aspirated (VIN F)	Water Pump DP208
V6 3.4L GAS Naturally Aspirated (VIN E)	Water Pump DP960
2004 Bravada	
L6 4.2L GAS Naturally Aspirated (VIN S)	Water Pump DP965 ^{27,28}
2004 Silhouette	
V6 3.4L GAS Naturally Aspirated (VIN E)	Water Pump DP960

Oldsmobile	
2003 Alero	
L4 2.2L GAS Naturally Aspirated (VIN F)	Water Pump DP208
V6 3.4L GAS Naturally Aspirated (VIN E)	Water Pump DP960
2003 Aurora	
V8 4.0L GAS Naturally Aspirated (VIN C)	Water Pump DP972
2003 Bravada	
L6 4.2L GAS Naturally Aspirated (VIN S)	Water Pump DP965 ^{27,28}
2003 Silhouette	
V6 3.4L GAS Naturally Aspirated (VIN E)	Water Pump DP960
2002 Alero	
L4 2.2L GAS Naturally Aspirated (VIN F)	Water Pump DP208
V6 3.4L GAS Naturally Aspirated (VIN E)	Water Pump DP960
2002 Aurora	
V6 3.5L GAS Naturally Aspirated (VIN H)	Water Pump DP1014
V8 4.0L GAS Naturally Aspirated (VIN C)	Water Pump DP972
2002 Bravada	
L6 4.2L GAS Naturally Aspirated (VIN S)	Water Pump DP965 ^{27,28}
2002 Intrigue	
V6 3.5L GAS Naturally Aspirated (VIN H)	Water Pump DP1014
2002 Silhouette	
V6 3.4L GAS Naturally Aspirated (VIN E)	Water Pump DP960
2001 Alero	
L4 2.4L GAS Naturally Aspirated (VIN T)	Water Pump DP1316
V6 3.4L GAS Naturally Aspirated (VIN E)	Water Pump DP960
2001 Aurora	
V6 3.5L GAS Naturally Aspirated (VIN H)	Water Pump DP1014
V8 4.0L GAS Naturally Aspirated (VIN C)	Water Pump DP972
2001 Bravada	
V6 4.3L GAS Naturally Aspirated (VIN W)	Water Pump DP957 ^{27,28}
2001 Intrigue	
V6 3.5L GAS Naturally Aspirated (VIN H)	Water Pump DP1014
2001 Silhouette	
V6 3.4L GAS Naturally Aspirated (VIN E)	Water Pump DP960
2000 Alero	
L4 2.4L GAS Naturally Aspirated (VIN T)	Water Pump DP1316
V6 3.4L GAS Naturally Aspirated (VIN E)	Water Pump DP960
2000 Bravada	
V6 4.3L GAS Naturally Aspirated (VIN W)	Water Pump DP957 ^{27,28}
2000 Intrigue	
V6 3.5L GAS Naturally Aspirated (VIN H)	Water Pump DP1014
2000 Silhouette	
V6 3.4L GAS Naturally Aspirated (VIN E)	Water Pump DP960
1999 Alero	
L4 2.4L GAS Naturally Aspirated (VIN T)	Water Pump DP1316

Oldsmobile	
1999 Alero	
V6 3.4L GAS Naturally Aspirated (VIN E)	Water Pump DP960
1999 Aurora	
V8 4.0L GAS Naturally Aspirated (VIN C)	Water Pump DP972
1999 Bravada	
V6 4.3L GAS Naturally Aspirated (VIN W)	Water Pump DP957 ^{27,28}
1999 Cutlass	
V6 3.1L GAS Naturally Aspirated (VIN J)	Water Pump DP960
V6 3.1L GAS Naturally Aspirated (VIN M)	Water Pump DP960
1999 Intrigue	
V6 3.5L GAS Naturally Aspirated (VIN H)	Water Pump DP1014
1999 Silhouette	
V6 3.4L GAS Naturally Aspirated (VIN E)	Water Pump DP960
1998 Achieva	
L4 2.4L GAS Naturally Aspirated (VIN T)	Water Pump DP1316
V6 3.1L GAS Naturally Aspirated (VIN M)	Water Pump DP960
1998 Aurora	
V8 4.0L GAS Naturally Aspirated (VIN C)	Water Pump DP972
1998 Bravada	
V6 4.3L GAS Naturally Aspirated (VIN W)	Water Pump DP957 ^{27,28}
1998 Cutlass	
V6 3.1L GAS Naturally Aspirated (VIN M)	Water Pump DP960
1998 Silhouette	
V6 3.4L GAS Naturally Aspirated (VIN E)	Water Pump DP960
1997 Achieva	
L4 2.4L GAS Naturally Aspirated (VIN T)	Water Pump DP1316
V6 3.1L GAS Naturally Aspirated (VIN M)	Water Pump DP960
1997 Aurora	
V8 4.0L GAS Naturally Aspirated (VIN C)	Water Pump DP972
1997 Bravada	
V6 4.3L GAS Naturally Aspirated (VIN W)	Water Pump DP957 ^{27,28}
1997 Cutlass	
V6 3.1L GAS Naturally Aspirated (VIN M)	Water Pump DP960
1997 Cutlass Supreme	
V6 3.1L GAS Naturally Aspirated (VIN M)	Water Pump DP960
1997 Silhouette	
V6 3.4L GAS Naturally Aspirated (VIN E)	Water Pump DP960
1996 Achieva	
L4 2.4L GAS Naturally Aspirated (VIN T)	Water Pump DP1316
V6 3.1L GAS Naturally Aspirated (VIN M)	Water Pump DP960
1996 Aurora	
V8 4.0L GAS Naturally Aspirated (VIN C)	Water Pump DP972
1996 Bravada	
V6 4.3L GAS Naturally Aspirated (VIN W)	Water Pump DP957 ^{27,28}

Oldsmobile		Oldsmobile		Oldsmobile	
1996 Cutlass Ciera		1994 Cutlass Cruiser		1992 Achieva	
L4 2.2L GAS Naturally Aspirated (VIN 4)		V6 3.1L GAS Naturally Aspirated (VIN M)		V6 3.3L GAS Naturally Aspirated (VIN N)	
Water Pump	DP966	Water Pump	DP960	Water Pump	DP999
V6 3.1L GAS Naturally Aspirated (VIN M)		1994 Cutlass Supreme		1992 Bravada	
Water Pump	DP960	V6 3.1L GAS Naturally Aspirated (VIN M)		V6 4.3L GAS Naturally Aspirated (VIN W)	
1996 Cutlass Supreme		Water Pump	DP960	Heavy Duty	DP9631 ²⁹
V6 3.1L GAS Naturally Aspirated (VIN M)		V6 3.4L GAS Naturally Aspirated (VIN X)		Standard Duty	DP963
Water Pump	DP960	Water Pump	DP960	V6 4.3L GAS Naturally Aspirated (VIN Z)	
1996 Silhouette		1994 Silhouette		Heavy Duty	DP9631 ²⁹
V6 3.4L GAS Naturally Aspirated (VIN E)		V6 3.1L GAS Naturally Aspirated (VIN D)		Standard Duty	DP963
Water Pump	DP960	Water Pump	DP960	1992 Custom Cruiser	
1995 88		V6 3.8L GAS Naturally Aspirated (VIN L)		V8 5.0L GAS Naturally Aspirated (VIN E)	
Water Pump	DP999	Water Pump	DP999	Water Pump	DP838
V6 3.8L GAS Supercharged (VIN 1)		1993 88		V8 5.7L GAS Naturally Aspirated (VIN 7)	
Water Pump	DP999	V6 3.8L GAS Naturally Aspirated (VIN L)		Water Pump	DP838
1995 98		1993 98		1992 Cutlass Ciera	
V6 3.8L GAS Naturally Aspirated (VIN K)		V6 3.8L GAS Naturally Aspirated (VIN L)		L4 2.5L GAS Naturally Aspirated (VIN R)	
Water Pump	DP999	Water Pump	DP999	Water Pump	DP1044
V6 3.8L GAS Supercharged (VIN 1)		V6 3.8L GAS Supercharged (VIN 1)		V6 3.3L GAS Naturally Aspirated (VIN N)	
Water Pump	DP999	Water Pump	DP999	Water Pump	DP999
1995 Achieva		1993 Achieva		1992 Cutlass Cruiser	
L4 2.3L GAS Naturally Aspirated (VIN D)		L4 2.3L GAS Naturally Aspirated (VIN 3)		L4 2.5L GAS Naturally Aspirated (VIN R)	
Water Pump	DP1033	Water Pump	DP1033	Water Pump	DP999
V6 3.1L GAS Naturally Aspirated (VIN M)		L4 2.3L GAS Naturally Aspirated (VIN A)		V6 3.3L GAS Naturally Aspirated (VIN N)	
Water Pump	DP960	Water Pump	DP1033	Water Pump	DP999
1995 Aurora		L4 2.3L GAS Naturally Aspirated (VIN D)		1992 Cutlass Supreme	
V8 4.0L GAS Naturally Aspirated (VIN C)		Water Pump	DP1033	V6 3.1L GAS Naturally Aspirated (VIN T)	
Water Pump	DP972	V6 3.3L GAS Naturally Aspirated (VIN N)		Water Pump	DP960
1995 Cutlass Ciera		Water Pump	DP999	V6 3.4L GAS Naturally Aspirated (VIN X)	
L4 2.2L GAS Naturally Aspirated (VIN 4)		1993 Bravada		Water Pump	DP960
Water Pump	DP966	V6 4.3L GAS Naturally Aspirated (VIN W)		1992 Silhouette	
V6 3.1L GAS Naturally Aspirated (VIN M)		Heavy Duty	DP9631 ²⁹	V6 3.1L GAS Naturally Aspirated (VIN D)	
Water Pump	DP960	Standard Duty	DP963	Water Pump	DP960
1995 Cutlass Supreme		1993 Cutlass Ciera		V6 3.8L GAS Naturally Aspirated (VIN L)	
V6 3.1L GAS Naturally Aspirated (VIN M)		L4 2.2L GAS Naturally Aspirated (VIN 4)		Water Pump	DP999
Water Pump	DP960	Water Pump	DP966	1992 Toronado	
V6 3.4L GAS Naturally Aspirated (VIN X)		V6 3.3L GAS Naturally Aspirated (VIN N)		V6 3.8L GAS Naturally Aspirated (VIN L)	
Water Pump	DP960	Water Pump	DP999	Water Pump	DP999
1995 Silhouette		1993 Cutlass Cruiser		1991 98	
V6 3.8L GAS Naturally Aspirated (VIN L)		V6 3.3L GAS Naturally Aspirated (VIN N)		V6 3.8L GAS Naturally Aspirated (VIN L)	
Water Pump	DP999	Water Pump	DP999	Water Pump	DP999
1994 88		1993 Cutlass Supreme		1991 Bravada	
V6 3.8L GAS Naturally Aspirated (VIN L)		V6 3.1L GAS Naturally Aspirated (VIN M)		V6 4.3L GAS Naturally Aspirated (VIN Z)	
Water Pump	DP999	Water Pump	DP960	Heavy Duty	DP9631 ²⁹
1994 98		V6 3.1L GAS Naturally Aspirated (VIN T)		Standard Duty	DP963
V6 3.8L GAS Naturally Aspirated (VIN L)		Water Pump	DP960	1991 Custom Cruiser	
Water Pump	DP999	V6 3.4L GAS Naturally Aspirated (VIN X)		V8 5.0L GAS Naturally Aspirated (VIN E)	
V6 3.8L GAS Supercharged (VIN 1)		Water Pump	DP960	Water Pump	DP838
Water Pump	DP999	1993 Silhouette		1991 Cutlass Calais	
1994 Achieva		V6 3.1L GAS Naturally Aspirated (VIN D)		L4 2.3L GAS Naturally Aspirated (VIN A)	
L4 2.3L GAS Naturally Aspirated (VIN 3)		Water Pump	DP960	Water Pump	DP1033
Water Pump	DP1033	V6 3.8L GAS Naturally Aspirated (VIN L)		L4 2.3L GAS Naturally Aspirated (VIN D)	
L4 2.3L GAS Naturally Aspirated (VIN A)		Water Pump	DP999	Water Pump	DP1033
Water Pump	DP1033	1992 88		V6 3.3L GAS Naturally Aspirated (VIN N)	
L4 2.3L GAS Naturally Aspirated (VIN D)		V6 3.8L GAS Naturally Aspirated (VIN L)		Water Pump	DP999
Water Pump	DP1033	Water Pump	DP999	1991 Cutlass Ciera	
V6 3.1L GAS Naturally Aspirated (VIN M)		1992 98		L4 2.5L GAS Naturally Aspirated (VIN R)	
Water Pump	DP960	V6 3.8L GAS Naturally Aspirated (VIN L)		Water Pump	DP1044
1994 Bravada		Water Pump	DP999	V6 3.3L GAS Naturally Aspirated (VIN N)	
V6 4.3L GAS Naturally Aspirated (VIN W)		V6 3.8L GAS Supercharged (VIN 1)		Water Pump	DP999
Heavy Duty	DP9631 ²⁹	Water Pump	DP999	1991 Cutlass Cruiser	
Standard Duty	DP963	1992 Achieva		L4 2.5L GAS Naturally Aspirated (VIN R)	
1994 Cutlass Ciera		L4 2.3L GAS Naturally Aspirated (VIN 3)		V6 3.3L GAS Naturally Aspirated (VIN N)	
L4 2.2L GAS Naturally Aspirated (VIN 4)		Water Pump	DP1033	Water Pump	DP999
Water Pump	DP966	L4 2.3L GAS Naturally Aspirated (VIN A)		1991 Cutlass Supreme	
V6 3.1L GAS Naturally Aspirated (VIN M)		Water Pump	DP1033	L4 2.3L GAS Naturally Aspirated (VIN D)	
Water Pump	DP960	L4 2.3L GAS Naturally Aspirated (VIN D)		Water Pump	DP1033
		Water Pump	DP1033		

Oldsmobile	
1991 Cutlass Supreme	
V6 3.1L GAS Naturally Aspirated (VIN T)	Water Pump DP960
V6 3.4L GAS Naturally Aspirated (VIN X)	Water Pump DP960
1991 Delta 88	
V6 3.8L GAS Naturally Aspirated (VIN C)	Water Pump DP999
1991 Silhouette	
V6 3.1L GAS Naturally Aspirated (VIN D)	Water Pump DP960
1991 Toronado	
V6 3.8L GAS Naturally Aspirated (VIN L)	Water Pump DP999
1990 98	
V6 3.8L GAS Naturally Aspirated (VIN C)	Water Pump DP999
1990 Cutlass Calais	
L4 2.3L GAS Naturally Aspirated (VIN A)	Water Pump DP1033
L4 2.3L GAS Naturally Aspirated (VIN D)	Water Pump DP1033
V6 3.3L GAS Naturally Aspirated (VIN N)	Water Pump DP999
1990 Cutlass Ciera	
L4 2.5L GAS Naturally Aspirated (VIN R)	Water Pump DP1044
V6 3.3L GAS Naturally Aspirated (VIN N)	Water Pump DP999
1990 Cutlass Cruiser	
L4 2.5L GAS Naturally Aspirated (VIN R)	Water Pump DP1044
L4 2.3L GAS Naturally Aspirated (VIN D)	Water Pump DP1033
V6 3.1L GAS Naturally Aspirated (VIN T)	Water Pump DP960
1990 Delta 88	
V6 3.8L GAS Naturally Aspirated (VIN C)	Water Pump DP999
1990 Silhouette	
V6 3.1L GAS Naturally Aspirated (VIN D)	Water Pump DP960
1990 Toronado	
V6 3.8L GAS Naturally Aspirated (VIN C)	Water Pump DP999
1989 98	
V6 3.8L GAS Naturally Aspirated (VIN C)	Water Pump DP999
1989 Cutlass Calais	
L4 2.3L GAS Naturally Aspirated (VIN A)	Water Pump DP1033
L4 2.3L GAS Naturally Aspirated (VIN D)	Water Pump DP1033
V6 3.3L GAS Naturally Aspirated (VIN N)	Water Pump DP999
1989 Cutlass Ciera	
L4 2.5L GAS Naturally Aspirated (VIN R)	Water Pump DP1044
V6 2.8L GAS Naturally Aspirated (VIN W)	Water Pump DP960
V6 3.3L GAS Naturally Aspirated (VIN N)	Water Pump DP999

Oldsmobile	
1989 Cutlass Cruiser	
L4 2.5L GAS Naturally Aspirated (VIN R)	Water Pump DP1044
V6 2.8L GAS Naturally Aspirated (VIN W)	Water Pump DP960
V6 3.3L GAS Naturally Aspirated (VIN N)	Water Pump DP999
1989 Cutlass Supreme	
V6 2.8L GAS Naturally Aspirated (VIN W)	Water Pump DP960
V6 3.1L GAS Naturally Aspirated (VIN T)	Water Pump DP960
1989 Delta 88	
V6 3.8L GAS Naturally Aspirated (VIN C)	Water Pump DP999
1989 Toronado	
V6 3.8L GAS Naturally Aspirated (VIN C)	Water Pump DP999
1988 98	
V6 3.8L GAS Naturally Aspirated (VIN C)	Water Pump DP999
1988 Cutlass Calais	
L4 2.3L GAS Naturally Aspirated (VIN D)	Water Pump DP1033
V6 3.0L GAS Naturally Aspirated (VIN L)	Water Pump DP999
1988 Cutlass Ciera	
L4 2.5L GAS Naturally Aspirated (VIN R)	Water Pump DP1044
V6 2.8L GAS Naturally Aspirated (VIN W)	Water Pump DP960
V6 3.8L GAS Naturally Aspirated (VIN 3)	Water Pump DP999
1988 Cutlass Cruiser	
L4 2.5L GAS Naturally Aspirated (VIN R)	Water Pump DP1044
V6 2.8L GAS Naturally Aspirated (VIN W)	Water Pump DP960
V6 3.8L GAS Naturally Aspirated (VIN 3)	Water Pump DP999
1988 Cutlass Supreme	
V6 2.8L GAS Naturally Aspirated (VIN W)	Water Pump DP960
1988 Delta 88	
V6 3.8L GAS Naturally Aspirated (VIN 3)	Water Pump DP999
V6 3.8L GAS Naturally Aspirated (VIN C)	Water Pump DP999
1988 Toronado	
V6 3.8L GAS Naturally Aspirated (VIN C)	Water Pump DP999
1987 98	
V6 3.8L GAS Naturally Aspirated (VIN 3)	Water Pump DP999
1987 Calais	
L4 2.3L GAS Naturally Aspirated (VIN D)	Water Pump DP1033
V6 3.0L GAS Naturally Aspirated (VIN L)	Water Pump DP999
1987 Cutlass	
V8 5.0L GAS Naturally Aspirated (VIN H)	Heavy Duty DP9671 ²⁹ Standard Duty DP967
1987 Cutlass Ciera	
L4 2.5L GAS Naturally Aspirated (VIN R)	Water Pump DP1044
V6 2.8L GAS Naturally Aspirated (VIN W)	Water Pump DP960

Oldsmobile	
1987 Cutlass Ciera	
V6 3.8L GAS Naturally Aspirated (VIN 3)	Water Pump DP999
1987 Cutlass Cruiser	
L4 2.5L GAS Naturally Aspirated (VIN R)	Water Pump DP1044
V6 2.8L GAS Naturally Aspirated (VIN W)	Water Pump DP960
V6 3.8L GAS Naturally Aspirated (VIN 3)	Water Pump DP999
1987 Cutlass Salon	
V6 3.8L GAS Naturally Aspirated (VIN A)	Water Pump DP843
1987 Cutlass Supreme	
V6 3.8L GAS Naturally Aspirated (VIN A)	Water Pump DP843
1987 Delta 88	
V6 3.8L GAS Naturally Aspirated (VIN 3)	Water Pump DP999
1987 Firenza	
V6 2.8L GAS Naturally Aspirated (VIN W)	Water Pump DP960
1987 Toronado	
V6 3.8L GAS Naturally Aspirated (VIN 3)	Water Pump DP999
1986 98	
V6 3.8L GAS Naturally Aspirated (VIN B)	Water Pump DP999
1986 Calais	
V6 3.0L GAS Naturally Aspirated (VIN L)	Water Pump DP999
1986 Cutlass	
V8 5.0L GAS Naturally Aspirated (VIN H)	Heavy Duty DP9671 ²⁹ Standard Duty DP967
1986 Cutlass Ciera	
V6 2.8L GAS Naturally Aspirated (VIN W)	Water Pump DP1024
V6 2.8L GAS Naturally Aspirated (VIN X)	Water Pump DP1024
V6 3.8L GAS Naturally Aspirated (VIN 3)	Water Pump DP999
1986 Cutlass Salon	
V6 3.8L GAS Naturally Aspirated (VIN A)	Water Pump DP843
1986 Cutlass Supreme	
V6 3.8L GAS Naturally Aspirated (VIN A)	Water Pump DP843
1986 Delta 88	
V6 3.0L GAS Naturally Aspirated (VIN L)	Water Pump DP999
V6 3.8L GAS Naturally Aspirated (VIN 3)	Water Pump DP999
1986 Firenza	
L4 1.8L GAS Naturally Aspirated (VIN 0)	Water Pump DP073
1986 Toronado	
V6 3.8L GAS Naturally Aspirated (VIN B)	Water Pump DP999
1985 98	
V6 3.0L GAS Naturally Aspirated (VIN E)	Water Pump DP1090
V6 3.8L GAS Naturally Aspirated (VIN 3)	Water Pump DP1090
1985 Calais	
V6 3.0L GAS Naturally Aspirated (VIN L)	Water Pump DP999

Oldsmobile	
1985 Cutlass	
V8 5.0L GAS Naturally Aspirated (VIN H)	
Heavy Duty	DP9671 ²⁹
Standard Duty	DP967
1985 Cutlass Ciera	
V6 2.8L GAS Naturally Aspirated (VIN X)	
Water Pump	DP1024
V6 3.0L GAS Naturally Aspirated (VIN E)	
Water Pump	DP1090
V6 3.8L GAS Naturally Aspirated (VIN 3)	
Water Pump	DP1090
1985 Cutlass Salon	
V6 3.8L GAS Naturally Aspirated (VIN A)	
Water Pump	DP843
1985 Cutlass Supreme	
V6 3.8L GAS Naturally Aspirated (VIN A)	
Water Pump	DP843
1985 Delta 88	
V6 3.8L GAS Naturally Aspirated (VIN A)	
Water Pump	DP843
1985 Firenza	
L4 1.8L GAS Naturally Aspirated (VIN 0)	
Water Pump	DP073
1985 Toronado	
V8 5.7L DIESEL Naturally Aspirated (VIN N)	
w/o A.C., Distance from block mounting surface to pulley surface	DP1071 is 5.57"
1984 98	
V8 5.0L GAS Naturally Aspirated (VIN Y)	
Heavy Duty, w/A.C., Distance from block mounting surface to pulley surface is 5.95"	DP9951 ²⁹
Standard Duty, w/A.C., Distance from block mounting surface to pulley surface is 5.95"	DP995
w/o A.C., Distance from block mounting surface to pulley surface	DP1071 is 5.57"
V8 5.7L DIESEL Naturally Aspirated (VIN N)	
Heavy Duty, w/A.C., Distance from block mounting surface to pulley surface is 5.95"	DP9951 ²⁹
Standard Duty, w/A.C., Distance from block mounting surface to pulley surface is 5.95"	DP995
w/o A.C., Distance from block mounting surface to pulley surface	DP1071 is 5.57"
1984 Custom Cruiser	
V8 5.0L GAS Naturally Aspirated (VIN Y)	
Heavy Duty, w/A.C., Distance from block mounting surface to pulley surface is 5.95"	DP9951 ²⁹
Standard Duty, w/A.C., Distance from block mounting surface to pulley surface is 5.95"	DP995
w/o A.C., Distance from block mounting surface to pulley surface	DP1071 is 5.57"
V8 5.7L DIESEL Naturally Aspirated (VIN N)	
Heavy Duty, w/A.C., Distance from block mounting surface to pulley surface is 5.95"	DP9951 ²⁹
Standard Duty, w/A.C., Distance from block mounting surface to pulley surface is 5.95"	DP995
w/o A.C., Distance from block mounting surface to pulley surface	DP1071 is 5.57"

Oldsmobile	
1984 Cutlass Calais	
V6 3.8L GAS Naturally Aspirated (VIN A)	
Water Pump	DP843
V8 5.7L DIESEL Naturally Aspirated (VIN N)	
Heavy Duty, w/A.C., Distance from block mounting surface to pulley surface is 5.95"	DP9951 ²⁹
Standard Duty, w/A.C., Distance from block mounting surface to pulley surface is 5.95"	DP995
w/o A.C., Distance from block mounting surface to pulley surface	DP1071 is 5.57"
1984 Cutlass Ciera	
V6 2.8L GAS Naturally Aspirated (VIN X)	
Water Pump	DP1024
V6 3.0L GAS Naturally Aspirated (VIN E)	
Water Pump	DP1090
V6 3.8L GAS Naturally Aspirated (VIN 3)	
Water Pump	DP1090
1984 Cutlass Supreme	
V6 3.8L GAS Naturally Aspirated (VIN A)	
Water Pump	DP843
V8 5.0L GAS Naturally Aspirated (VIN 9)	
Heavy Duty, w/A.C., Distance from block mounting surface to pulley surface is 5.95"	DP9951 ²⁹
Standard Duty, w/A.C., Distance from block mounting surface to pulley surface is 5.95"	DP995
w/o A.C., Distance from block mounting surface to pulley surface	DP1071 is 5.57"
V8 5.0L GAS Naturally Aspirated (VIN Y)	
Heavy Duty, w/A.C., Distance from block mounting surface to pulley surface is 5.95"	DP9951 ²⁹
Standard Duty, w/A.C., Distance from block mounting surface to pulley surface is 5.95"	DP995
w/o A.C., Distance from block mounting surface to pulley surface	DP1071 is 5.57"
V8 5.7L DIESEL Naturally Aspirated (VIN N)	
Heavy Duty, w/A.C., Distance from block mounting surface to pulley surface is 5.95"	DP9951 ²⁹
Standard Duty, w/A.C., Distance from block mounting surface to pulley surface is 5.95"	DP995
w/o A.C., Distance from block mounting surface to pulley surface	DP1071 is 5.57"
1984 Delta 88	
V6 3.8L GAS Naturally Aspirated (VIN A)	
Water Pump	DP843
V8 5.0L GAS Naturally Aspirated (VIN Y)	
Heavy Duty, w/A.C., Distance from block mounting surface to pulley surface is 5.95"	DP9951 ²⁹
Standard Duty, w/A.C., Distance from block mounting surface to pulley surface is 5.95"	DP995
w/o A.C., Distance from block mounting surface to pulley surface	DP1071 is 5.57"
V8 5.7L DIESEL Naturally Aspirated (VIN N)	
Heavy Duty, w/A.C., Distance from block mounting surface to pulley surface is 5.95"	DP9951 ²⁹
Standard Duty, w/A.C., Distance from block mounting surface to pulley surface is 5.95"	DP995
w/o A.C., Distance from block mounting surface to pulley surface	DP1071 is 5.57"

Oldsmobile	
1984 Delta 88	
V8 5.7L DIESEL Naturally Aspirated (VIN N)	
w/o A.C., Distance from block mounting surface to pulley surface	DP1071 is 5.57"
1984 Omega	
V6 2.8L GAS Naturally Aspirated (VIN X)	
Water Pump	DP1024
V6 2.8L GAS Naturally Aspirated (VIN Z)	
Water Pump	DP1024
1984 Toronado	
V6 4.1L GAS Naturally Aspirated (VIN 4)	
Water Pump	DP843
V8 5.0L GAS Naturally Aspirated (VIN Y)	
Heavy Duty, w/A.C., Distance from block mounting surface to pulley surface is 5.95"	DP9951 ²⁹
Standard Duty, w/A.C., Distance from block mounting surface to pulley surface is 5.95"	DP995
w/o A.C., Distance from block mounting surface to pulley surface	DP1071 is 5.57"
V8 5.7L DIESEL Naturally Aspirated (VIN N)	
Heavy Duty, w/A.C., Distance from block mounting surface to pulley surface is 5.95"	DP9951 ²⁹
Standard Duty, w/A.C., Distance from block mounting surface to pulley surface is 5.95"	DP995
w/o A.C., Distance from block mounting surface to pulley surface	DP1071 is 5.57"
1983 98	
V6 4.1L GAS Naturally Aspirated (VIN 4)	
Water Pump	DP843
V8 5.0L GAS Naturally Aspirated (VIN Y)	
Heavy Duty, w/A.C., Distance from block mounting surface to pulley surface is 5.95"	DP9951 ²⁹
Standard Duty, w/A.C., Distance from block mounting surface to pulley surface is 5.95"	DP995
w/o A.C., Distance from block mounting surface to pulley surface	DP1071 is 5.57"
V8 5.7L DIESEL Naturally Aspirated (VIN N)	
Heavy Duty, w/A.C., Distance from block mounting surface to pulley surface is 5.95"	DP9951 ²⁹
Standard Duty, w/A.C., Distance from block mounting surface to pulley surface is 5.95"	DP995
w/o A.C., Distance from block mounting surface to pulley surface	DP1071 is 5.57"
1983 Custom Cruiser	
V8 5.0L GAS Naturally Aspirated (VIN Y)	
Heavy Duty, w/A.C., Distance from block mounting surface to pulley surface is 5.95"	DP9951 ²⁹
Standard Duty, w/A.C., Distance from block mounting surface to pulley surface is 5.95"	DP995
w/o A.C., Distance from block mounting surface to pulley surface	DP1071 is 5.57"
V8 5.7L DIESEL Naturally Aspirated (VIN N)	
Heavy Duty, w/A.C., Distance from block mounting surface to pulley surface is 5.95"	DP9951 ²⁹

Oldsmobile		Oldsmobile		Oldsmobile	
1979 Delta 88		1978 98		1978 Cutlass	
V8 4.9L GAS Naturally Aspirated (VIN Y)		V8 5.7L DIESEL Naturally Aspirated (VIN N)		V8 5.0L GAS Naturally Aspirated (VIN H)	
Water Pump	DP836	Heavy Duty, w/A.C., Distance from block mounting surface to pulley surface is 5.95"	DP9951 ²⁹	Standard Duty	DP967
V8 5.7L DIESEL Naturally Aspirated (VIN N)		V8 5.7L GAS Naturally Aspirated (VIN R)		V8 5.0L GAS Naturally Aspirated (VIN U)	
Heavy Duty, w/A.C., Distance from block mounting surface to pulley surface is 5.95"	DP9951 ²⁹	Standard Duty, w/A.C., Distance from block mounting surface to pulley surface is 5.95"	DP995	Heavy Duty	DP9671 ²⁹
Standard Duty, w/A.C., Distance from block mounting surface to pulley surface is 5.95"	DP995	w/o A.C., Distance from block mounting surface to pulley surface is 5.57"	DP1071	Standard Duty	DP967
w/o A.C., Distance from block mounting surface to pulley surface is 5.57"	DP1071	V8 5.7L GAS Naturally Aspirated (VIN R)		1978 Cutlass Calais	
V8 5.7L GAS Naturally Aspirated (VIN R)		V8 6.6L GAS Naturally Aspirated (VIN K)		V6 3.8L GAS Naturally Aspirated (VIN A)	
Heavy Duty, w/A.C., Distance from block mounting surface to pulley surface is 5.95"	DP9951 ²⁹	Heavy Duty, w/A.C., Distance from block mounting surface to pulley surface is 5.95"	DP9951 ²⁹	Water Pump	DP843
Standard Duty, w/A.C., Distance from block mounting surface to pulley surface is 5.95"	DP995	Standard Duty, w/A.C., Distance from block mounting surface to pulley surface is 5.95"	DP995	V8 4.3L GAS Naturally Aspirated (VIN F)	
w/o A.C., Distance from block mounting surface to pulley surface is 5.57"	DP1071	w/o A.C., Distance from block mounting surface to pulley surface is 5.57"	DP1071	Heavy Duty, w/A.C., Distance from block mounting surface to pulley surface is 5.95"	DP9951 ²⁹
V8 6.6L GAS Naturally Aspirated (VIN K)		V8 5.7L DIESEL Naturally Aspirated (VIN N)		Standard Duty, w/A.C., Distance from block mounting surface to pulley surface is 5.95"	DP995
Heavy Duty, w/A.C., Distance from block mounting surface to pulley surface is 5.95"	DP9951 ²⁹	Heavy Duty, w/A.C., Distance from block mounting surface to pulley surface is 5.95"	DP9951 ²⁹	w/o A.C., Distance from block mounting surface to pulley surface is 5.57"	DP1071
Standard Duty, w/A.C., Distance from block mounting surface to pulley surface is 5.95"	DP995	Standard Duty, w/A.C., Distance from block mounting surface to pulley surface is 5.95"	DP995	V8 5.0L GAS Naturally Aspirated (VIN H)	
w/o A.C., Distance from block mounting surface to pulley surface is 5.57"	DP1071	1978 Custom Cruiser		Heavy Duty	DP9671 ²⁹
V8 6.6L GAS Naturally Aspirated (VIN K)		V8 5.7L DIESEL Naturally Aspirated (VIN N)		Standard Duty	DP967
Heavy Duty, w/A.C., Distance from block mounting surface to pulley surface is 5.95"	DP9951 ²⁹	Heavy Duty, w/A.C., Distance from block mounting surface to pulley surface is 5.95"	DP9951 ²⁹	V8 5.0L GAS Naturally Aspirated (VIN U)	
Standard Duty, w/A.C., Distance from block mounting surface to pulley surface is 5.95"	DP995	Standard Duty, w/A.C., Distance from block mounting surface to pulley surface is 5.95"	DP995	Heavy Duty	DP9671 ²⁹
w/o A.C., Distance from block mounting surface to pulley surface is 5.57"	DP1071	w/o A.C., Distance from block mounting surface to pulley surface is 5.57"	DP1071	Standard Duty	DP967
1979 Omega		V8 5.7L GAS Naturally Aspirated (VIN R)		1978 Cutlass Salon	
V6 3.8L GAS Naturally Aspirated (VIN A)		Heavy Duty, w/A.C., Distance from block mounting surface to pulley surface is 5.95"	DP9951 ²⁹	V6 3.8L GAS Naturally Aspirated (VIN A)	
Water Pump	DP843	Standard Duty, w/A.C., Distance from block mounting surface to pulley surface is 5.95"	DP995	Water Pump	DP843
V8 5.0L GAS Naturally Aspirated (VIN G)		w/o A.C., Distance from block mounting surface to pulley surface is 5.57"	DP1071	V8 4.3L GAS Naturally Aspirated (VIN F)	
Heavy Duty	DP9671 ²⁹	V8 5.7L GAS Naturally Aspirated (VIN R)		Heavy Duty, w/A.C., Distance from block mounting surface to pulley surface is 5.95"	DP9951 ²⁹
Standard Duty	DP967	Heavy Duty, w/A.C., Distance from block mounting surface to pulley surface is 5.95"	DP9951 ²⁹	Standard Duty, w/A.C., Distance from block mounting surface to pulley surface is 5.95"	DP995
V8 5.7L GAS Naturally Aspirated (VIN L)		Standard Duty, w/A.C., Distance from block mounting surface to pulley surface is 5.95"	DP995	w/o A.C., Distance from block mounting surface to pulley surface is 5.57"	DP1071
Heavy Duty	DP9671 ²⁹	w/o A.C., Distance from block mounting surface to pulley surface is 5.57"	DP1071	V8 5.0L GAS Naturally Aspirated (VIN H)	
Standard Duty	DP967	V8 6.6L GAS Naturally Aspirated (VIN K)		Heavy Duty	DP9671 ²⁹
1979 Starfire		V8 5.7L GAS Naturally Aspirated (VIN R)		Standard Duty	DP967
L4 2.5L GAS Naturally Aspirated (VIN 1)		Heavy Duty, w/A.C., Distance from block mounting surface to pulley surface is 5.95"	DP9951 ²⁹	V8 5.0L GAS Naturally Aspirated (VIN U)	
Water Pump	DP862	Standard Duty, w/A.C., Distance from block mounting surface to pulley surface is 5.95"	DP995	Heavy Duty	DP9671 ²⁹
L4 2.5L GAS Naturally Aspirated (VIN V)		w/o A.C., Distance from block mounting surface to pulley surface is 5.57"	DP1071	Standard Duty	DP967
Water Pump	DP862	V8 6.6L GAS Naturally Aspirated (VIN K)		1978 Cutlass Supreme	
V6 3.8L GAS Naturally Aspirated (VIN A)		Heavy Duty, w/A.C., Distance from block mounting surface to pulley surface is 5.95"	DP9951 ²⁹	V6 3.8L GAS Naturally Aspirated (VIN A)	
Water Pump	DP843	Standard Duty, w/A.C., Distance from block mounting surface to pulley surface is 5.95"	DP995	Water Pump	DP843
1979 Toronado		w/o A.C., Distance from block mounting surface to pulley surface is 5.57"	DP1071	V8 4.3L GAS Naturally Aspirated (VIN F)	
V8 5.7L DIESEL Naturally Aspirated (VIN N)		1978 Cutlass		Heavy Duty, w/A.C., Distance from block mounting surface to pulley surface is 5.95"	DP9951 ²⁹
Heavy Duty, w/A.C., Distance from block mounting surface to pulley surface is 5.95"	DP9951 ²⁹	V6 3.8L GAS Naturally Aspirated (VIN A)		Standard Duty, w/A.C., Distance from block mounting surface to pulley surface is 5.95"	DP995
Standard Duty, w/A.C., Distance from block mounting surface to pulley surface is 5.95"	DP995	Water Pump	DP843	w/o A.C., Distance from block mounting surface to pulley surface is 5.57"	DP1071
w/o A.C., Distance from block mounting surface to pulley surface is 5.57"	DP1071	V8 4.3L GAS Naturally Aspirated (VIN F)		V8 5.0L GAS Naturally Aspirated (VIN H)	
V8 5.7L GAS Naturally Aspirated (VIN R)		Heavy Duty, w/A.C., Distance from block mounting surface to pulley surface is 5.95"	DP9951 ²⁹	Heavy Duty	DP9671 ²⁹
Heavy Duty, w/A.C., Distance from block mounting surface to pulley surface is 5.95"	DP9951 ²⁹	Standard Duty, w/A.C., Distance from block mounting surface to pulley surface is 5.95"	DP995	Standard Duty	DP967
Standard Duty, w/A.C., Distance from block mounting surface to pulley surface is 5.95"	DP995	w/o A.C., Distance from block mounting surface to pulley surface is 5.57"	DP1071	V8 5.0L GAS Naturally Aspirated (VIN U)	
w/o A.C., Distance from block mounting surface to pulley surface is 5.57"	DP1071	V8 5.0L GAS Naturally Aspirated (VIN H)		Heavy Duty	DP9671 ²⁹
V8 5.7L GAS Naturally Aspirated (VIN R)		1978 Delta 88		Standard Duty	DP967
Heavy Duty, w/A.C., Distance from block mounting surface to pulley surface is 5.95"	DP9951 ²⁹	V6 3.8L GAS Naturally Aspirated (VIN A)		V6 3.8L GAS Naturally Aspirated (VIN A)	
Standard Duty, w/A.C., Distance from block mounting surface to pulley surface is 5.95"	DP995	Water Pump	DP843	Water Pump	
w/o A.C., Distance from block mounting surface to pulley surface is 5.57"	DP1071	Heavy Duty		DP843	

Oldsmobile		Oldsmobile		Plymouth	
1967 98		1965 442		2000 Voyager	
V8 7.0L GAS Naturally Aspirated		V8 6.6L GAS Naturally Aspirated		V6 3.3L FLEX Naturally Aspirated (VIN G)	
Water Pump DP1048		Water Pump DP1048		Water Pump DP542	
1967 Cutlass		1965 98		V6 3.3L GAS Naturally Aspirated (VIN R)	
L6 4.1L GAS Naturally Aspirated		V8 7.0L GAS Naturally Aspirated		Water Pump DP542	
Water Pump DP846		Water Pump DP1048		1999 Breeze	
V8 5.4L GAS Naturally Aspirated		1965 Cutlass		L4 2.0L GAS Naturally Aspirated (VIN C)	
Water Pump DP1048		V8 5.4L GAS Naturally Aspirated		Water Pump DP241 ^{11,9}	
V8 6.6L GAS Naturally Aspirated		Water Pump DP1048		L4 2.4L GAS Naturally Aspirated (VIN X)	
Water Pump DP1048		V8 6.6L GAS Naturally Aspirated		Water Pump DP507 ^{11,9}	
1967 Cutlass Supreme		Water Pump DP1048		1999 Grand Voyager	
V8 5.4L GAS Naturally Aspirated		1965 Delta 88		V6 3.3L FLEX Naturally Aspirated (VIN G)	
Water Pump DP1048		V8 7.0L GAS Naturally Aspirated		Water Pump DP542	
1967 Delmont 88		Water Pump DP1048		V6 3.3L GAS Naturally Aspirated (VIN R)	
V8 5.4L GAS Naturally Aspirated		1965 Dynamic		Water Pump DP542	
Water Pump DP1048		V8 7.0L GAS Naturally Aspirated		V6 3.8L GAS Naturally Aspirated (VIN L)	
V8 7.0L GAS Naturally Aspirated		Water Pump DP1048		Water Pump DP542	
Water Pump DP1048		1965 F85		1999 Neon	
1967 Delta 88		V6 3.7L GAS Naturally Aspirated		L4 2.0L GAS Naturally Aspirated (VIN C)	
V8 7.0L GAS Naturally Aspirated		Water Pump DP1046		Water Pump DP241 ^{11,9}	
Water Pump DP1048		V8 5.4L GAS Naturally Aspirated		L4 2.0L GAS Naturally Aspirated (VIN Y)	
1967 F85		Water Pump DP1048		Water Pump DP241 ^{11,9}	
L6 4.1L GAS Naturally Aspirated		V8 6.6L GAS Naturally Aspirated		1999 Prowler	
Water Pump DP846		Water Pump DP1048		V6 3.5L GAS Naturally Aspirated	
V8 5.4L GAS Naturally Aspirated		1965 Jetstar 88		Water Pump DP595 ^{11,9}	
Water Pump DP1048		V8 5.4L GAS Naturally Aspirated		1999 Voyager	
1967 Toronado		Water Pump DP1048		L4 2.4L GAS Naturally Aspirated (VIN B)	
V8 7.0L GAS Naturally Aspirated		1965 Jetstar I		Water Pump DP507 ^{11,9}	
Water Pump DP1048		V8 7.0L GAS Naturally Aspirated		V6 3.3L FLEX Naturally Aspirated (VIN G)	
1967 Vista Cruiser		Water Pump DP1048		Water Pump DP542	
V8 5.4L GAS Naturally Aspirated		1965 Starfire		V6 3.3L GAS Naturally Aspirated (VIN R)	
Water Pump DP1048		V8 7.0L GAS Naturally Aspirated		Water Pump DP542	
1966 442		Water Pump DP1048		V6 3.8L GAS Naturally Aspirated (VIN L)	
V8 6.6L GAS Naturally Aspirated		1965 Vista Cruiser		Water Pump DP542	
Water Pump DP1048		V8 5.4L GAS Naturally Aspirated		1998 Breeze	
1966 98		Water Pump DP1048		L4 2.0L GAS Naturally Aspirated (VIN C)	
V8 7.0L GAS Naturally Aspirated		1964 F85		Water Pump DP241 ^{11,9}	
Water Pump DP1048		V6 3.7L GAS Naturally Aspirated		L4 2.4L GAS Naturally Aspirated (VIN X)	
1966 Cutlass		Water Pump DP1046		Water Pump DP507 ^{11,9}	
V8 5.4L GAS Naturally Aspirated		1964 Jetstar 88		1998 Grand Voyager	
Water Pump DP1048		V8 5.4L GAS Naturally Aspirated		V6 3.3L FLEX Naturally Aspirated (VIN G)	
V8 6.6L GAS Naturally Aspirated		Water Pump DP1048		Water Pump DP542	
Water Pump DP1048		Plymouth		V6 3.3L GAS Naturally Aspirated (VIN R)	
1966 Delta 88		2001 Neon		Water Pump DP542	
V8 7.0L GAS Naturally Aspirated		L4 2.0L GAS Naturally Aspirated (VIN C)		V6 3.8L GAS Naturally Aspirated (VIN L)	
Water Pump DP1048		Water Pump DP241 ^{11,9}		Water Pump DP542	
1966 Dynamic		2001 Prowler		1998 Neon	
V8 7.0L GAS Naturally Aspirated		V6 3.5L GAS Naturally Aspirated (VIN G)		L4 2.0L GAS Naturally Aspirated (VIN C)	
Water Pump DP1048		Water Pump DP595 ^{11,9}		Water Pump DP241 ^{11,9}	
1966 F85		2000 Breeze		L4 2.0L GAS Naturally Aspirated (VIN Y)	
L6 4.1L GAS Naturally Aspirated		L4 2.0L GAS Naturally Aspirated (VIN C)		Water Pump DP241 ^{11,9}	
Water Pump DP846		Water Pump DP241 ^{11,9}		1998 Voyager	
V8 5.4L GAS Naturally Aspirated		L4 2.4L GAS Naturally Aspirated (VIN X)		L4 2.4L GAS Naturally Aspirated (VIN B)	
Water Pump DP1048		Water Pump DP507 ^{11,9}		Water Pump DP507 ^{11,9}	
V8 6.6L GAS Naturally Aspirated		2000 Grand Voyager		V6 3.3L FLEX Naturally Aspirated (VIN G)	
Water Pump DP1048		V6 3.3L FLEX Naturally Aspirated (VIN G)		Water Pump DP542	
1966 Jetstar 88		Water Pump DP542		V6 3.3L GAS Naturally Aspirated (VIN R)	
V8 5.4L GAS Naturally Aspirated		V6 3.3L GAS Naturally Aspirated (VIN R)		Water Pump DP542	
Water Pump DP1048		Water Pump DP542		V6 3.8L GAS Naturally Aspirated (VIN L)	
1966 Starfire		2000 Neon		Water Pump DP542	
V8 7.0L GAS Naturally Aspirated		L4 2.0L GAS Naturally Aspirated (VIN C)		1997 Breeze	
Water Pump DP1048		Water Pump DP241 ^{11,9}		L4 2.0L GAS Naturally Aspirated (VIN C)	
1966 Toronado		2000 Prowler		Water Pump DP241 ^{11,9}	
V8 7.0L GAS Naturally Aspirated		V6 3.5L GAS Naturally Aspirated (VIN G)		L4 2.4L GAS Naturally Aspirated (VIN X)	
Water Pump DP1048		Water Pump DP595 ^{11,9}		Water Pump DP507 ^{11,9}	
1966 Vista Cruiser		2000 Voyager		1997 Grand Voyager	
V8 5.4L GAS Naturally Aspirated		L4 2.4L GAS Naturally Aspirated (VIN B)		L4 2.4L GAS Naturally Aspirated (VIN B)	
Water Pump DP1048		Water Pump DP507 ^{11,9}		Water Pump DP507 ^{11,9}	

Plymouth	
1997 Grand Voyager	
V6 3.3L GAS Naturally Aspirated (VIN R)	
Water Pump	DP542
V6 3.8L GAS Naturally Aspirated (VIN L)	
Water Pump	DP542
1997 Neon	
L4 2.0L GAS Naturally Aspirated (VIN C)	
Water Pump	DP241 ^{11,9}
L4 2.0L GAS Naturally Aspirated (VIN Y)	
Water Pump	DP241 ^{11,9}
1997 Voyager	
L4 2.4L GAS Naturally Aspirated (VIN B)	
Water Pump	DP507 ^{11,9}
V6 3.3L GAS Naturally Aspirated (VIN R)	
Water Pump	DP542
V6 3.8L GAS Naturally Aspirated (VIN L)	
Water Pump	DP542
1996 Breeze	
L4 2.0L GAS Naturally Aspirated (VIN C)	
Water Pump	DP241 ^{11,9}
1996 Grand Voyager	
V6 3.3L CNG Naturally Aspirated (VIN J)	
Water Pump	DP542
V6 3.3L GAS Naturally Aspirated (VIN R)	
Water Pump	DP542
V6 3.8L GAS Naturally Aspirated (VIN L)	
Water Pump	DP542
1996 Neon	
L4 2.0L GAS Naturally Aspirated (VIN C)	
Water Pump	DP241 ^{11,9}
L4 2.0L GAS Naturally Aspirated (VIN Y)	
Water Pump	DP241 ^{11,9}
1996 Voyager	
V6 3.3L GAS Naturally Aspirated (VIN R)	
Water Pump	DP542
1995 Acclaim	
L4 2.5L GAS Naturally Aspirated (VIN K)	
Water Pump	DP812
1995 Colt	
L4 1.5L GAS Naturally Aspirated	
Water Pump	DP367 ⁹
1995 Grand Voyager	
V6 3.3L GAS Naturally Aspirated (VIN R)	
Water Pump	DP542
V6 3.8L GAS Naturally Aspirated (VIN L)	
Water Pump	DP542
1995 Neon	
L4 2.0L GAS Naturally Aspirated (VIN C)	
Water Pump	DP241 ^{11,9}
L4 2.0L GAS Naturally Aspirated (VIN Y)	
Water Pump	DP241 ^{11,9}
1995 Voyager	
L4 2.5L GAS Naturally Aspirated (VIN K)	
Water Pump	DP812
V6 3.3L CNG Naturally Aspirated (VIN J)	
Water Pump	DP542
V6 3.3L GAS Naturally Aspirated (VIN R)	
Water Pump	DP542
1994 Acclaim	
L4 2.5L FLEX Naturally Aspirated (VIN V)	
Water Pump	DP812
L4 2.5L GAS Naturally Aspirated (VIN K)	
Water Pump	DP812
1994 Colt	
L4 1.5L GAS Naturally Aspirated (VIN A)	
Water Pump	DP367 ⁹
L4 1.8L GAS Naturally Aspirated (VIN C)	
Water Pump	DP235 ^{11,9}

Plymouth	
1994 Colt	
L4 2.4L GAS Naturally Aspirated (VIN G)	
Water Pump	DP575 ⁹
1994 Grand Voyager	
V6 3.3L GAS Naturally Aspirated (VIN R)	
Water Pump	DP542
V6 3.8L GAS Naturally Aspirated (VIN L)	
Water Pump	DP542
1994 Laser	
L4 1.8L GAS Naturally Aspirated (VIN B)	
Water Pump	DP1088 ⁹
L4 2.0L GAS Naturally Aspirated (VIN E)	
Water Pump	DP591 ⁹
L4 2.0L GAS Turbocharged (VIN F)	
Water Pump	DP591 ⁹
1994 Sundance	
L4 2.2L GAS Naturally Aspirated (VIN D)	
Water Pump	DP812
L4 2.5L GAS Naturally Aspirated (VIN K)	
Water Pump	DP812
1994 Voyager	
L4 2.5L GAS Naturally Aspirated (VIN K)	
Water Pump	DP812
V6 3.3L CNG Naturally Aspirated (VIN J)	
Water Pump	DP542
V6 3.3L GAS Naturally Aspirated (VIN R)	
Water Pump	DP542
1993 Acclaim	
L4 2.5L FLEX Naturally Aspirated (VIN V)	
Water Pump	DP812
L4 2.5L GAS Naturally Aspirated (VIN K)	
Water Pump	DP812
1993 Colt	
L4 1.5L GAS Naturally Aspirated (VIN A)	
Water Pump	DP367 ⁹
L4 1.8L GAS Naturally Aspirated (VIN C)	
Water Pump	DP235 ^{11,9}
1993 Grand Voyager	
V6 3.3L GAS Naturally Aspirated (VIN R)	
Water Pump	DP542
1993 Laser	
L4 1.8L GAS Naturally Aspirated (VIN B)	
Water Pump	DP1088 ⁹
L4 2.0L GAS Naturally Aspirated (VIN E)	
Water Pump	DP591 ⁹
L4 2.0L GAS Turbocharged (VIN F)	
Water Pump	DP591 ⁹
1993 Sundance	
L4 2.2L GAS Naturally Aspirated (VIN D)	
Water Pump	DP812
L4 2.5L GAS Naturally Aspirated (VIN K)	
Water Pump	DP812
1993 Voyager	
L4 2.5L GAS Naturally Aspirated (VIN K)	
Water Pump	DP812
V6 3.3L GAS Naturally Aspirated (VIN R)	
Water Pump	DP542
1992 Acclaim	
L4 2.5L GAS Naturally Aspirated (VIN K)	
Water Pump	DP812
1992 Colt	
L4 1.5L GAS Naturally Aspirated (VIN A)	
Water Pump	DP367 ⁹
L4 1.8L GAS Naturally Aspirated (VIN D)	
Water Pump	DP235 ^{11,9}
L4 2.4L GAS Naturally Aspirated (VIN W)	
Water Pump	DP1103 ⁹

Plymouth	
1992 Grand Voyager	
V6 3.3L GAS Naturally Aspirated (VIN R)	
Water Pump	DP542
1992 Laser	
L4 1.8L GAS Naturally Aspirated (VIN T)	
Water Pump	DP1088 ⁹
L4 2.0L GAS Naturally Aspirated (VIN R)	
Water Pump	DP591 ⁹
L4 2.0L GAS Turbocharged (VIN U)	
Water Pump	DP591 ⁹
1992 Sundance	
L4 2.2L GAS Naturally Aspirated (VIN D)	
Water Pump	DP812
L4 2.5L GAS Naturally Aspirated (VIN K)	
Water Pump	DP812
1992 Voyager	
L4 2.5L GAS Naturally Aspirated (VIN K)	
Water Pump	DP812
V6 3.3L GAS Naturally Aspirated (VIN R)	
Water Pump	DP542
1991 Acclaim	
L4 2.5L GAS Naturally Aspirated (VIN K)	
Water Pump	DP812
1991 Colt	
L4 1.5L GAS Naturally Aspirated (VIN A)	
Water Pump	DP367 ⁹
L4 1.5L GAS Naturally Aspirated (VIN K)	
Water Pump	DP367 ⁹
1991 Grand Voyager	
V6 3.3L GAS Naturally Aspirated (VIN R)	
Water Pump	DP542
1991 Laser	
L4 1.8L GAS Naturally Aspirated (VIN T)	
Water Pump	DP1088 ⁹
L4 2.0L GAS Naturally Aspirated (VIN R)	
Water Pump	DP591 ⁹
L4 2.0L GAS Turbocharged (VIN U)	
Water Pump	DP591 ⁹
1991 Sundance	
L4 2.2L GAS Naturally Aspirated (VIN D)	
Water Pump	DP812
L4 2.5L GAS Naturally Aspirated (VIN K)	
Water Pump	DP812
L4 2.5L GAS Turbocharged (VIN J)	
Water Pump	DP812
1991 Voyager	
L4 2.5L GAS Naturally Aspirated (VIN K)	
Water Pump	DP812
V6 3.3L GAS Naturally Aspirated (VIN R)	
Water Pump	DP542
1990 Acclaim	
L4 2.5L GAS Naturally Aspirated (VIN K)	
Water Pump	DP812
L4 2.5L GAS Turbocharged (VIN J)	
Water Pump	DP812
1990 Colt	
L4 1.5L GAS Naturally Aspirated (VIN K)	
Water Pump	DP367 ⁹
L4 1.5L GAS Naturally Aspirated (VIN X)	
Water Pump	DP367 ⁹
L4 1.6L GAS Naturally Aspirated (VIN Y)	
Water Pump	DP1088 ⁹
L4 1.6L GAS Turbocharged (VIN F)	
Water Pump	DP1088 ⁹
L4 1.8L GAS Naturally Aspirated (VIN T)	
Water Pump	DP1088
1990 Grand Voyager	
V6 3.3L GAS Naturally Aspirated (VIN R)	
Water Pump	DP542

Plymouth	
1990 Horizon	
L4 2.2L GAS Naturally Aspirated (VIN D)	
Water Pump	DP812
1990 Laser	
L4 1.8L GAS Naturally Aspirated (VIN T)	
Water Pump	DP1088 ⁹
L4 2.0L GAS Naturally Aspirated (VIN R)	
Water Pump	DP591 ⁹
L4 2.0L GAS Turbocharged (VIN U)	
Water Pump	DP591 ⁹
1990 Sundance	
L4 2.2L GAS Naturally Aspirated (VIN D)	
Water Pump	DP812
L4 2.5L GAS Naturally Aspirated (VIN K)	
Water Pump	DP812
L4 2.5L GAS Turbocharged (VIN J)	
Water Pump	DP812
1990 Voyager	
L4 2.5L GAS Naturally Aspirated (VIN K)	
Water Pump	DP812
L4 2.5L GAS Turbocharged (VIN J)	
Water Pump	DP812
1989 Acclaim	
L4 2.5L GAS Naturally Aspirated (VIN K)	
Water Pump	DP1060
L4 2.5L GAS Turbocharged (VIN J)	
Water Pump	DP1060
1989 Colt	
L4 1.5L GAS Naturally Aspirated (VIN K)	
Water Pump	DP367 ⁹
L4 1.5L GAS Naturally Aspirated (VIN X)	
Water Pump	DP367 ⁹
L4 1.6L GAS Naturally Aspirated (VIN Y)	
Water Pump	DP1088 ⁹
L4 1.6L GAS Turbocharged (VIN F)	
Water Pump	DP1088 ⁹
L4 1.6L GAS Turbocharged (VIN Z)	
Water Pump	DP1088 ⁹
L4 1.8L GAS Naturally Aspirated (VIN T)	
Water Pump	DP1088
1989 Expo	
L4 2.2L GAS Naturally Aspirated (VIN D)	
Water Pump	DP1060
1989 Horizon	
L4 2.2L GAS Naturally Aspirated (VIN D)	
Water Pump	DP1060
1989 Reliant	
L4 2.2L GAS Naturally Aspirated (VIN D)	
Water Pump	DP1060
L4 2.5L GAS Naturally Aspirated (VIN K)	
Water Pump	DP1060
1989 Sundance	
L4 2.2L GAS Naturally Aspirated (VIN D)	
Water Pump	DP1060
L4 2.5L GAS Naturally Aspirated (VIN K)	
Water Pump	DP1060
L4 2.5L GAS Turbocharged (VIN J)	
Water Pump	DP1060
1989 Voyager	
L4 2.5L GAS Naturally Aspirated (VIN K)	
Water Pump	DP1060
L4 2.5L GAS Turbocharged (VIN J)	
Water Pump	DP1060
1988 Caravelle	
L4 2.2L GAS Naturally Aspirated (VIN C)	
Water Pump	DP1030
L4 2.2L GAS Naturally Aspirated (VIN D)	
Water Pump	DP1030

Plymouth	
1988 Caravelle	
L4 2.2L GAS Turbocharged (VIN E)	
Water Pump	DP1030
L4 2.5L GAS Naturally Aspirated (VIN K)	
Water Pump	DP1030
1988 Colt	
L4 1.5L GAS Naturally Aspirated (VIN K)	
Water Pump	DP367 ⁹
L4 1.5L GAS Naturally Aspirated (VIN P)	
Water Pump	DP367 ⁹
L4 1.6L GAS Turbocharged (VIN F)	
Water Pump	DP1088 ⁹
1988 Expo	
L4 2.2L GAS Naturally Aspirated (VIN D)	
Water Pump	DP1030
1988 Grand Voyager	
L4 2.5L GAS Naturally Aspirated (VIN K)	
Water Pump	DP1030
1988 Horizon	
L4 2.2L GAS Naturally Aspirated (VIN D)	
Water Pump	DP1030
1988 Reliant	
L4 2.2L GAS Naturally Aspirated (VIN D)	
Water Pump	DP1030
L4 2.5L GAS Naturally Aspirated (VIN K)	
Water Pump	DP1030
1988 Sundance	
L4 2.2L GAS Naturally Aspirated (VIN D)	
Water Pump	DP1030
L4 2.2L GAS Turbocharged (VIN E)	
Water Pump	DP1030
L4 2.5L GAS Naturally Aspirated (VIN K)	
Water Pump	DP1030
1988 Voyager	
L4 2.5L GAS Naturally Aspirated (VIN K)	
Water Pump	DP1030
1987 Caravelle	
L4 2.2L GAS Naturally Aspirated (VIN C)	
Water Pump	DP1030
L4 2.2L GAS Naturally Aspirated (VIN D)	
Water Pump	DP1030
L4 2.2L GAS Turbocharged (VIN E)	
Water Pump	DP1030
L4 2.5L GAS Naturally Aspirated (VIN K)	
Water Pump	DP1030
1987 Colt	
L4 1.5L GAS Naturally Aspirated (VIN K)	
Water Pump	DP367 ⁹
L4 1.6L GAS Turbocharged (VIN F)	
Water Pump	DP1088
1987 Expo	
L4 2.2L GAS Naturally Aspirated (VIN C)	
Water Pump	DP1030
1987 Grand Voyager	
L4 2.5L GAS Naturally Aspirated (VIN K)	
Water Pump	DP1030
1987 Horizon	
L4 2.2L GAS Naturally Aspirated (VIN C)	
Water Pump	DP1030
1987 Reliant	
L4 2.2L GAS Naturally Aspirated (VIN D)	
Water Pump	DP1030
L4 2.5L GAS Naturally Aspirated (VIN K)	
Water Pump	DP1030
1987 Sundance	
L4 2.2L GAS Naturally Aspirated (VIN D)	
Water Pump	DP1030
L4 2.2L GAS Turbocharged (VIN E)	
Water Pump	DP1030

Plymouth	
1987 Turismo	
L4 2.2L GAS Naturally Aspirated (VIN C)	
Water Pump	DP1030
1987 Voyager	
L4 2.2L GAS Naturally Aspirated (VIN C)	
Water Pump	DP1030
L4 2.5L GAS Naturally Aspirated (VIN K)	
Water Pump	DP1030
L4 2.6L GAS Naturally Aspirated (VIN G)	
Water Pump	DP1116
1986 Caravelle	
L4 2.2L GAS Naturally Aspirated (VIN D)	
Water Pump	DP1030
L4 2.2L GAS Turbocharged (VIN E)	
Water Pump	DP1030
L4 2.5L GAS Naturally Aspirated (VIN K)	
Water Pump	DP1030
1986 Colt	
L4 1.5L GAS Naturally Aspirated (VIN K)	
Water Pump	DP367 ⁹
L4 1.6L GAS Turbocharged (VIN F)	
Water Pump	DP1088
1986 Horizon	
L4 2.2L GAS Naturally Aspirated (VIN C)	
Water Pump	DP1030
1986 Reliant	
L4 2.2L GAS Naturally Aspirated (VIN D)	
Water Pump	DP1030
L4 2.5L GAS Naturally Aspirated (VIN K)	
Water Pump	DP1030
1986 Turismo	
L4 2.2L GAS Naturally Aspirated (VIN C)	
Water Pump	DP1030
1986 Voyager	
L4 2.2L GAS Naturally Aspirated (VIN C)	
Water Pump	DP1030
L4 2.6L GAS Naturally Aspirated (VIN G)	
Water Pump	DP1116
1985 Caravelle	
L4 2.2L GAS Naturally Aspirated (VIN D)	
Water Pump	DP1030
L4 2.2L GAS Turbocharged (VIN E)	
Water Pump	DP1030
L4 2.6L GAS Naturally Aspirated (VIN G)	
Water Pump	DP1116
1985 Colt	
L4 1.5L GAS Naturally Aspirated (VIN K)	
Water Pump	DP367 ⁹
L4 1.6L GAS Turbocharged (VIN F)	
Water Pump	DP1088
1985 Horizon	
L4 2.2L GAS Naturally Aspirated (VIN C)	
Water Pump	DP1030
1985 Reliant	
L4 2.2L GAS Naturally Aspirated (VIN C)	
Water Pump	DP1030
L4 2.2L GAS Naturally Aspirated (VIN D)	
Water Pump	DP1030
L4 2.6L GAS Naturally Aspirated (VIN G)	
Water Pump	DP1116
1985 Turismo	
L4 2.2L GAS Naturally Aspirated (VIN C)	
Water Pump	DP1030
1985 Voyager	
L4 2.2L GAS Naturally Aspirated (VIN C)	
Water Pump	DP1030
L4 2.6L GAS Naturally Aspirated (VIN G)	
Water Pump	DP1116

Plymouth	
1984 Caravelle	
L4 2.2L GAS Naturally Aspirated (VIN C)	
Water Pump	DP1030
L4 2.2L GAS Naturally Aspirated (VIN D)	
Water Pump	DP1030
L4 2.2L GAS Turbocharged (VIN E)	
Water Pump	DP1030
L4 2.6L GAS Naturally Aspirated (VIN G)	
Water Pump	DP1116
1984 Colt	
L4 1.4L GAS Naturally Aspirated (VIN A)	
Water Pump	DP367 ⁹
L4 1.6L GAS Naturally Aspirated (VIN B)	
Water Pump	DP1088 ⁹
L4 1.6L GAS Turbocharged (VIN F)	
Water Pump	DP1088 ⁹
1984 Conquest	
L4 2.6L GAS Turbocharged (VIN H)	
Water Pump	DP367
1984 Horizon	
L4 2.2L GAS Naturally Aspirated (VIN 8)	
Water Pump	DP1030
L4 2.2L GAS Naturally Aspirated (VIN C)	
Water Pump	DP1030
1984 Reliant	
L4 2.2L GAS Naturally Aspirated (VIN C)	
Water Pump	DP1030
L4 2.6L GAS Naturally Aspirated (VIN G)	
Water Pump	DP1116
1984 Turismo	
L4 2.2L GAS Naturally Aspirated (VIN C)	
Water Pump	DP1030
1984 Voyager	
L4 2.2L GAS Naturally Aspirated (VIN C)	
Water Pump	DP1030
L4 2.6L GAS Naturally Aspirated (VIN G)	
Water Pump	DP1116
1983 Caravelle	
L4 2.2L GAS Naturally Aspirated (VIN C)	
Water Pump	DP1030
L4 2.6L GAS Naturally Aspirated (VIN 7)	
Water Pump	DP1116
L4 2.6L GAS Naturally Aspirated (VIN G)	
Water Pump	DP1116
L6 3.7L GAS Naturally Aspirated (VIN K)	
Water Pump	DP861
1983 Colt	
L4 1.4L GAS Naturally Aspirated (VIN 2)	
Water Pump	DP367 ⁹
L4 1.6L GAS Naturally Aspirated (VIN 3)	
Water Pump	DP1088
1983 Gran Fury	
L6 3.7L GAS Naturally Aspirated (VIN H)	
Water Pump	DP861
L6 3.7L GAS Naturally Aspirated (VIN K)	
Water Pump	DP861
L6 3.7L GAS Naturally Aspirated (VIN L)	
Water Pump	DP861
1983 Horizon	
L4 2.2L GAS Naturally Aspirated (VIN C)	
Water Pump	DP1030
1983 PB150	
L6 3.7L GAS Naturally Aspirated (VIN H)	
Water Pump	DP861
1983 PB250	
L6 3.7L GAS Naturally Aspirated (VIN H)	
Water Pump	DP861

Plymouth	
1983 Reliant	
L4 2.2L GAS Naturally Aspirated (VIN C)	
Water Pump	DP1030
L4 2.6L GAS Naturally Aspirated (VIN 7)	
Water Pump	DP1116
L4 2.6L GAS Naturally Aspirated (VIN G)	
Water Pump	DP1116
1983 Sapporo	
L4 2.6L GAS Naturally Aspirated (VIN 7)	
Water Pump	DP1328
1983 Scamp	
L4 2.2L GAS Naturally Aspirated (VIN C)	
Water Pump	DP1030
1983 Turismo	
L4 2.2L GAS Naturally Aspirated (VIN C)	
Water Pump	DP1030
1982 Arrow Pickup	
L4 2.0L GAS Naturally Aspirated (VIN 5)	
Water Pump	DP1328
L4 2.6L GAS Naturally Aspirated (VIN 7)	
Water Pump	DP1328
1982 Caravelle	
L6 3.7L GAS Naturally Aspirated (VIN H)	
Water Pump	DP861
1982 Champ	
L4 1.4L GAS Naturally Aspirated (VIN 2)	
Water Pump	DP367 ⁹
L4 1.6L GAS Naturally Aspirated (VIN 3)	
Water Pump	DP1088
1982 Colt	
L4 1.4L GAS Naturally Aspirated (VIN 2)	
Water Pump	DP367 ⁹
L4 1.6L GAS Naturally Aspirated (VIN 3)	
Water Pump	DP1088
1982 Gran Fury	
L6 3.7L GAS Naturally Aspirated (VIN E)	
Water Pump	DP861
L6 3.7L GAS Naturally Aspirated (VIN F)	
Water Pump	DP861
L6 3.7L GAS Naturally Aspirated (VIN G)	
Water Pump	DP861
L6 3.7L GAS Naturally Aspirated (VIN H)	
Water Pump	DP861
1982 Horizon	
L4 2.2L GAS Naturally Aspirated (VIN B)	
Water Pump	DP1030
1982 PB150	
L6 3.7L GAS Naturally Aspirated (VIN E)	
Water Pump	DP861
1982 PB250	
L6 3.7L GAS Naturally Aspirated (VIN E)	
Water Pump	DP861
1982 Reliant	
L4 2.2L GAS Naturally Aspirated (VIN B)	
Water Pump	DP1030
L4 2.6L GAS Naturally Aspirated (VIN 7)	
Water Pump	DP1116
L4 2.6L GAS Naturally Aspirated (VIN D)	
Water Pump	DP1116
1982 Sapporo	
L4 2.6L GAS Naturally Aspirated (VIN 7)	
Water Pump	DP1328
1981 Arrow Pickup	
L4 2.0L GAS Naturally Aspirated (VIN 5)	
Water Pump	DP1328
L4 2.6L GAS Naturally Aspirated (VIN 7)	
Water Pump	DP1328

Plymouth	
1981 Caravelle	
L6 3.7L GAS Naturally Aspirated (VIN G)	
Water Pump	DP861
L6 3.7L GAS Naturally Aspirated (VIN H)	
Water Pump	DP861
1981 Champ	
L4 1.4L GAS Naturally Aspirated (VIN 2)	
Water Pump	DP367 ⁹
L4 1.6L GAS Naturally Aspirated (VIN 3)	
Water Pump	DP1088
1981 Colt	
L4 1.4L GAS Naturally Aspirated (VIN 2)	
Water Pump	DP367 ⁹
L4 1.6L GAS Naturally Aspirated (VIN 3)	
Water Pump	DP1088
1981 Gran Fury	
L6 3.7L GAS Naturally Aspirated (VIN E)	
Water Pump	DP861
L6 3.7L GAS Naturally Aspirated (VIN F)	
Water Pump	DP861
L6 3.7L GAS Naturally Aspirated (VIN G)	
Water Pump	DP861
1981 Horizon	
L4 2.2L GAS Naturally Aspirated (VIN B)	
Water Pump	DP1030
1981 PB150	
L6 3.7L GAS Naturally Aspirated (VIN E)	
Water Pump	DP861
1981 PB250	
L6 3.7L GAS Naturally Aspirated (VIN E)	
Water Pump	DP861
1981 Reliant	
L4 2.2L GAS Naturally Aspirated (VIN B)	
Water Pump	DP1030
L4 2.6L GAS Naturally Aspirated (VIN D)	
Water Pump	DP1116
1981 Sapporo	
L4 2.6L GAS Naturally Aspirated (VIN 7)	
Water Pump	DP1328
1980 Arrow	
L4 2.6L GAS Naturally Aspirated (VIN F)	
Water Pump	DP1328
1980 Arrow Pickup	
L4 2.0L GAS Naturally Aspirated (VIN U)	
Water Pump	DP1328
L4 2.6L GAS Naturally Aspirated (VIN W)	
Water Pump	DP1328
1980 Caravelle	
L6 3.7L GAS Naturally Aspirated (VIN C)	
Water Pump	DP861
L6 3.7L GAS Naturally Aspirated (VIN D)	
Water Pump	DP861
1980 Colt	
L4 2.6L GAS Naturally Aspirated (VIN F)	
Water Pump	DP1328
1980 Gran Fury	
L6 3.7L GAS Naturally Aspirated (VIN C)	
Water Pump	DP861
L6 3.7L GAS Naturally Aspirated (VIN D)	
Water Pump	DP861
1980 PB100	
L6 3.7L GAS Naturally Aspirated (VIN N)	
Water Pump	DP861
1980 PB200	
L6 3.7L GAS Naturally Aspirated (VIN N)	
Water Pump	DP861
1980 Sapporo	
L4 2.6L GAS Naturally Aspirated (VIN F)	
Water Pump	DP1328

Plymouth	Plymouth	Plymouth
1980 Trailduster	1978 PB200	1977 PB300
L6 3.7L GAS Naturally Aspirated (VIN N)	L6 3.7L GAS Naturally Aspirated (VIN B)	V8 7.2L GAS Naturally Aspirated (VIN D)
Water Pump DP861	Water Pump DP861	Water Pump DP839
1980 Volare	V8 6.6L GAS Naturally Aspirated (VIN J)	1977 Trailduster
L6 3.7L GAS Naturally Aspirated (VIN C)	Water Pump DP839	L6 3.7L GAS Naturally Aspirated (VIN B)
Water Pump DP861	V8 7.2L GAS Naturally Aspirated (VIN D)	Water Pump DP861
L6 3.7L GAS Naturally Aspirated (VIN D)	Water Pump DP839	V8 6.6L GAS Naturally Aspirated (VIN J)
Water Pump DP861	1978 PB300	Water Pump DP839
1979 Arrow	V8 6.6L GAS Naturally Aspirated (VIN J)	V8 7.2L GAS Naturally Aspirated (VIN D)
L4 2.6L GAS Naturally Aspirated (VIN F)	Water Pump DP839	Water Pump DP839
Water Pump DP1328	V8 7.2L GAS Naturally Aspirated (VIN D)	1977 Volare
1979 Arrow Pickup	Water Pump DP839	L6 3.7L GAS Naturally Aspirated (VIN C)
L4 2.0L GAS Naturally Aspirated (VIN U)	1978 Sapporo	Water Pump DP861
Water Pump DP1328	L4 2.6L GAS Naturally Aspirated (VIN F)	L6 3.7L GAS Naturally Aspirated (VIN D)
L4 2.6L GAS Naturally Aspirated (VIN W)	Water Pump DP1328	Water Pump DP861
Water Pump DP1328	1978 Trailduster	1976 Arrow
1979 Caravelle	L6 3.7L GAS Naturally Aspirated (VIN B)	L4 2.0L GAS Naturally Aspirated (VIN U)
L6 3.7L GAS Naturally Aspirated (VIN C)	Water Pump DP861	Water Pump DP1328
Water Pump DP861	V8 6.6L GAS Naturally Aspirated (VIN J)	1976 Colt
L6 3.7L GAS Naturally Aspirated (VIN D)	Water Pump DP839	L4 2.0L GAS Naturally Aspirated (VIN U)
Water Pump DP861	V8 7.2L GAS Naturally Aspirated (VIN D)	Water Pump DP1328
1979 Colt	Water Pump DP839	1976 Duster
L4 2.6L GAS Naturally Aspirated (VIN F)	1978 Volare	L6 3.7L GAS Naturally Aspirated (VIN C)
Water Pump DP1328	L6 3.7L GAS Naturally Aspirated (VIN C)	Water Pump DP861
1979 PB100	Water Pump DP861	1976 Fury
L6 3.7L GAS Naturally Aspirated (VIN N)	L6 3.7L GAS Naturally Aspirated (VIN D)	L6 3.7L GAS Naturally Aspirated (VIN C)
Water Pump DP861	Water Pump DP861	Water Pump DP861
1979 Sapporo	1977 Arrow	V8 6.6L GAS Naturally Aspirated (VIN M)
L4 2.6L GAS Naturally Aspirated (VIN F)	L4 2.0L GAS Naturally Aspirated (VIN U)	Water Pump DP839
Water Pump DP1328	Water Pump DP1328	V8 6.6L GAS Naturally Aspirated (VIN N)
1979 Trailduster	1977 Colt	Water Pump DP839
L6 3.7L GAS Naturally Aspirated (VIN B)	L4 2.0L GAS Naturally Aspirated (VIN U)	V8 6.6L GAS Naturally Aspirated (VIN P)
Water Pump DP861	Water Pump DP1328	Water Pump DP839
L6 3.7L GAS Naturally Aspirated (VIN N)	1977 Fury	1976 Gran Fury
Water Pump DP861	L6 3.7L GAS Naturally Aspirated (VIN C)	V8 6.6L GAS Naturally Aspirated (VIN M)
1979 Volare	Water Pump DP861	Water Pump DP839
L6 3.7L GAS Naturally Aspirated (VIN C)	L6 3.7L GAS Naturally Aspirated (VIN D)	V8 6.6L GAS Naturally Aspirated (VIN N)
Water Pump DP861	Water Pump DP861	Water Pump DP839
L6 3.7L GAS Naturally Aspirated (VIN D)	V8 6.6L GAS Naturally Aspirated (VIN N)	V8 6.6L GAS Naturally Aspirated (VIN P)
Water Pump DP861	Water Pump DP839	Water Pump DP839
1978 Arrow	V8 6.6L GAS Naturally Aspirated (VIN P)	V8 7.2L GAS Naturally Aspirated (VIN T)
L4 2.0L GAS Naturally Aspirated (VIN U)	Water Pump DP839	Water Pump DP839
Water Pump DP1328	V8 7.2L GAS Naturally Aspirated (VIN U)	V8 7.2L GAS Naturally Aspirated (VIN U)
1978 Caravelle	Water Pump DP839	Water Pump DP839
L6 3.7L GAS Naturally Aspirated (VIN C)	1977 Gran Fury	1976 PB100
Water Pump DP861	V8 6.6L GAS Naturally Aspirated (VIN M)	L6 3.7L GAS Naturally Aspirated (VIN B)
L6 3.7L GAS Naturally Aspirated (VIN D)	Water Pump DP839	Water Pump DP861
Water Pump DP861	V8 6.6L GAS Naturally Aspirated (VIN N)	1976 PB200
1978 Colt	Water Pump DP839	L6 3.7L GAS Naturally Aspirated (VIN B)
L4 2.0L GAS Naturally Aspirated (VIN U)	V8 6.6L GAS Naturally Aspirated (VIN P)	Water Pump DP861
Water Pump DP1328	Water Pump DP839	V8 6.6L GAS Naturally Aspirated (VIN J)
L4 2.6L GAS Naturally Aspirated (VIN F)	V8 7.2L GAS Naturally Aspirated (VIN T)	Water Pump DP839
Water Pump DP1328	Water Pump DP839	V8 7.2L GAS Naturally Aspirated (VIN D)
1978 Fury	V8 7.2L GAS Naturally Aspirated (VIN U)	Water Pump DP839
L6 3.7L GAS Naturally Aspirated (VIN C)	Water Pump DP839	1976 PB300
Water Pump DP861	1977 PB100	V8 6.6L GAS Naturally Aspirated (VIN J)
L6 3.7L GAS Naturally Aspirated (VIN D)	L6 3.7L GAS Naturally Aspirated (VIN B)	Water Pump DP839
Water Pump DP861	Water Pump DP861	V8 7.2L GAS Naturally Aspirated (VIN D)
V8 6.6L GAS Naturally Aspirated (VIN N)	1977 PB200	Water Pump DP839
Water Pump DP839	L6 3.7L GAS Naturally Aspirated (VIN B)	1976 Scamp
V8 6.6L GAS Naturally Aspirated (VIN P)	Water Pump DP861	L6 3.7L GAS Naturally Aspirated (VIN C)
Water Pump DP839	V8 6.6L GAS Naturally Aspirated (VIN J)	Water Pump DP861
V8 7.2L GAS Naturally Aspirated (VIN U)	Water Pump DP839	1976 Trailduster
Water Pump DP839	V8 7.2L GAS Naturally Aspirated (VIN D)	L6 3.7L GAS Naturally Aspirated (VIN B)
1978 PB100	Water Pump DP839	Water Pump DP861
L6 3.7L GAS Naturally Aspirated (VIN B)	1977 PB300	V8 7.2L GAS Naturally Aspirated (VIN D)
Water Pump DP861	V8 6.6L GAS Naturally Aspirated (VIN J)	Water Pump DP839
1978 PB200	Water Pump DP839	
L6 3.7L GAS Naturally Aspirated (VIN B)		
Water Pump DP861		
V8 6.6L GAS Naturally Aspirated (VIN J)		
Water Pump DP839		
V8 7.2L GAS Naturally Aspirated (VIN U)		
Water Pump DP839		
1977 PB100		
L6 3.7L GAS Naturally Aspirated (VIN B)		
Water Pump DP861		
1977 PB200		
L6 3.7L GAS Naturally Aspirated (VIN B)		
Water Pump DP861		
V8 6.6L GAS Naturally Aspirated (VIN J)		
Water Pump DP839		
V8 7.2L GAS Naturally Aspirated (VIN D)		
Water Pump DP839		
1977 PB300		
V8 6.6L GAS Naturally Aspirated (VIN J)		
Water Pump DP839		

Plymouth	
1976 Valiant	
L6 3.7L GAS Naturally Aspirated (VIN C)	Water Pump DP861
1976 Volare	
L6 3.7L GAS Naturally Aspirated (VIN C)	Water Pump DP861
1975 Duster	
L6 3.7L GAS Naturally Aspirated (VIN C)	Water Pump DP861
1975 Fury	
L6 3.7L GAS Naturally Aspirated (VIN C)	Water Pump DP861
V8 6.6L GAS Naturally Aspirated (VIN M)	Water Pump DP839
V8 6.6L GAS Naturally Aspirated (VIN N)	Water Pump DP839
V8 6.6L GAS Naturally Aspirated (VIN P)	Water Pump DP839
V8 7.2L GAS Naturally Aspirated (VIN U)	Water Pump DP839
1975 Gran Fury	
V8 6.6L GAS Naturally Aspirated (VIN M)	Water Pump DP839
V8 6.6L GAS Naturally Aspirated (VIN N)	Water Pump DP839
V8 6.6L GAS Naturally Aspirated (VIN P)	Water Pump DP839
V8 7.2L GAS Naturally Aspirated (VIN T)	Water Pump DP839
V8 7.2L GAS Naturally Aspirated (VIN U)	Water Pump DP839
1975 PB100	
L6 3.7L GAS Naturally Aspirated (VIN B)	Water Pump DP861
1975 PB200	
L6 3.7L GAS Naturally Aspirated (VIN B)	Water Pump DP861
1975 Roadrunner	
V8 6.6L GAS Naturally Aspirated (VIN M)	Water Pump DP839
V8 6.6L GAS Naturally Aspirated (VIN N)	Water Pump DP839
V8 6.6L GAS Naturally Aspirated (VIN P)	Water Pump DP839
1975 Scamp	
L6 3.7L GAS Naturally Aspirated (VIN C)	Water Pump DP861
1975 Trailduster	
L6 3.7L GAS Naturally Aspirated (VIN B)	Water Pump DP861
V8 7.2L GAS Naturally Aspirated (VIN D)	Water Pump DP839
1975 Valiant	
L6 3.7L GAS Naturally Aspirated (VIN C)	Water Pump DP861
1974 Duster	
L6 3.2L GAS Naturally Aspirated (VIN B)	Water Pump DP861
L6 3.7L GAS Naturally Aspirated (VIN C)	Water Pump DP861
1974 Fury	
L6 3.7L GAS Naturally Aspirated (VIN C)	Water Pump DP861
V8 6.6L GAS Naturally Aspirated (VIN M)	Water Pump DP839
V8 6.6L GAS Naturally Aspirated (VIN N)	Water Pump DP839
V8 6.6L GAS Naturally Aspirated (VIN P)	Water Pump DP839

Plymouth	
1974 Fury	
V8 7.2L GAS Naturally Aspirated (VIN T)	Water Pump DP839
V8 7.2L GAS Naturally Aspirated (VIN U)	Water Pump DP839
1974 Fury I	
L6 3.7L GAS Naturally Aspirated (VIN C)	Water Pump DP861
V8 6.6L GAS Naturally Aspirated (VIN M)	Water Pump DP839
V8 6.6L GAS Naturally Aspirated (VIN N)	Water Pump DP839
V8 6.6L GAS Naturally Aspirated (VIN P)	Water Pump DP839
1974 Fury II	
L6 3.7L GAS Naturally Aspirated (VIN C)	Water Pump DP861
V8 6.6L GAS Naturally Aspirated (VIN M)	Water Pump DP839
V8 6.6L GAS Naturally Aspirated (VIN N)	Water Pump DP839
V8 6.6L GAS Naturally Aspirated (VIN P)	Water Pump DP839
V8 7.2L GAS Naturally Aspirated (VIN T)	Water Pump DP839
V8 7.2L GAS Naturally Aspirated (VIN U)	Water Pump DP839
1974 Fury III	
V8 6.6L GAS Naturally Aspirated (VIN M)	Water Pump DP839
V8 6.6L GAS Naturally Aspirated (VIN N)	Water Pump DP839
V8 6.6L GAS Naturally Aspirated (VIN P)	Water Pump DP839
V8 7.2L GAS Naturally Aspirated (VIN T)	Water Pump DP839
V8 7.2L GAS Naturally Aspirated (VIN U)	Water Pump DP839
1974 Gran Fury	
V8 6.6L GAS Naturally Aspirated (VIN M)	Water Pump DP839
V8 6.6L GAS Naturally Aspirated (VIN N)	Water Pump DP839
V8 6.6L GAS Naturally Aspirated (VIN P)	Water Pump DP839
V8 7.2L GAS Naturally Aspirated (VIN T)	Water Pump DP839
V8 7.2L GAS Naturally Aspirated (VIN U)	Water Pump DP839
1974 PB100 Van	
L6 3.7L GAS Naturally Aspirated (VIN B)	Water Pump DP861
1974 PB200 Van	
L6 3.7L GAS Naturally Aspirated (VIN B)	Water Pump DP861
V8 7.2L GAS Naturally Aspirated (VIN A)	Water Pump DP839
V8 7.2L GAS Naturally Aspirated (VIN D)	Water Pump DP839
1974 Roadrunner	
V8 6.6L GAS Naturally Aspirated (VIN M)	Water Pump DP839
V8 6.6L GAS Naturally Aspirated (VIN N)	Water Pump DP839
V8 6.6L GAS Naturally Aspirated (VIN P)	Water Pump DP839
V8 7.2L GAS Naturally Aspirated (VIN T)	Water Pump DP839

Plymouth	
1974 Roadrunner	
V8 7.2L GAS Naturally Aspirated (VIN U)	Water Pump DP839
1974 Satellite	
L6 3.7L GAS Naturally Aspirated (VIN C)	Water Pump DP861
V8 6.6L GAS Naturally Aspirated (VIN M)	Water Pump DP839
V8 6.6L GAS Naturally Aspirated (VIN N)	Water Pump DP839
V8 6.6L GAS Naturally Aspirated (VIN P)	Water Pump DP839
V8 7.2L GAS Naturally Aspirated (VIN T)	Water Pump DP839
V8 7.2L GAS Naturally Aspirated (VIN U)	Water Pump DP839
1974 Scamp	
L6 3.2L GAS Naturally Aspirated (VIN B)	Water Pump DP861
L6 3.7L GAS Naturally Aspirated (VIN C)	Water Pump DP861
1974 Trailduster	
V8 7.2L GAS Naturally Aspirated (VIN A)	Water Pump DP839
V8 7.2L GAS Naturally Aspirated (VIN D)	Water Pump DP839
1974 Valiant	
L6 3.2L GAS Naturally Aspirated (VIN B)	Water Pump DP861
L6 3.7L GAS Naturally Aspirated (VIN C)	Water Pump DP861
1973 Duster	
L6 3.2L GAS Naturally Aspirated (VIN B)	Water Pump DP861
L6 3.7L GAS Naturally Aspirated (VIN C)	Water Pump DP861
1973 Fury	
L6 3.7L GAS Naturally Aspirated (VIN C)	Water Pump DP861
V8 6.6L GAS Naturally Aspirated (VIN M)	Water Pump DP839
V8 6.6L GAS Naturally Aspirated (VIN P)	Water Pump DP839
V8 7.2L GAS Naturally Aspirated (VIN T)	Water Pump DP839
V8 7.2L GAS Naturally Aspirated (VIN U)	Water Pump DP839
1973 Fury I	
L6 3.7L GAS Naturally Aspirated (VIN C)	Water Pump DP861
V8 6.6L GAS Naturally Aspirated (VIN M)	Water Pump DP839
V8 6.6L GAS Naturally Aspirated (VIN P)	Water Pump DP839
V8 7.2L GAS Naturally Aspirated (VIN T)	Water Pump DP839
V8 7.2L GAS Naturally Aspirated (VIN U)	Water Pump DP839
1973 Fury II	
L6 3.7L GAS Naturally Aspirated (VIN C)	Water Pump DP861
V8 6.6L GAS Naturally Aspirated (VIN M)	Water Pump DP839
V8 6.6L GAS Naturally Aspirated (VIN P)	Water Pump DP839
V8 7.2L GAS Naturally Aspirated (VIN T)	Water Pump DP839

Plymouth		Plymouth		Plymouth	
1973 Fury II		1972 Fury		1972 Satellite	
V8 7.2L GAS Naturally Aspirated (VIN U)		V8 7.2L GAS Naturally Aspirated (VIN U)		V8 6.6L GAS Naturally Aspirated (VIN P)	
Water Pump	DP839	Water Pump	DP839	Water Pump	DP839
1973 Fury III		1972 Fury I		1972 Scamp	
L6 3.7L GAS Naturally Aspirated (VIN C)		L6 3.7L GAS Naturally Aspirated (VIN C)		L6 3.2L GAS Naturally Aspirated (VIN B)	
Water Pump	DP861	Water Pump	DP861	Water Pump	DP861
V8 6.6L GAS Naturally Aspirated (VIN M)		L6 3.7L GAS Naturally Aspirated (VIN E)		L6 3.7L GAS Naturally Aspirated (VIN C)	
Water Pump	DP839	Water Pump	DP861	Water Pump	DP861
V8 6.6L GAS Naturally Aspirated (VIN P)		V8 6.6L GAS Naturally Aspirated (VIN M)		1972 Valiant	
Water Pump	DP839	Water Pump	DP839	L6 3.2L GAS Naturally Aspirated (VIN B)	
V8 7.2L GAS Naturally Aspirated (VIN T)		V8 6.6L GAS Naturally Aspirated (VIN P)		Water Pump	
Water Pump	DP839	Water Pump	DP839	DP861	
V8 7.2L GAS Naturally Aspirated (VIN U)		V8 7.2L GAS Naturally Aspirated (VIN T)		L6 3.7L GAS Naturally Aspirated (VIN C)	
Water Pump	DP839	Water Pump	DP839	Water Pump	
1973 Gran Fury		V8 7.2L GAS Naturally Aspirated (VIN U)		DP861	
V8 6.6L GAS Naturally Aspirated (VIN M)		Water Pump	DP839	L6 3.7L GAS Naturally Aspirated (VIN E)	
Water Pump	DP839	V8 7.2L GAS Naturally Aspirated (VIN V)		Water Pump	
V8 6.6L GAS Naturally Aspirated (VIN P)		Water Pump	DP839	DP861	
Water Pump	DP839	1972 Fury II		1971 Barracuda	
V8 7.2L GAS Naturally Aspirated (VIN T)		L6 3.7L GAS Naturally Aspirated (VIN C)		L6 3.2L GAS Naturally Aspirated (VIN B)	
Water Pump	DP839	Water Pump	DP861	Water Pump	
V8 7.2L GAS Naturally Aspirated (VIN U)		V8 6.6L GAS Naturally Aspirated (VIN M)		DP861	
Water Pump	DP839	Water Pump	DP839	L6 3.7L GAS Naturally Aspirated (VIN C)	
1973 Roadrunner		V8 6.6L GAS Naturally Aspirated (VIN P)		Water Pump	
V8 6.6L GAS Naturally Aspirated (VIN M)		Water Pump	DP839	DP861	
Water Pump	DP839	V8 7.2L GAS Naturally Aspirated (VIN T)		V8 6.3L GAS Naturally Aspirated (VIN L)	
V8 6.6L GAS Naturally Aspirated (VIN P)		Water Pump	DP839	Water Pump	
Water Pump	DP839	V8 7.2L GAS Naturally Aspirated (VIN U)		DP839	
V8 7.2L GAS Naturally Aspirated (VIN T)		1972 Fury III		V8 6.3L GAS Naturally Aspirated (VIN N)	
Water Pump	DP839	L6 3.7L GAS Naturally Aspirated (VIN C)		Water Pump	
1973 Satellite		Water Pump	DP861	DP839	
L6 3.7L GAS Naturally Aspirated (VIN C)		V8 6.6L GAS Naturally Aspirated (VIN M)		V8 7.0L GAS Naturally Aspirated (VIN R)	
Water Pump	DP861	Water Pump	DP839	Water Pump	
V8 6.6L GAS Naturally Aspirated (VIN M)		V8 6.6L GAS Naturally Aspirated (VIN P)		DP839	
Water Pump	DP839	Water Pump	DP839	V8 7.2L GAS Naturally Aspirated (VIN T)	
V8 6.6L GAS Naturally Aspirated (VIN P)		V8 7.2L GAS Naturally Aspirated (VIN T)		Water Pump	
Water Pump	DP839	Water Pump	DP839	DP839	
1973 Scamp		V8 7.2L GAS Naturally Aspirated (VIN U)		V8 7.2L GAS Naturally Aspirated (VIN V)	
L6 3.2L GAS Naturally Aspirated (VIN B)		Water Pump	DP839	Water Pump	
Water Pump	DP861	1972 Gran Fury		DP839	
L6 3.7L GAS Naturally Aspirated (VIN C)		V8 6.6L GAS Naturally Aspirated (VIN M)		1971 Duster	
Water Pump	DP861	Water Pump	DP839	L6 3.2L GAS Naturally Aspirated (VIN B)	
1973 Valiant		V8 6.6L GAS Naturally Aspirated (VIN P)		Water Pump	
L6 3.2L GAS Naturally Aspirated (VIN B)		Water Pump	DP839	DP861	
Water Pump	DP861	V8 7.2L GAS Naturally Aspirated (VIN T)		L6 3.7L GAS Naturally Aspirated (VIN C)	
L6 3.7L GAS Naturally Aspirated (VIN C)		Water Pump	DP839	Water Pump	
Water Pump	DP861	V8 7.2L GAS Naturally Aspirated (VIN U)		DP861	
1972 Barracuda		1972 Roadrunner		1971 Fury	
L6 3.7L GAS Naturally Aspirated (VIN C)		V8 6.6L GAS Naturally Aspirated (VIN M)		L6 3.7L GAS Naturally Aspirated (VIN C)	
Water Pump	DP861	Water Pump	DP839	Water Pump	
1972 Duster		V8 6.6L GAS Naturally Aspirated (VIN P)		DP861	
L6 3.2L GAS Naturally Aspirated (VIN B)		Water Pump	DP839	L6 3.7L GAS Naturally Aspirated (VIN E)	
Water Pump	DP861	V8 7.2L GAS Naturally Aspirated (VIN T)		Water Pump	
L6 3.7L GAS Naturally Aspirated (VIN C)		Water Pump	DP839	DP861	
Water Pump	DP861	V8 7.2L GAS Naturally Aspirated (VIN U)		V8 6.3L GAS Naturally Aspirated (VIN L)	
L6 3.7L GAS Naturally Aspirated (VIN E)		Water Pump	DP839	Water Pump	
Water Pump	DP861	V8 7.2L GAS Naturally Aspirated (VIN V)		DP839	
1972 Fury		1972 Satellite		V8 6.3L GAS Naturally Aspirated (VIN N)	
L6 3.7L GAS Naturally Aspirated (VIN C)		L6 3.7L GAS Naturally Aspirated (VIN C)		Water Pump	
Water Pump	DP861	Water Pump	DP861	DP839	
V8 6.6L GAS Naturally Aspirated (VIN M)		L6 3.7L GAS Naturally Aspirated (VIN E)		V8 7.2L GAS Naturally Aspirated (VIN T)	
Water Pump	DP839	Water Pump	DP861	Water Pump	
V8 6.6L GAS Naturally Aspirated (VIN P)		V8 6.6L GAS Naturally Aspirated (VIN M)		DP839	
Water Pump	DP839	Water Pump	DP839	V8 7.2L GAS Naturally Aspirated (VIN V)	
V8 7.2L GAS Naturally Aspirated (VIN T)		V8 7.2L GAS Naturally Aspirated (VIN V)		Water Pump	
Water Pump	DP839	Water Pump	DP839	DP839	

Plymouth	
1968 Fury I	
V8 7.2L GAS Naturally Aspirated (VIN L)	Water Pump DP839
1968 Fury II	
L6 3.7L GAS Naturally Aspirated (VIN B)	Water Pump DP861
L6 3.7L GAS Naturally Aspirated (VIN C)	Water Pump DP861
V8 5.2L GAS Naturally Aspirated (VIN F)	Water Pump DP1043
V8 6.3L GAS Naturally Aspirated (VIN G)	Water Pump DP839
V8 6.3L GAS Naturally Aspirated (VIN H)	Water Pump DP839
V8 7.2L GAS Naturally Aspirated (VIN K)	Water Pump DP839
V8 7.2L GAS Naturally Aspirated (VIN L)	Water Pump DP839
1968 Fury III	
L6 3.7L GAS Naturally Aspirated (VIN B)	Water Pump DP861
L6 3.7L GAS Naturally Aspirated (VIN C)	Water Pump DP861
V8 5.2L GAS Naturally Aspirated (VIN F)	Water Pump DP1043
V8 6.3L GAS Naturally Aspirated (VIN G)	Water Pump DP839
V8 6.3L GAS Naturally Aspirated (VIN H)	Water Pump DP839
V8 7.2L GAS Naturally Aspirated (VIN K)	Water Pump DP839
V8 7.2L GAS Naturally Aspirated (VIN L)	Water Pump DP839
1968 GTX	
V8 5.2L GAS Naturally Aspirated (VIN F)	Water Pump DP1043
V8 6.3L GAS Naturally Aspirated (VIN G)	Water Pump DP839
V8 6.3L GAS Naturally Aspirated (VIN H)	Water Pump DP839
V8 7.0L GAS Naturally Aspirated (VIN J)	Water Pump DP839
V8 7.2L GAS Naturally Aspirated (VIN K)	Water Pump DP839
V8 7.2L GAS Naturally Aspirated (VIN L)	Water Pump DP839
1968 Roadrunner	
V8 4.5L GAS Naturally Aspirated (VIN D)	Water Pump DP1043
V8 5.2L GAS Naturally Aspirated (VIN F)	Water Pump DP1043
V8 5.6L GAS Naturally Aspirated (VIN P)	Water Pump DP1043
V8 6.3L GAS Naturally Aspirated (VIN G)	Water Pump DP839
V8 6.3L GAS Naturally Aspirated (VIN H)	Water Pump DP839
V8 7.0L GAS Naturally Aspirated (VIN J)	Water Pump DP839
1968 Satellite	
L6 3.7L GAS Naturally Aspirated (VIN B)	Water Pump DP861
L6 3.7L GAS Naturally Aspirated (VIN C)	Water Pump DP861
V8 4.5L GAS Naturally Aspirated (VIN D)	Water Pump DP1043
V8 5.2L GAS Naturally Aspirated (VIN F)	Water Pump DP1043

Plymouth	
1968 Satellite	
V8 5.6L GAS Naturally Aspirated (VIN P)	Water Pump DP1043
V8 6.3L GAS Naturally Aspirated (VIN G)	Water Pump DP839
V8 6.3L GAS Naturally Aspirated (VIN H)	Water Pump DP839
1968 Valiant	
L6 2.8L GAS Naturally Aspirated (VIN A)	Water Pump DP861
L6 3.7L GAS Naturally Aspirated (VIN B)	Water Pump DP861
V8 4.5L GAS Naturally Aspirated (VIN D)	Water Pump DP1043
V8 5.2L GAS Naturally Aspirated (VIN F)	Water Pump DP1043
V8 5.6L GAS Naturally Aspirated (VIN P)	Water Pump DP1043
1967 Barracuda	
L6 3.7L GAS Naturally Aspirated (VIN B)	Water Pump DP861
V8 4.5L GAS Naturally Aspirated (VIN D)	Water Pump DP1043
V8 5.2L GAS Naturally Aspirated (VIN F)	Water Pump DP1043
V8 6.3L GAS Naturally Aspirated (VIN G)	Water Pump DP839
V8 6.3L GAS Naturally Aspirated (VIN H)	Water Pump DP839
1967 Belvedere	
L6 3.7L GAS Naturally Aspirated (VIN B)	Water Pump DP861
L6 3.7L GAS Naturally Aspirated (VIN C)	Water Pump DP861
V8 4.5L GAS Naturally Aspirated (VIN D)	Water Pump DP1043
V8 5.2L GAS Naturally Aspirated (VIN F)	Water Pump DP1043
V8 6.3L GAS Naturally Aspirated (VIN G)	Water Pump DP839
V8 6.3L GAS Naturally Aspirated (VIN H)	Water Pump DP839
V8 7.0L GAS Naturally Aspirated (VIN J)	Water Pump DP839
V8 7.2L GAS Naturally Aspirated	Water Pump DP839
V8 7.2L GAS Naturally Aspirated (VIN K)	Water Pump DP839
1967 Belvedere II	
L6 3.7L GAS Naturally Aspirated	Water Pump DP861
V8 4.5L GAS Naturally Aspirated	Water Pump DP1043
V8 5.2L GAS Naturally Aspirated (VIN F)	Water Pump DP1043
V8 6.3L GAS Naturally Aspirated	Water Pump DP839
V8 7.0L GAS Naturally Aspirated	Water Pump DP839
V8 7.2L GAS Naturally Aspirated	Water Pump DP839
1967 Fury	
L6 3.7L GAS Naturally Aspirated (VIN B)	Water Pump DP861
L6 3.7L GAS Naturally Aspirated (VIN C)	Water Pump DP861
V8 5.2L GAS Naturally Aspirated (VIN F)	Water Pump DP1043

Plymouth	
1967 Fury	
V8 6.3L GAS Naturally Aspirated	Water Pump DP839
V8 6.3L GAS Naturally Aspirated (VIN G)	Water Pump DP839
V8 6.3L GAS Naturally Aspirated (VIN H)	Water Pump DP839
1967 Fury II	
L6 3.7L GAS Naturally Aspirated	Water Pump DP861
V8 5.2L GAS Naturally Aspirated (VIN F)	Water Pump DP1043
1967 GTX	
V8 7.0L GAS Naturally Aspirated (VIN J)	Water Pump DP839
V8 7.2L GAS Naturally Aspirated (VIN K)	Water Pump DP839
V8 7.2L GAS Naturally Aspirated (VIN L)	Water Pump DP839
1967 Satellite	
L6 3.7L GAS Naturally Aspirated (VIN B)	Water Pump DP861
L6 3.7L GAS Naturally Aspirated (VIN C)	Water Pump DP861
V8 4.5L GAS Naturally Aspirated (VIN D)	Water Pump DP1043
V8 5.2L GAS Naturally Aspirated (VIN E)	Water Pump DP1043
V8 5.2L GAS Naturally Aspirated (VIN F)	Water Pump DP1043
V8 6.3L GAS Naturally Aspirated (VIN G)	Water Pump DP839
V8 6.3L GAS Naturally Aspirated (VIN H)	Water Pump DP839
V8 7.0L GAS Naturally Aspirated (VIN J)	Water Pump DP839
V8 7.2L GAS Naturally Aspirated	Water Pump DP839
V8 7.2L GAS Naturally Aspirated (VIN K)	Water Pump DP839
V8 7.2L GAS Naturally Aspirated (VIN L)	Water Pump DP839
1967 Valiant	
L6 2.8L GAS Naturally Aspirated (VIN A)	Water Pump DP861
L6 3.7L GAS Naturally Aspirated	Water Pump DP861
L6 3.7L GAS Naturally Aspirated (VIN B)	Water Pump DP861
V8 4.5L GAS Naturally Aspirated	Water Pump DP1043
V8 4.5L GAS Naturally Aspirated (VIN D)	Water Pump DP1043

Plymouth		Plymouth		Plymouth	
1967 VIP		1966 Fury		1965 Belvedere	
V8 5.2L GAS Naturally Aspirated (VIN E)		V8 6.3L GAS Naturally Aspirated (VIN G)		V8 5.2L GAS Naturally Aspirated	
Water Pump	DP1043	Water Pump	DP839	Water Pump	DP1043
V8 5.2L GAS Naturally Aspirated (VIN F)		V8 7.0L GAS Naturally Aspirated (VIN H)		V8 5.9L GAS Naturally Aspirated	
Water Pump	DP1043	Water Pump	DP839	Water Pump	DP839
V8 6.3L GAS Naturally Aspirated (VIN G)		V8 7.2L GAS Naturally Aspirated		V8 6.3L GAS Naturally Aspirated	
Water Pump	DP839	Water Pump	DP839	Water Pump	DP839
V8 6.3L GAS Naturally Aspirated (VIN H)		1966 Fury II		V8 7.0L GAS Naturally Aspirated	
Water Pump	DP839	L6 3.7L GAS Naturally Aspirated		Water Pump	DP839
V8 7.2L GAS Naturally Aspirated		Water Pump	DP861	1965 Belvedere II	
Water Pump	DP839	V8 5.2L GAS Naturally Aspirated		L6 3.7L GAS Naturally Aspirated	
V8 7.2L GAS Naturally Aspirated (VIN K)		Water Pump	DP1043	Water Pump	DP861
Water Pump	DP839	V8 6.3L GAS Naturally Aspirated		V8 4.5L GAS Naturally Aspirated	
V8 7.2L GAS Naturally Aspirated (VIN L)		Water Pump	DP839	Water Pump	DP1043
Water Pump	DP839	1966 Fury III		V8 5.2L GAS Naturally Aspirated	
1966 Barracuda		L6 3.7L GAS Naturally Aspirated		Water Pump	DP1043
L6 2.8L GAS Naturally Aspirated (VIN A)		Water Pump	DP861	V8 6.3L GAS Naturally Aspirated	
Water Pump	DP861	V8 5.2L GAS Naturally Aspirated		Water Pump	DP839
L6 3.7L GAS Naturally Aspirated (VIN B)		Water Pump	DP1043	V8 7.0L GAS Naturally Aspirated	
Water Pump	DP861	V8 6.3L GAS Naturally Aspirated		Water Pump	DP839
V8 4.5L GAS Naturally Aspirated (VIN D)		Water Pump	DP839	1965 Fury	
Water Pump	DP1043	1966 Satellite		L6 3.7L GAS Naturally Aspirated	
1966 Belvedere		L6 3.7L GAS Naturally Aspirated (VIN B)		Water Pump	DP861
L6 3.7L GAS Naturally Aspirated (VIN B)		Water Pump	DP861	V8 4.5L GAS Naturally Aspirated	
Water Pump	DP861	L6 3.7L GAS Naturally Aspirated (VIN C)		Water Pump	DP1043
L6 3.7L GAS Naturally Aspirated (VIN C)		Water Pump	DP861	V8 5.2L GAS Naturally Aspirated	
Water Pump	DP861	V8 4.5L GAS Naturally Aspirated (VIN D)		Water Pump	DP1043
V8 4.5L GAS Naturally Aspirated (VIN D)		Water Pump	DP1043	V8 5.9L GAS Naturally Aspirated	
Water Pump	DP1043	V8 5.2L GAS Naturally Aspirated (VIN E)		Water Pump	DP839
V8 5.2L GAS Naturally Aspirated (VIN E)		Water Pump	DP1043	V8 6.3L GAS Naturally Aspirated	
Water Pump	DP1043	V8 5.9L GAS Naturally Aspirated (VIN F)		Water Pump	DP839
V8 5.9L GAS Naturally Aspirated (VIN F)		Water Pump	DP839	V8 7.0L GAS Naturally Aspirated	
Water Pump	DP839	V8 6.3L GAS Naturally Aspirated (VIN G)		Water Pump	DP839
V8 6.3L GAS Naturally Aspirated (VIN G)		Water Pump	DP839	1965 Fury II	
Water Pump	DP839	V8 7.0L GAS Naturally Aspirated (VIN H)		L6 3.7L GAS Naturally Aspirated	
V8 7.0L GAS Naturally Aspirated (VIN H)		Water Pump	DP839	Water Pump	DP861
Water Pump	DP839	V8 7.2L GAS Naturally Aspirated		V8 4.5L GAS Naturally Aspirated	
V8 7.2L GAS Naturally Aspirated		Water Pump	DP839	Water Pump	DP1043
Water Pump	DP839	V8 7.2L GAS Naturally Aspirated (VIN K)		V8 5.2L GAS Naturally Aspirated	
1966 Belvedere II		Water Pump	DP839	Water Pump	DP1043
L6 3.7L GAS Naturally Aspirated		V8 7.2L GAS Naturally Aspirated (VIN L)		V8 6.3L GAS Naturally Aspirated	
Water Pump	DP861	Water Pump	DP839	Water Pump	DP839
V8 4.5L GAS Naturally Aspirated		1966 Valiant		V8 7.0L GAS Naturally Aspirated	
Water Pump	DP1043	L6 2.8L GAS Naturally Aspirated		Water Pump	DP839
V8 5.2L GAS Naturally Aspirated		Water Pump	DP861	1965 Fury III	
Water Pump	DP1043	L6 2.8L GAS Naturally Aspirated (VIN A)		L6 3.7L GAS Naturally Aspirated	
V8 5.9L GAS Naturally Aspirated		Water Pump	DP861	Water Pump	DP861
Water Pump	DP839	L6 3.7L GAS Naturally Aspirated		V8 4.5L GAS Naturally Aspirated	
V8 6.3L GAS Naturally Aspirated		Water Pump	DP861	Water Pump	DP1043
Water Pump	DP839	L6 3.7L GAS Naturally Aspirated (VIN B)		V8 5.2L GAS Naturally Aspirated	
V8 7.0L GAS Naturally Aspirated		Water Pump	DP861	Water Pump	DP1043
Water Pump	DP839	V8 4.5L GAS Naturally Aspirated		V8 6.3L GAS Naturally Aspirated	
1966 Fury		Water Pump	DP1043	Water Pump	DP839
L6 3.7L GAS Naturally Aspirated (VIN B)		V8 4.5L GAS Naturally Aspirated (VIN D)		V8 7.0L GAS Naturally Aspirated	
Water Pump	DP861	Water Pump	DP1043	Water Pump	DP839
L6 3.7L GAS Naturally Aspirated (VIN C)		1965 Barracuda		1965 Satellite	
Water Pump	DP861	L6 2.8L GAS Naturally Aspirated		L6 3.7L GAS Naturally Aspirated	
V8 5.2L GAS Naturally Aspirated		Water Pump	DP861	Water Pump	DP861
Water Pump	DP1043	L6 3.7L GAS Naturally Aspirated		V8 4.5L GAS Naturally Aspirated	
V8 5.2L GAS Naturally Aspirated (VIN 4)		Water Pump	DP861	Water Pump	DP1043
Water Pump	DP1043	V8 4.5L GAS Naturally Aspirated		V8 5.2L GAS Naturally Aspirated	
V8 5.2L GAS Naturally Aspirated (VIN E)		Water Pump	DP1043	Water Pump	DP1043
Water Pump	DP1043	1965 Belvedere		V8 5.9L GAS Naturally Aspirated	
V8 5.9L GAS Naturally Aspirated (VIN F)		L6 3.7L GAS Naturally Aspirated		Water Pump	DP839
Water Pump	DP839	Water Pump	DP861	V8 6.3L GAS Naturally Aspirated	
V8 6.3L GAS Naturally Aspirated		V8 4.5L GAS Naturally Aspirated		Water Pump	DP839
Water Pump	DP839	Water Pump	DP1043	V8 7.0L GAS Naturally Aspirated	
				Water Pump	DP839

Plymouth		Plymouth		Plymouth	
1965 Valiant		1963 Belvedere		1962 Fleet Special	
L6 2.8L GAS Naturally Aspirated		L6 3.7L GAS Naturally Aspirated		L6 3.7L GAS Naturally Aspirated	
Water Pump	DP861	Water Pump	DP861	Water Pump	DP861
L6 3.7L GAS Naturally Aspirated		V8 5.2L GAS Naturally Aspirated		V8 5.2L GAS Naturally Aspirated	
Water Pump	DP861	Water Pump	DP1043	Water Pump	DP1043
V8 4.5L GAS Naturally Aspirated		V8 5.9L GAS Naturally Aspirated		V8 5.9L GAS Naturally Aspirated	
Water Pump	DP1043	Water Pump	DP839	Water Pump	DP839
1964 Barracuda		V8 6.3L GAS Naturally Aspirated		V8 6.3L GAS Naturally Aspirated	
L6 2.8L GAS Naturally Aspirated		Water Pump	DP839	Water Pump	DP839
Water Pump	DP861	V8 6.7L GAS Naturally Aspirated		V8 6.7L GAS Naturally Aspirated	
L6 3.7L GAS Naturally Aspirated		Water Pump	DP839	Water Pump	DP839
Water Pump	DP861	V8 7.0L GAS Naturally Aspirated		V8 7.0L GAS Naturally Aspirated	
V8 4.5L GAS Naturally Aspirated		Water Pump	DP839	V8 7.0L GAS Naturally Aspirated	
Water Pump	DP1043	1963 Fleet Special		V8 7.0L GAS Naturally Aspirated	
V8 5.9L GAS Naturally Aspirated		L6 3.7L GAS Naturally Aspirated		V8 5.2L GAS Naturally Aspirated	
Water Pump	DP839	Water Pump	DP861	Water Pump	DP1043
1964 Belvedere		V8 5.2L GAS Naturally Aspirated		V8 5.9L GAS Naturally Aspirated	
L6 3.7L GAS Naturally Aspirated		Water Pump	DP1043	Water Pump	DP839
Water Pump	DP861	V8 5.9L GAS Naturally Aspirated		V8 6.3L GAS Naturally Aspirated	
V8 4.5L GAS Naturally Aspirated		Water Pump	DP839	Water Pump	DP839
Water Pump	DP1043	V8 6.3L GAS Naturally Aspirated		V8 6.7L GAS Naturally Aspirated	
V8 5.2L GAS Naturally Aspirated		Water Pump	DP839	Water Pump	DP839
Water Pump	DP1043	V8 6.7L GAS Naturally Aspirated		V8 6.8L GAS Naturally Aspirated	
V8 5.9L GAS Naturally Aspirated		Water Pump	DP839	Water Pump	DP839
Water Pump	DP839	V8 7.0L GAS Naturally Aspirated		1962 Savoy	
V8 6.3L GAS Naturally Aspirated		Water Pump	DP839	L6 3.7L GAS Naturally Aspirated	
Water Pump	DP839	1963 Fury		Water Pump	DP861
V8 6.7L GAS Naturally Aspirated		L6 3.7L GAS Naturally Aspirated		V8 5.2L GAS Naturally Aspirated	
Water Pump	DP839	Water Pump	DP861	Water Pump	DP1043
V8 7.0L GAS Naturally Aspirated		V8 5.2L GAS Naturally Aspirated		V8 5.9L GAS Naturally Aspirated	
Water Pump	DP839	Water Pump	DP1043	Water Pump	DP839
1964 Fury		V8 5.9L GAS Naturally Aspirated		V8 6.3L GAS Naturally Aspirated	
L6 3.7L GAS Naturally Aspirated		Water Pump	DP839	Water Pump	DP839
Water Pump	DP861	V8 6.3L GAS Naturally Aspirated		V8 6.7L GAS Naturally Aspirated	
V8 4.5L GAS Naturally Aspirated		Water Pump	DP839	Water Pump	DP839
Water Pump	DP1043	V8 6.7L GAS Naturally Aspirated		V8 6.8L GAS Naturally Aspirated	
V8 5.2L GAS Naturally Aspirated		Water Pump	DP839	Water Pump	DP839
Water Pump	DP1043	V8 7.0L GAS Naturally Aspirated		1962 Valiant	
V8 5.9L GAS Naturally Aspirated		Water Pump	DP839	L6 2.8L GAS Naturally Aspirated	
V8 6.3L GAS Naturally Aspirated		1963 Savoy		Water Pump	DP861
Water Pump	DP839	L6 3.7L GAS Naturally Aspirated		L6 3.7L GAS Naturally Aspirated	
V8 6.7L GAS Naturally Aspirated		Water Pump	DP861	Water Pump	DP861
Water Pump	DP839	V8 5.2L GAS Naturally Aspirated		1961 Belvedere	
V8 7.0L GAS Naturally Aspirated		Water Pump	DP1043	L6 3.7L GAS Naturally Aspirated	
Water Pump	DP839	V8 5.9L GAS Naturally Aspirated		Water Pump	DP861
1964 Savoy		Water Pump	DP839	V8 5.2L GAS Naturally Aspirated	
L6 3.7L GAS Naturally Aspirated		V8 6.3L GAS Naturally Aspirated		Water Pump	DP1043
Water Pump	DP861	Water Pump	DP839	V8 5.9L GAS Naturally Aspirated	
V8 4.5L GAS Naturally Aspirated		V8 6.7L GAS Naturally Aspirated		Water Pump	DP839
Water Pump	DP1043	Water Pump	DP839	V8 6.3L GAS Naturally Aspirated	
V8 5.2L GAS Naturally Aspirated		V8 7.0L GAS Naturally Aspirated		Water Pump	DP839
Water Pump	DP1043	Water Pump	DP839	V8 6.7L GAS Naturally Aspirated	
V8 5.9L GAS Naturally Aspirated		1963 Valiant		Water Pump	DP839
Water Pump	DP839	L6 2.8L GAS Naturally Aspirated		V8 6.3L GAS Naturally Aspirated	
V8 6.3L GAS Naturally Aspirated		Water Pump	DP861	Water Pump	DP839
Water Pump	DP839	L6 3.7L GAS Naturally Aspirated		V8 6.7L GAS Naturally Aspirated	
V8 6.7L GAS Naturally Aspirated		Water Pump	DP861	Water Pump	DP839
V8 7.0L GAS Naturally Aspirated		1962 Belvedere		V8 6.3L GAS Naturally Aspirated	
Water Pump	DP839	L6 3.7L GAS Naturally Aspirated		Water Pump	DP839
1964 Valiant		Water Pump	DP861	V8 6.7L GAS Naturally Aspirated	
L6 2.8L GAS Naturally Aspirated		V8 5.2L GAS Naturally Aspirated		Water Pump	DP839
Water Pump	DP861	Water Pump	DP1043	1961 Fleet Special	
L6 3.7L GAS Naturally Aspirated		V8 5.9L GAS Naturally Aspirated		L6 3.7L GAS Naturally Aspirated	
Water Pump	DP861	Water Pump	DP839	Water Pump	DP861
V8 4.5L GAS Naturally Aspirated		V8 6.3L GAS Naturally Aspirated		V8 5.2L GAS Naturally Aspirated	
Water Pump	DP1043	Water Pump	DP839	Water Pump	DP1043

Plymouth	Plymouth	Plymouth
1961 Fleet Special	1960 Custom	1959 Fury
V8 5.9L GAS Naturally Aspirated	V8 5.2L GAS Naturally Aspirated	V8 5.9L GAS Naturally Aspirated
Water Pump DP839	Water Pump DP1043	Water Pump DP839
V8 6.3L GAS Naturally Aspirated	V8 5.9L GAS Naturally Aspirated	1959 Savoy
Water Pump DP839	Water Pump DP839	V8 5.2L GAS Naturally Aspirated
V8 6.7L GAS Naturally Aspirated	V8 6.3L GAS Naturally Aspirated	Water Pump DP1043
Water Pump DP839	Water Pump DP839	V8 5.9L GAS Naturally Aspirated
1961 Fury	1960 Fleet Special	Water Pump DP839
L6 3.7L GAS Naturally Aspirated	L6 3.7L GAS Naturally Aspirated	1959 Suburban
Water Pump DP861	Water Pump DP861	V8 5.2L GAS Naturally Aspirated
V8 5.2L GAS Naturally Aspirated	V8 5.2L GAS Naturally Aspirated	Water Pump DP1043
Water Pump DP1043	Water Pump DP1043	1958 Belvedere
V8 5.9L GAS Naturally Aspirated	V8 5.9L GAS Naturally Aspirated	V8 5.2L GAS Naturally Aspirated
Water Pump DP839	Water Pump DP839	Water Pump DP1043
V8 6.3L GAS Naturally Aspirated	V8 6.3L GAS Naturally Aspirated	V8 5.7L GAS Naturally Aspirated
Water Pump DP839	Water Pump DP839	Water Pump DP839
V8 6.7L GAS Naturally Aspirated	1960 Fury	1958 Custom
Water Pump DP839	L6 3.7L GAS Naturally Aspirated	V8 5.2L GAS Naturally Aspirated
1961 Savoy	Water Pump DP861	Water Pump DP1043
L6 3.7L GAS Naturally Aspirated	V8 5.2L GAS Naturally Aspirated	V8 5.7L GAS Naturally Aspirated
Water Pump DP861	Water Pump DP1043	Water Pump DP839
V8 5.2L GAS Naturally Aspirated	V8 5.9L GAS Naturally Aspirated	1958 Fury
Water Pump DP1043	Water Pump DP839	V8 5.2L GAS Naturally Aspirated
V8 5.9L GAS Naturally Aspirated	V8 6.3L GAS Naturally Aspirated	Water Pump DP1043
Water Pump DP839	Water Pump DP839	V8 5.7L GAS Naturally Aspirated
V8 6.3L GAS Naturally Aspirated	1960 Savoy	Water Pump DP839
Water Pump DP839	L6 3.7L GAS Naturally Aspirated	1958 Plaza
V8 6.7L GAS Naturally Aspirated	Water Pump DP861	V8 5.2L GAS Naturally Aspirated
Water Pump DP839	V8 5.2L GAS Naturally Aspirated	Water Pump DP1043
V8 6.8L GAS Naturally Aspirated	Water Pump DP1043	V8 5.7L GAS Naturally Aspirated
Water Pump DP839	V8 5.9L GAS Naturally Aspirated	Water Pump DP839
1961 Sport Wagon	V8 6.3L GAS Naturally Aspirated	1958 Savoy
L6 3.7L GAS Naturally Aspirated	Water Pump DP839	V8 5.2L GAS Naturally Aspirated
Water Pump DP861	V8 6.3L GAS Naturally Aspirated	Water Pump DP1043
V8 5.2L GAS Naturally Aspirated	1960 Sport Wagon	V8 5.7L GAS Naturally Aspirated
Water Pump DP1043	L6 3.7L GAS Naturally Aspirated	Water Pump DP839
V8 5.9L GAS Naturally Aspirated	Water Pump DP861	1958 Suburban
Water Pump DP839	V8 5.2L GAS Naturally Aspirated	V8 5.2L GAS Naturally Aspirated
V8 6.3L GAS Naturally Aspirated	Water Pump DP1043	Water Pump DP1043
Water Pump DP839	V8 5.9L GAS Naturally Aspirated	1957 Fury
V8 6.7L GAS Naturally Aspirated	Water Pump DP839	V8 5.2L GAS Naturally Aspirated
Water Pump DP839	V8 6.3L GAS Naturally Aspirated	Water Pump DP1043
1961 Suburban	Water Pump DP839	Pontiac
L6 3.7L GAS Naturally Aspirated	1960 Suburban	2010 G3
Water Pump DP861	L6 3.7L GAS Naturally Aspirated	L4 1.6L GAS Naturally Aspirated (VIN E)
V8 5.2L GAS Naturally Aspirated	Water Pump DP861	Water Pump DP191
Water Pump DP1043	V8 5.2L GAS Naturally Aspirated	2010 G5
V8 5.9L GAS Naturally Aspirated	Water Pump DP1043	L4 2.2L GAS Naturally Aspirated (VIN H)
Water Pump DP839	V8 5.9L GAS Naturally Aspirated	Water Pump DP208
V8 6.3L GAS Naturally Aspirated	Water Pump DP839	2010 G6
Water Pump DP839	V8 6.3L GAS Naturally Aspirated	L4 2.4L FLEX Naturally Aspirated (VIN 0)
1961 Valiant	Water Pump DP839	Water Pump DP208
L6 2.8L GAS Naturally Aspirated	1960 Valiant	L4 2.4L GAS Naturally Aspirated (VIN B)
Water Pump DP861	L6 2.8L GAS Naturally Aspirated	Water Pump DP208
L6 3.7L GAS Naturally Aspirated	Water Pump DP861	V6 3.5L FLEX Naturally Aspirated (VIN K)
Water Pump DP861	1959 Belvedere	Water Pump DP981
1960 Belvedere	V8 5.2L GAS Naturally Aspirated	V6 3.5L GAS Naturally Aspirated (VIN N)
L6 3.7L GAS Naturally Aspirated	Water Pump DP1043	Water Pump DP981
Water Pump DP861	V8 5.9L GAS Naturally Aspirated	2010 Vibe
V8 5.2L GAS Naturally Aspirated	Water Pump DP839	L4 1.8L GAS Naturally Aspirated (VIN 8)
Water Pump DP1043	1959 Custom	Water Pump DP1442
V8 5.9L GAS Naturally Aspirated	V8 5.2L GAS Naturally Aspirated	L4 2.4L GAS Naturally Aspirated (VIN 0)
Water Pump DP839	Water Pump DP1043	Water Pump DP3001
V8 6.3L GAS Naturally Aspirated	V8 5.9L GAS Naturally Aspirated	2009 G3
Water Pump DP839	Water Pump DP839	L4 1.6L GAS Naturally Aspirated (VIN E)
1960 Custom	1959 Fury	Water Pump DP191
L6 3.7L GAS Naturally Aspirated	V8 5.2L GAS Naturally Aspirated	2009 G3 Wave
Water Pump DP861	Water Pump DP1043	L4 1.6L GAS Naturally Aspirated (VIN E)
		Water Pump DP191

Pontiac	
2009 G5	
L4 2.2L GAS Naturally Aspirated (VIN H)	Water Pump DP208
2009 G6	
L4 2.4L GAS Naturally Aspirated (VIN B)	Water Pump DP208
V6 3.5L FLEX Naturally Aspirated (VIN K)	Water Pump DP981
V6 3.5L GAS Naturally Aspirated (VIN N)	Water Pump DP981
V6 3.6L GAS Naturally Aspirated (VIN 7)	Water Pump DP532
V6 3.9L GAS Naturally Aspirated (VIN 1)	Water Pump DP981
2009 G8	
V6 3.6L GAS Naturally Aspirated (VIN 7)	Water Pump DP532
V8 6.0L GAS Naturally Aspirated (VIN Y)	Water Pump DP1308
V8 6.2L GAS Naturally Aspirated (VIN W)	Water Pump DP1308
2009 Montana	
V6 3.9L GAS Naturally Aspirated (VIN 1)	Water Pump DP981
2009 Solstice	
L4 2.0L GAS Turbocharged (VIN X)	Water Pump DP208
L4 2.4L GAS Naturally Aspirated (VIN B)	Water Pump DP208
2009 Torrent	
V6 3.4L GAS Naturally Aspirated (VIN F)	Water Pump DP994
V6 3.6L GAS Naturally Aspirated (VIN 7)	Water Pump DP532
2009 Vibe	
L4 1.8L GAS Naturally Aspirated (VIN 8)	Water Pump DP1442
L4 2.4L GAS Naturally Aspirated (VIN 0)	Water Pump DP3001
2008 G5	
L4 2.2L GAS Naturally Aspirated (VIN F)	Water Pump DP208
L4 2.4L GAS Naturally Aspirated (VIN B)	Water Pump DP208
2008 G6	
L4 2.4L GAS Naturally Aspirated (VIN B)	Water Pump DP208
V6 3.5L GAS Naturally Aspirated (VIN N)	Water Pump DP981
V6 3.6L GAS Naturally Aspirated (VIN 7)	Water Pump DP532
V6 3.9L GAS Naturally Aspirated (VIN 1)	Water Pump DP981
2008 G8	
V6 3.6L GAS Naturally Aspirated (VIN 7)	Water Pump DP532
V8 6.0L GAS Naturally Aspirated (VIN Y)	Water Pump DP1308
2008 Grand Prix	
V8 5.3L GAS Naturally Aspirated (VIN C)	Water Pump DP1327
2008 Montana	
V6 3.9L FLEX Naturally Aspirated (VIN W)	Water Pump DP981
V6 3.9L GAS Naturally Aspirated (VIN 1)	Water Pump DP981
2008 Solstice	
L4 2.0L GAS Turbocharged (VIN X)	Water Pump DP208

Pontiac	
2008 Solstice	
L4 2.4L GAS Naturally Aspirated (VIN B)	Water Pump DP208
2008 Torrent	
V6 3.4L GAS Naturally Aspirated (VIN F)	Water Pump DP994
V6 3.6L GAS Naturally Aspirated (VIN 7)	Water Pump DP532
2008 Wave	
L4 1.6L GAS Naturally Aspirated (VIN 6)	Water Pump DP071 ^{11,9}
2007 G5	
L4 2.2L GAS Naturally Aspirated (VIN F)	Water Pump DP208
L4 2.4L GAS Naturally Aspirated (VIN B)	Water Pump DP208
2007 G6	
L4 2.4L GAS Naturally Aspirated (VIN B)	Water Pump DP208
V6 3.5L GAS Naturally Aspirated (VIN N)	Water Pump DP981
V6 3.6L GAS Naturally Aspirated (VIN 7)	Water Pump DP532
V6 3.9L GAS Naturally Aspirated (VIN 1)	Water Pump DP981
2007 Grand Prix	
V8 5.3L GAS Naturally Aspirated (VIN C)	Water Pump DP1327
2007 Montana	
V6 3.9L GAS Naturally Aspirated (VIN 1)	Water Pump DP981
2007 Solstice	
L4 2.0L GAS Turbocharged (VIN X)	Water Pump DP208
L4 2.4L GAS Naturally Aspirated (VIN B)	Water Pump DP208
2007 Torrent	
V6 3.4L GAS Naturally Aspirated (VIN F)	Water Pump DP994
2007 Wave	
L4 1.6L GAS Naturally Aspirated (VIN 6)	Water Pump DP071 ^{11,9}
2007 Wave5	
L4 1.6L GAS Naturally Aspirated (VIN 6)	Water Pump DP071 ^{11,9}
2006 G6	
L4 2.4L GAS Naturally Aspirated (VIN B)	Water Pump DP208
V6 3.5L GAS Naturally Aspirated (VIN 8)	Water Pump DP960
V6 3.9L GAS Naturally Aspirated (VIN 1)	Water Pump DP981
2006 Grand Prix	
V8 5.3L GAS Naturally Aspirated (VIN C)	Water Pump DP1327
2006 GTO	
V8 6.0L GAS Naturally Aspirated (VIN U)	Water Pump DP1317
2006 Montana	
V6 3.5L GAS Naturally Aspirated (VIN L)	Water Pump DP960
V6 3.9L GAS Naturally Aspirated (VIN 1)	Water Pump DP981
2006 Pursuit	
L4 2.2L GAS Naturally Aspirated (VIN F)	Water Pump DP208
L4 2.4L GAS Naturally Aspirated (VIN B)	Water Pump DP208

Pontiac	
2006 Solstice	
L4 2.4L GAS Naturally Aspirated (VIN B)	Water Pump DP208
2006 Torrent	
V6 3.4L GAS Naturally Aspirated (VIN F)	Water Pump DP994
2006 Vibe	
L4 1.8L GAS Naturally Aspirated (VIN 8)	Water Pump DP549
L4 1.8L GAS Naturally Aspirated (VIN L)	Water Pump DP549
2006 Wave	
L4 1.6L GAS Naturally Aspirated (VIN 6)	Water Pump DP071 ^{11,9}
2006 Wave5	
L4 1.6L GAS Naturally Aspirated (VIN 6)	Water Pump DP071 ^{11,9}
2005 Aztek	
V6 3.4L GAS Naturally Aspirated (VIN E)	Water Pump DP960
2005 Bonneville	
V8 4.6L GAS Naturally Aspirated (VIN Y)	Water Pump DP972
2005 G6	
V6 3.5L GAS Naturally Aspirated (VIN 8)	Water Pump DP960
2005 Grand Am	
L4 2.2L GAS Naturally Aspirated (VIN F)	Water Pump DP208
V6 3.4L GAS Naturally Aspirated (VIN E)	Water Pump DP960
2005 Grand Prix	
V8 5.3L GAS Naturally Aspirated (VIN C)	Water Pump DP1327
2005 GTO	
V8 6.0L GAS Naturally Aspirated (VIN U)	Water Pump DP1317
2005 Montana	
V6 3.4L GAS Naturally Aspirated (VIN E)	Water Pump DP960
V6 3.5L GAS Naturally Aspirated (VIN L)	Water Pump DP960
2005 Pursuit	
L4 2.2L GAS Naturally Aspirated (VIN F)	Water Pump DP208
2005 Sunfire	
L4 2.2L GAS Naturally Aspirated (VIN F)	Water Pump DP208
2005 Vibe	
L4 1.8L GAS Naturally Aspirated (VIN 8)	Water Pump DP549
L4 1.8L GAS Naturally Aspirated (VIN L)	Water Pump DP549
2005 Wave	
L4 1.6L GAS Naturally Aspirated (VIN 6)	Water Pump DP071 ^{11,9}
2005 Wave5	
L4 1.6L GAS Naturally Aspirated (VIN 6)	Water Pump DP071 ^{11,9}
2004 Aztek	
V6 3.4L GAS Naturally Aspirated (VIN E)	Water Pump DP960
2004 Bonneville	
V8 4.6L GAS Naturally Aspirated (VIN Y)	Water Pump DP972
2004 Grand Am	
L4 2.2L GAS Naturally Aspirated (VIN F)	Water Pump DP208

Pontiac		Pontiac		Pontiac	
2004 Grand Am		2001 Grand Am		1998 Firebird	
V6 3.4L GAS Naturally Aspirated (VIN E)		L4 2.4L GAS Naturally Aspirated (VIN T)		V8 5.7L GAS Naturally Aspirated (VIN G)	
Water Pump	DP960	Water Pump	DP1316	Water Pump	DP1317
2004 GTO		V6 3.4L GAS Naturally Aspirated (VIN E)		1998 Firefly	
V8 5.7L GAS Naturally Aspirated		Water Pump		L3 1.0L GAS Naturally Aspirated (VIN 6)	
Water Pump	DP1317	2001 Grand Prix		Water Pump	
2004 Montana		V6 3.1L GAS Naturally Aspirated (VIN J)		L4 1.3L GAS Naturally Aspirated (VIN 2)	
V6 3.4L GAS Naturally Aspirated (VIN E)		Water Pump		Water Pump	
Water Pump	DP960	2001 Montana		1998 Grand Am	
2004 Sunfire		V6 3.4L GAS Naturally Aspirated (VIN E)		L4 2.4L GAS Naturally Aspirated (VIN T)	
L4 2.2L GAS Naturally Aspirated (VIN F)		Water Pump		Water Pump	
Water Pump	DP208	2001 Sunfire		V6 3.1L GAS Naturally Aspirated (VIN M)	
2004 Vibe		L4 2.2L GAS Naturally Aspirated (VIN 4)		Water Pump	
L4 1.8L GAS Naturally Aspirated (VIN 8)		Water Pump		1998 Grand Prix	
Water Pump	DP549	L4 2.4L GAS Naturally Aspirated (VIN T)		V6 3.1L GAS Naturally Aspirated (VIN M)	
L4 1.8L GAS Naturally Aspirated (VIN L)		Water Pump		Water Pump	
Water Pump	DP549	2000 Firebird		1998 Sunfire	
2003 Aztek		V8 5.7L GAS Naturally Aspirated (VIN G)		L4 2.2L GAS Naturally Aspirated (VIN 4)	
V6 3.4L GAS Naturally Aspirated (VIN E)		Water Pump		Water Pump	
Water Pump	DP960	2000 Firefly		L4 2.4L GAS Naturally Aspirated (VIN T)	
2003 Grand Am		L3 1.0L GAS Naturally Aspirated (VIN 6)		Water Pump	
L4 2.2L GAS Naturally Aspirated (VIN F)		Water Pump		1998 Trans Sport	
Water Pump	DP208	L4 1.3L GAS Naturally Aspirated (VIN 2)		V6 3.4L GAS Naturally Aspirated (VIN E)	
V6 3.4L GAS Naturally Aspirated (VIN E)		Water Pump		Water Pump	
Water Pump	DP960	2000 Grand Am		1997 Firebird	
2003 Grand Prix		L4 2.4L GAS Naturally Aspirated (VIN T)		V8 5.7L GAS Naturally Aspirated (VIN P)	
V6 3.1L GAS Naturally Aspirated (VIN J)		Water Pump		Water Pump	
Water Pump	DP960	V6 3.4L GAS Naturally Aspirated (VIN E)		1997 Firefly	
2003 Montana		Water Pump		L3 1.0L GAS Naturally Aspirated (VIN 6)	
V6 3.4L GAS Naturally Aspirated (VIN E)		2000 Grand Prix		Water Pump	
Water Pump	DP960	V6 3.1L GAS Naturally Aspirated (VIN J)		L4 1.3L GAS Naturally Aspirated (VIN 9)	
2003 Sunfire		Water Pump		Water Pump	
L4 2.2L GAS Naturally Aspirated (VIN F)		2000 Montana		1997 Grand Am	
Water Pump	DP208	V6 3.4L GAS Naturally Aspirated (VIN E)		L4 2.4L GAS Naturally Aspirated (VIN T)	
2003 Vibe		Water Pump		Water Pump	
L4 1.8L GAS Naturally Aspirated (VIN 8)		2000 Sunfire		V6 3.1L GAS Naturally Aspirated (VIN M)	
Water Pump	DP549	L4 2.2L GAS Naturally Aspirated (VIN 4)		Water Pump	
L4 1.8L GAS Naturally Aspirated (VIN L)		Water Pump		1997 Grand Prix	
Water Pump	DP549	L4 2.4L GAS Naturally Aspirated (VIN T)		V6 3.1L GAS Naturally Aspirated (VIN M)	
2002 Aztek		Water Pump		Water Pump	
V6 3.4L GAS Naturally Aspirated (VIN E)		1999 Firebird		1997 Sunfire	
Water Pump	DP960	V8 5.7L GAS Naturally Aspirated (VIN G)		L4 2.2L GAS Naturally Aspirated (VIN 4)	
2002 Firebird		Water Pump		Water Pump	
V8 5.7L GAS Naturally Aspirated (VIN G)		1999 Firefly		L4 2.4L GAS Naturally Aspirated (VIN T)	
Water Pump	DP1317	L3 1.0L GAS Naturally Aspirated (VIN 6)		Water Pump	
2002 Grand Am		Water Pump		1997 Sunrunner	
L4 2.2L GAS Naturally Aspirated (VIN F)		L4 1.3L GAS Naturally Aspirated (VIN 2)		L4 1.6L GAS Naturally Aspirated (VIN 6)	
Water Pump	DP208	Water Pump		Water Pump	
V6 3.4L GAS Naturally Aspirated (VIN E)		1999 Grand Am		1997 Trans Sport	
Water Pump	DP960	L4 2.4L GAS Naturally Aspirated (VIN T)		V6 3.4L GAS Naturally Aspirated (VIN E)	
2002 Grand Prix		Water Pump		Water Pump	
V6 3.1L GAS Naturally Aspirated (VIN J)		V6 3.4L GAS Naturally Aspirated (VIN E)		1996 Firebird	
Water Pump	DP960	Water Pump		V8 5.7L GAS Naturally Aspirated (VIN P)	
2002 Montana		1999 Grand Prix		Water Pump	
V6 3.4L GAS Naturally Aspirated (VIN E)		V6 3.1L GAS Naturally Aspirated (VIN M)		1996 Firefly	
Water Pump	DP960	Water Pump		L3 1.0L GAS Naturally Aspirated (VIN 6)	
2002 Sunfire		1999 Montana		Water Pump	
L4 2.2L GAS Naturally Aspirated (VIN 4)		V6 3.4L GAS Naturally Aspirated (VIN E)		L4 1.3L GAS Naturally Aspirated (VIN 9)	
Water Pump	DP966	Water Pump		Water Pump	
L4 2.4L GAS Naturally Aspirated (VIN T)		1999 Sunfire		1996 Grand Am	
Water Pump	DP1316	L4 2.2L GAS Naturally Aspirated (VIN 4)		L4 2.4L GAS Naturally Aspirated (VIN T)	
2001 Aztek		Water Pump		Water Pump	
V6 3.4L GAS Naturally Aspirated (VIN E)		L4 2.4L GAS Naturally Aspirated (VIN T)		V6 3.1L GAS Naturally Aspirated (VIN M)	
Water Pump	DP960	Water Pump		Water Pump	
2001 Firebird		1999 Trans Sport		1996 Grand Prix	
V8 5.7L GAS Naturally Aspirated (VIN G)		V6 3.4L GAS Naturally Aspirated (VIN E)		V6 3.1L GAS Naturally Aspirated (VIN M)	
Water Pump	DP1317	Water Pump		Water Pump	

Pontiac	
1996 Sunfire	
L4 2.2L GAS Naturally Aspirated (VIN 4)	
Water Pump	DP966
L4 2.4L GAS Naturally Aspirated (VIN T)	
Water Pump	DP1316
1996 Sunrunner	
L4 1.6L GAS Naturally Aspirated (VIN 6)	
Water Pump	DP382 ⁹
1996 Trans Sport	
V6 3.4L GAS Naturally Aspirated (VIN E)	
Water Pump	DP960
1995 Bonneville	
V6 3.8L GAS Naturally Aspirated (VIN K)	
Water Pump	DP999
V6 3.8L GAS Supercharged (VIN 1)	
Water Pump	DP999
1995 Firebird	
V6 3.4L GAS Naturally Aspirated (VIN S)	
Water Pump	DP818
V6 3.8L GAS Naturally Aspirated (VIN K)	
Water Pump	DP999
V8 5.7L GAS Naturally Aspirated (VIN P)	
Water Pump	DP820
1995 Firefly	
L3 1.0L GAS Naturally Aspirated (VIN 6)	
Water Pump	DP372 ⁹
L4 1.3L GAS Naturally Aspirated (VIN 9)	
Water Pump	DP372 ⁹
1995 Grand Am	
L4 2.3L GAS Naturally Aspirated (VIN D)	
Water Pump	DP1033
V6 3.1L GAS Naturally Aspirated (VIN M)	
Water Pump	DP960
1995 Grand Prix	
V6 3.1L GAS Naturally Aspirated (VIN M)	
Water Pump	DP960
V6 3.4L GAS Naturally Aspirated (VIN X)	
Water Pump	DP960
1995 Sunfire	
L4 2.2L GAS Naturally Aspirated (VIN 4)	
Water Pump	DP966
L4 2.3L GAS Naturally Aspirated (VIN D)	
Water Pump	DP1033
1995 Sunrunner	
L4 1.6L GAS Naturally Aspirated (VIN 6)	
Water Pump	DP382 ⁹
1995 Trans Sport	
V6 3.1L GAS Naturally Aspirated (VIN D)	
Water Pump	DP960
V6 3.8L GAS Naturally Aspirated (VIN L)	
Water Pump	DP999
1994 Bonneville	
V6 3.8L GAS Naturally Aspirated (VIN L)	
Water Pump	DP999
V6 3.8L GAS Supercharged (VIN 1)	
Water Pump	DP999
1994 Firebird	
V6 3.4L GAS Naturally Aspirated (VIN S)	
Water Pump	DP818
V8 5.7L GAS Naturally Aspirated (VIN P)	
Water Pump	DP820
1994 Firefly	
L3 1.0L GAS Naturally Aspirated (VIN 6)	
Water Pump	DP372 ⁹
L4 1.3L GAS Naturally Aspirated (VIN 9)	
Water Pump	DP372
1994 Grand Am	
L4 2.3L GAS Naturally Aspirated (VIN 3)	
Water Pump	DP1033

Pontiac	
1994 Grand Am	
L4 2.3L GAS Naturally Aspirated (VIN A)	
Water Pump	DP1033
L4 2.3L GAS Naturally Aspirated (VIN D)	
Water Pump	DP1033
V6 3.1L GAS Naturally Aspirated (VIN M)	
Water Pump	DP960
1994 Grand Prix	
V6 3.1L GAS Naturally Aspirated (VIN M)	
Water Pump	DP960
V6 3.4L GAS Naturally Aspirated (VIN X)	
Water Pump	DP960
1994 Sunbird	
V6 3.1L GAS Naturally Aspirated (VIN T)	
Water Pump	DP960
1994 Sunrunner	
L4 1.6L GAS Naturally Aspirated (VIN U)	
Water Pump	DP382
1994 Trans Sport	
V6 3.1L GAS Naturally Aspirated (VIN D)	
Water Pump	DP960
V6 3.8L GAS Naturally Aspirated (VIN L)	
Water Pump	DP999
1993 Bonneville	
V6 3.8L GAS Naturally Aspirated (VIN L)	
Water Pump	DP999
V6 3.8L GAS Supercharged (VIN 1)	
Water Pump	DP999
1993 Firebird	
V6 3.4L GAS Naturally Aspirated (VIN S)	
Water Pump	DP818
V8 5.7L GAS Naturally Aspirated (VIN P)	
Water Pump	DP820
1993 Grand Am	
L4 2.3L GAS Naturally Aspirated (VIN 3)	
Water Pump	DP1033
L4 2.3L GAS Naturally Aspirated (VIN A)	
Water Pump	DP1033
L4 2.3L GAS Naturally Aspirated (VIN D)	
Water Pump	DP1033
V6 3.3L GAS Naturally Aspirated (VIN N)	
Water Pump	DP999
1993 Grand Prix	
V6 3.1L GAS Naturally Aspirated (VIN T)	
Water Pump	DP960
V6 3.4L GAS Naturally Aspirated (VIN X)	
Water Pump	DP960
1993 LeMans	
L4 1.6L GAS Naturally Aspirated (VIN 6)	
Water Pump	DP007 ^{11,9}
1993 Sunbird	
V6 3.1L GAS Naturally Aspirated (VIN T)	
Water Pump	DP960
1993 Trans Sport	
V6 3.1L GAS Naturally Aspirated (VIN D)	
Water Pump	DP960
V6 3.8L GAS Naturally Aspirated (VIN L)	
Water Pump	DP999
1992 Bonneville	
V6 3.8L GAS Naturally Aspirated (VIN L)	
Water Pump	DP999
V6 3.8L GAS Supercharged (VIN 1)	
Water Pump	DP999
1992 Firebird	
V6 3.1L GAS Naturally Aspirated (VIN T)	
Water Pump	DP1056
V8 5.0L GAS Naturally Aspirated (VIN E)	
Heavy Duty	DP9631 ²⁹
Standard Duty	DP963

Pontiac	
1992 Firebird	
V8 5.0L GAS Naturally Aspirated (VIN F)	
Heavy Duty	DP9631 ²⁹
Standard Duty	DP963
V8 5.7L GAS Naturally Aspirated (VIN 8)	
Heavy Duty	DP9631 ²⁹
Standard Duty	DP963
1992 Grand Am	
L4 2.3L GAS Naturally Aspirated (VIN 3)	
Water Pump	DP1033
L4 2.3L GAS Naturally Aspirated (VIN A)	
Water Pump	DP1033
L4 2.3L GAS Naturally Aspirated (VIN D)	
Water Pump	DP1033
V6 3.3L GAS Naturally Aspirated (VIN N)	
Water Pump	DP999
1992 Grand Prix	
V6 3.1L GAS Naturally Aspirated (VIN T)	
Water Pump	DP960
V6 3.4L GAS Naturally Aspirated (VIN X)	
Water Pump	DP960
1992 LeMans	
L4 1.6L GAS Naturally Aspirated (VIN 6)	
Water Pump	DP007 ^{11,9}
1992 Sunbird	
V6 3.1L GAS Naturally Aspirated (VIN T)	
Water Pump	DP960
1992 Trans Sport	
V6 3.1L GAS Naturally Aspirated (VIN D)	
Water Pump	DP960
V6 3.8L GAS Naturally Aspirated (VIN L)	
Water Pump	DP999
1991 6000	
L4 2.5L GAS Naturally Aspirated (VIN R)	
Water Pump	DP1044
V6 3.1L GAS Naturally Aspirated (VIN T)	
Water Pump	DP960
1991 Bonneville	
V6 3.8L GAS Naturally Aspirated (VIN C)	
Water Pump	DP999
1991 Firebird	
V6 3.1L GAS Naturally Aspirated (VIN T)	
Water Pump	DP1056
V8 5.0L GAS Naturally Aspirated (VIN E)	
Heavy Duty	DP9631 ²⁹
Standard Duty	DP963
V8 5.0L GAS Naturally Aspirated (VIN F)	
Heavy Duty	DP9631 ²⁹
Standard Duty	DP963
V8 5.7L GAS Naturally Aspirated (VIN 8)	
Heavy Duty	DP9631 ²⁹
Standard Duty	DP963
1991 Firefly	
L3 1.0L GAS Naturally Aspirated (VIN 6)	
Water Pump	DP372
L3 1.0L GAS Turbocharged (VIN 2)	
Water Pump	DP372
1991 Grand Am	
L4 2.3L GAS Naturally Aspirated (VIN A)	
Water Pump	DP1033
L4 2.3L GAS Naturally Aspirated (VIN D)	
Water Pump	DP1033
1991 Grand Prix	
L4 2.3L GAS Naturally Aspirated (VIN D)	
Water Pump	DP1033
V6 3.1L GAS Naturally Aspirated (VIN T)	
Water Pump	DP960

Pontiac		Pontiac		Pontiac	
1991 Grand Prix		1989 6000		1988 Bonneville	
V6 3.4L GAS Naturally Aspirated (VIN X)		L4 2.5L GAS Naturally Aspirated (VIN R)		V6 3.8L GAS Naturally Aspirated (VIN 3)	
Water Pump	DP960	Water Pump	DP1044	Water Pump	DP999
1991 LeMans		V6 2.8L GAS Naturally Aspirated (VIN W)		V6 3.8L GAS Naturally Aspirated (VIN C)	
L4 1.6L GAS Naturally Aspirated (VIN 6)		Water Pump		Water Pump	
Water Pump	DP007 ^{11,9}	V6 3.1L GAS Naturally Aspirated (VIN T)		Water Pump	
Water Pump	DP007 ^{11,9}	Water Pump		DP999	
1991 Sunbird		1989 Bonneville		1988 Fiero	
V6 3.1L GAS Naturally Aspirated (VIN T)		V6 3.8L GAS Naturally Aspirated (VIN C)		L4 2.5L GAS Naturally Aspirated (VIN R)	
Water Pump	DP960	Water Pump		Water Pump	
Water Pump	DP960	DP999		DP1051	
1991 Tempest		1989 Firebird		V6 2.8L GAS Naturally Aspirated (VIN 9)	
L4 2.2L GAS Naturally Aspirated (VIN G)		Water Pump		Water Pump	
Water Pump	DP966	DP999		DP1024	
V6 3.1L GAS Naturally Aspirated (VIN T)		V6 2.8L GAS Naturally Aspirated (VIN S)		1988 Firebird	
Water Pump	DP960	Water Pump		V6 2.8L GAS Naturally Aspirated (VIN S)	
Water Pump	DP960	DP1056		Water Pump	
1991 Trans Sport		V6 3.8L GAS Turbocharged (VIN 7)		DP1056	
V6 3.1L GAS Naturally Aspirated (VIN D)		Water Pump		V8 5.0L GAS Naturally Aspirated (VIN E)	
Water Pump	DP960	DP843		Heavy Duty	
Water Pump	DP960	V8 5.0L GAS Naturally Aspirated (VIN E)		DP963 ²⁹	
Water Pump	DP960	Heavy Duty		DP963	
Water Pump	DP960	DP963 ²⁹		V8 5.0L GAS Naturally Aspirated (VIN F)	
1990 6000		Standard Duty		DP963 ²⁹	
L4 2.5L GAS Naturally Aspirated (VIN R)		V8 5.0L GAS Naturally Aspirated (VIN F)		Standard Duty	
Water Pump	DP1044	Heavy Duty		DP963	
Water Pump	DP1044	DP963 ²⁹		V8 5.7L GAS Naturally Aspirated (VIN 8)	
Water Pump	DP960	Standard Duty		Heavy Duty	
Water Pump	DP960	DP963		DP963 ²⁹	
1990 Bonneville		V8 5.7L GAS Naturally Aspirated (VIN 8)		Standard Duty	
V6 3.8L GAS Naturally Aspirated (VIN C)		Heavy Duty		DP963	
Water Pump	DP999	DP963 ²⁹		1988 Firefly	
Water Pump	DP999	Standard Duty		L3 1.0L GAS Naturally Aspirated (VIN 5)	
1990 Firebird		DP963		Water Pump	
V6 3.1L GAS Naturally Aspirated (VIN T)		1989 Firefly		DP1027	
Water Pump	DP1056	L3 1.0L GAS Naturally Aspirated (VIN 6)		L3 1.0L GAS Turbocharged (VIN 2)	
Water Pump	DP1056	Water Pump		Water Pump	
Heavy Duty	DP963 ²⁹	DP372		DP1027	
Standard Duty	DP963	L3 1.0L GAS Turbocharged (VIN 2)		1988 Grand Am	
Standard Duty	DP963	Water Pump		L4 2.0L GAS Turbocharged (VIN M)	
Standard Duty	DP963	DP372		Water Pump	
Standard Duty	DP963	1989 Grand Am		DP073 ¹¹	
Standard Duty	DP963	L4 2.0L GAS Turbocharged (VIN M)		L4 2.3L GAS Naturally Aspirated (VIN D)	
Standard Duty	DP963	Water Pump		Water Pump	
Standard Duty	DP963	DP073 ¹¹		DP1033	
Standard Duty	DP963	L4 2.3L GAS Naturally Aspirated (VIN A)		1988 Grand Prix	
Standard Duty	DP963	Water Pump		V6 2.8L GAS Naturally Aspirated (VIN W)	
Standard Duty	DP963	DP1033		Water Pump	
Standard Duty	DP963	L4 2.3L GAS Naturally Aspirated (VIN D)		DP960	
Standard Duty	DP963	Water Pump		1988 Optima	
Standard Duty	DP963	DP1033		L4 2.0L GAS Naturally Aspirated (VIN K)	
1990 Firefly		1989 Grand Prix		Water Pump	
L3 1.0L GAS Naturally Aspirated (VIN 6)		V6 2.8L GAS Naturally Aspirated (VIN W)		DP073 ¹¹	
Water Pump	DP372	Water Pump		1988 Sunbird	
Water Pump	DP372	DP960		L4 2.0L GAS Naturally Aspirated (VIN K)	
Water Pump	DP372	V6 3.1L GAS Naturally Aspirated (VIN T)		Water Pump	
Water Pump	DP372	Water Pump		DP073	
1990 Grand Am		DP960		L4 2.0L GAS Turbocharged (VIN M)	
L4 2.3L GAS Naturally Aspirated (VIN A)		V6 3.1L GAS Turbocharged (VIN V)		Water Pump	
Water Pump	DP1033	Water Pump		DP073	
Water Pump	DP1033	DP960		1988 Tempest	
Water Pump	DP1033	1989 LeMans		L4 2.0L GAS Naturally Aspirated (VIN 1)	
Water Pump	DP1033	L4 2.0L GAS Naturally Aspirated (VIN K)		Water Pump	
Water Pump	DP1033	Water Pump		DP073	
Water Pump	DP1033	DP073 ¹¹		V6 2.8L GAS Naturally Aspirated (VIN W)	
1990 Grand Prix		1989 Optima		Water Pump	
L4 2.3L GAS Naturally Aspirated (VIN D)		L4 2.0L GAS Naturally Aspirated (VIN K)		DP960	
Water Pump	DP1033	Water Pump		1987 6000	
Water Pump	DP1033	DP073 ¹¹		L4 2.5L GAS Naturally Aspirated (VIN R)	
Water Pump	DP1033	1989 Sunbird		Water Pump	
Water Pump	DP1033	L4 2.0L GAS Naturally Aspirated (VIN K)		DP1044	
Water Pump	DP1033	Water Pump		V6 2.8L GAS Naturally Aspirated (VIN W)	
Water Pump	DP1033	DP073 ¹¹		Water Pump	
Water Pump	DP1033	L4 2.0L GAS Turbocharged (VIN M)		DP960	
Water Pump	DP1033	Water Pump		1987 Acadian	
Water Pump	DP1033	DP073 ¹¹		L4 1.6L GAS Naturally Aspirated (VIN C)	
1990 LeMans		1989 Tempest		Water Pump	
L4 2.0L GAS Naturally Aspirated (VIN K)		L4 2.0L GAS Naturally Aspirated (VIN 1)		DP1085	
Water Pump	DP073 ¹¹	Water Pump		1987 Bonneville	
Water Pump	DP073 ¹¹	DP073		V6 3.8L GAS Naturally Aspirated (VIN 3)	
Water Pump	DP073 ¹¹	V6 2.8L GAS Naturally Aspirated (VIN W)		Water Pump	
Water Pump	DP073 ¹¹	Water Pump		DP999	
Water Pump	DP073 ¹¹	DP960		1987 Fiero	
1990 Optima		1988 6000		L4 2.5L GAS Naturally Aspirated (VIN R)	
L4 2.0L GAS Naturally Aspirated (VIN K)		L4 2.5L GAS Naturally Aspirated (VIN R)		Water Pump	
Water Pump	DP073 ¹¹	Water Pump		DP1051	
Water Pump	DP073 ¹¹	DP1044		V6 2.8L GAS Naturally Aspirated (VIN 9)	
Water Pump	DP073 ¹¹	V6 2.8L GAS Naturally Aspirated (VIN W)		Water Pump	
Water Pump	DP073 ¹¹	Water Pump		DP1024	
Water Pump	DP073 ¹¹	DP960		1987 Firebird	
1990 Tempest		V6 3.1L GAS Naturally Aspirated (VIN T)		V6 2.8L GAS Naturally Aspirated (VIN S)	
L4 2.2L GAS Naturally Aspirated (VIN G)		Water Pump		Water Pump	
Water Pump	DP966	DP960		DP1056	
Water Pump	DP966	V6 3.1L GAS Naturally Aspirated (VIN T)		V8 5.0L GAS Naturally Aspirated (VIN F)	
Water Pump	DP960	Water Pump		Heavy Duty	
Water Pump	DP960	DP960		DP967 ¹²⁹	
1990 Trans Sport		DP960			
V6 3.1L GAS Naturally Aspirated (VIN D)					
Water Pump	DP960				

Pontiac	
1987 Firebird	
V8 5.0L GAS Naturally Aspirated (VIN F)	
Standard Duty	DP967
V8 5.0L GAS Naturally Aspirated (VIN H)	
Heavy Duty	DP9671 ²⁹
Standard Duty	DP967
V8 5.7L GAS Naturally Aspirated (VIN 8)	
Heavy Duty	DP9671 ²⁹
Standard Duty	DP967
1987 Firefly	
L3 1.0L GAS Naturally Aspirated (VIN 5)	
Water Pump	DP1027
L3 1.0L GAS Turbocharged (VIN 2)	
Water Pump	DP1027
1987 Grand Am	
L4 2.0L GAS Turbocharged (VIN M)	
Water Pump	DP073 ¹¹
V6 3.0L GAS Naturally Aspirated (VIN L)	
Water Pump	DP999
1987 Grand Prix	
V6 3.8L GAS Naturally Aspirated (VIN A)	
Water Pump	DP843
V6 4.3L GAS Naturally Aspirated (VIN Z)	
Heavy Duty	DP9671 ²⁹
Standard Duty	DP967
V8 5.0L GAS Naturally Aspirated (VIN H)	
Heavy Duty	DP9671 ²⁹
Standard Duty	DP967
1987 Sunbird	
L4 2.0L GAS Naturally Aspirated (VIN K)	
Water Pump	DP073
L4 2.0L GAS Turbocharged (VIN M)	
Water Pump	DP073
1987 T1000	
L4 1.6L GAS Naturally Aspirated (VIN C)	
Water Pump	DP1085
1987 Tempest	
L4 2.0L GAS Naturally Aspirated (VIN 1)	
Water Pump	DP073
V6 2.8L GAS Naturally Aspirated (VIN W)	
Water Pump	DP960
1986 6000	
V6 2.8L GAS Naturally Aspirated (VIN W)	
Water Pump	DP1024
V6 2.8L GAS Naturally Aspirated (VIN X)	
Water Pump	DP1024
1986 Acadian	
L4 1.6L GAS Naturally Aspirated (VIN C)	
Water Pump	DP1085
L4 1.8L DIESEL Naturally Aspirated (VIN D)	
Water Pump	DP1085 ⁹
1986 Bonneville	
V6 3.8L GAS Naturally Aspirated (VIN A)	
Water Pump	DP843
V6 4.3L GAS Naturally Aspirated (VIN Z)	
Heavy Duty	DP9671 ²⁹
Standard Duty	DP967
V8 5.0L GAS Naturally Aspirated (VIN H)	
Heavy Duty	DP9671 ²⁹
Standard Duty	DP967
1986 Fiero	
L4 2.5L GAS Naturally Aspirated (VIN R)	
Water Pump	DP1051
V6 2.8L GAS Naturally Aspirated (VIN 9)	
Water Pump	DP1024

Pontiac	
1986 Firebird	
V6 2.8L GAS Naturally Aspirated (VIN S)	
Water Pump	DP1024
V8 5.0L GAS Naturally Aspirated (VIN F)	
Heavy Duty	DP9671 ²⁹
Standard Duty	DP967
V8 5.0L GAS Naturally Aspirated (VIN G)	
Heavy Duty	DP9671 ²⁹
Standard Duty	DP967
V8 5.0L GAS Naturally Aspirated (VIN H)	
Heavy Duty	DP9671 ²⁹
Standard Duty	DP967
1986 Firefly	
L3 1.0L GAS Naturally Aspirated (VIN 5)	
Water Pump	DP1027 ⁹
1986 Grand Am	
V6 3.0L GAS Naturally Aspirated (VIN L)	
Water Pump	DP999
1986 Grand Prix	
V6 3.8L GAS Naturally Aspirated (VIN A)	
Water Pump	DP843
V6 4.3L GAS Naturally Aspirated (VIN Z)	
Heavy Duty	DP9671 ²⁹
Standard Duty	DP967
V8 5.0L GAS Naturally Aspirated (VIN H)	
Heavy Duty	DP9671 ²⁹
Standard Duty	DP967
1986 Parisienne	
V6 4.3L GAS Naturally Aspirated (VIN Z)	
Heavy Duty	DP9671 ²⁹
Standard Duty	DP967
1986 T1000	
L4 1.6L GAS Naturally Aspirated (VIN C)	
Water Pump	DP1085
1985 6000	
V6 2.8L GAS Naturally Aspirated (VIN W)	
Water Pump	DP1024
V6 2.8L GAS Naturally Aspirated (VIN X)	
Water Pump	DP1024
1985 Acadian	
L4 1.6L GAS Naturally Aspirated (VIN C)	
Water Pump	DP1085
L4 1.8L DIESEL Naturally Aspirated (VIN D)	
Water Pump	DP1085 ⁹
1985 Bonneville	
V6 3.8L GAS Naturally Aspirated (VIN A)	
Water Pump	DP843
V8 5.0L GAS Naturally Aspirated (VIN H)	
Heavy Duty	DP9671 ²⁹
Standard Duty	DP967
1985 Fiero	
L4 2.5L GAS Naturally Aspirated (VIN R)	
Water Pump	DP1051
V6 2.8L GAS Naturally Aspirated (VIN 9)	
Water Pump	DP1024
1985 Firebird	
V6 2.8L GAS Naturally Aspirated (VIN S)	
Water Pump	DP1024
V8 5.0L GAS Naturally Aspirated (VIN F)	
Heavy Duty	DP9671 ²⁹
Standard Duty	DP967
V8 5.0L GAS Naturally Aspirated (VIN G)	
Heavy Duty	DP9671 ²⁹
Standard Duty	DP967
V8 5.0L GAS Naturally Aspirated (VIN H)	
Heavy Duty	DP9671 ²⁹
Standard Duty	DP967

Pontiac	
1985 Firefly	
L3 1.0L GAS Naturally Aspirated (VIN 5)	
Water Pump	DP1027
L3 1.0L GAS Naturally Aspirated (VIN M)	
Water Pump	DP1027
1985 Grand Am	
V6 3.0L GAS Naturally Aspirated (VIN L)	
Water Pump	DP999
1985 Grand Prix	
V6 3.8L GAS Naturally Aspirated (VIN A)	
Water Pump	DP843
V8 5.0L GAS Naturally Aspirated (VIN H)	
Heavy Duty	DP9671 ²⁹
Standard Duty	DP967
1985 Parisienne	
V6 3.8L GAS Naturally Aspirated (VIN A)	
Water Pump	DP843
V6 4.3L GAS Naturally Aspirated (VIN Z)	
Heavy Duty	DP9671 ²⁹
Standard Duty	DP967
V8 5.0L GAS Naturally Aspirated (VIN H)	
Heavy Duty	DP9671 ²⁹
Standard Duty	DP967
1985 T1000	
L4 1.6L GAS Naturally Aspirated (VIN C)	
Water Pump	DP1085
1984 6000	
V6 2.8L GAS Naturally Aspirated (VIN X)	
Water Pump	DP1024
V6 2.8L GAS Naturally Aspirated (VIN Z)	
Water Pump	DP1024
1984 Acadian	
L4 1.6L GAS Naturally Aspirated (VIN C)	
Water Pump	DP1085
L4 1.8L DIESEL Naturally Aspirated (VIN D)	
Water Pump	DP1085
1984 Bonneville	
V6 3.8L GAS Naturally Aspirated (VIN A)	
Water Pump	DP843
V8 5.0L GAS Naturally Aspirated (VIN H)	
Heavy Duty	DP9671 ²⁹
Standard Duty	DP967
1984 Fiero	
L4 2.5L GAS Naturally Aspirated (VIN R)	
Water Pump	DP1051
1984 Firebird	
L4 2.5L GAS Naturally Aspirated (VIN 2)	
Water Pump	DP862
V6 2.8L GAS Naturally Aspirated (VIN 1)	
Water Pump	DP837
V6 2.8L GAS Naturally Aspirated (VIN L)	
Water Pump	DP837
V8 5.0L GAS Naturally Aspirated (VIN G)	
Heavy Duty	DP9671 ²⁹
Standard Duty	DP967
V8 5.0L GAS Naturally Aspirated (VIN H)	
Heavy Duty	DP9671 ²⁹
Standard Duty	DP967
1984 Grand Prix	
V6 3.8L GAS Naturally Aspirated (VIN A)	
Water Pump	DP843
V8 5.0L GAS Naturally Aspirated (VIN H)	
Heavy Duty	DP9671 ²⁹
Standard Duty	DP967
1984 Parisienne	
V6 3.8L GAS Naturally Aspirated (VIN A)	
Water Pump	DP843

Pontiac	
1984 Parisienne	
V8 5.0L GAS Naturally Aspirated (VIN H)	
Heavy Duty	DP9671 ²⁹
Standard Duty	DP967
1984 Phoenix	
V6 2.8L GAS Naturally Aspirated (VIN X)	
Water Pump	DP1024
V6 2.8L GAS Naturally Aspirated (VIN Z)	
Water Pump	DP1024
1984 T1000	
L4 1.6L GAS Naturally Aspirated (VIN C)	
Water Pump	DP1085
1983 6000	
V6 2.8L GAS Naturally Aspirated (VIN X)	
Water Pump	DP1024
V6 2.8L GAS Naturally Aspirated (VIN Z)	
Water Pump	DP1024
1983 Acadian	
L4 1.6L GAS Naturally Aspirated (VIN C)	
Water Pump	DP1085
L4 1.8L DIESEL Naturally Aspirated (VIN D)	
Water Pump	DP1085
1983 Bonneville	
V6 3.8L GAS Naturally Aspirated (VIN A)	
Water Pump	DP843
V8 5.0L GAS Naturally Aspirated (VIN H)	
Heavy Duty	DP9671 ²⁹
Standard Duty	DP967
1983 Firebird	
L4 2.5L GAS Naturally Aspirated (VIN 2)	
Water Pump	DP862
L4 2.5L GAS Naturally Aspirated (VIN F)	
Water Pump	DP862
V6 2.8L GAS Naturally Aspirated (VIN 1)	
Water Pump	DP837
V6 2.8L GAS Naturally Aspirated (VIN L)	
Water Pump	DP837
V8 5.0L GAS Naturally Aspirated (VIN 7)	
Heavy Duty	DP9671 ²⁹
Standard Duty	DP967
V8 5.0L GAS Naturally Aspirated (VIN H)	
Heavy Duty	DP9671 ²⁹
Standard Duty	DP967
V8 5.0L GAS Naturally Aspirated (VIN S)	
Heavy Duty	DP9671 ²⁹
Standard Duty	DP967
1983 Grand LeMans	
V6 3.8L GAS Naturally Aspirated (VIN A)	
Water Pump	DP843
V8 5.0L GAS Naturally Aspirated (VIN H)	
Heavy Duty	DP9671 ²⁹
Standard Duty	DP967
V8 5.7L DIESEL Naturally Aspirated (VIN N)	
Heavy Duty, w/A.C., Distance from block mounting surface to pulley surface is 5.95"	DP9951 ²⁹
Standard Duty, w/A.C., Distance from block mounting surface to pulley surface is 5.95"	DP995
w/o A.C., Distance from block mounting surface to pulley surface is 5.57"	DP1071
1983 Grand Prix	
V6 3.8L GAS Naturally Aspirated (VIN A)	
Water Pump	DP843
V8 5.0L GAS Naturally Aspirated (VIN H)	
Heavy Duty	DP9671 ²⁹
Standard Duty	DP967

Pontiac	
1983 Parisienne	
V6 3.8L GAS Naturally Aspirated (VIN A)	
Water Pump	DP843
V8 5.0L GAS Naturally Aspirated (VIN H)	
Heavy Duty	DP9671 ²⁹
Standard Duty	DP967
1983 Phoenix	
V6 2.8L GAS Naturally Aspirated (VIN X)	
Water Pump	DP1024
V6 2.8L GAS Naturally Aspirated (VIN Z)	
Water Pump	DP1024
1983 T1000	
L4 1.6L GAS Naturally Aspirated (VIN C)	
Water Pump	DP1085
1982 6000	
V6 2.8L GAS Naturally Aspirated (VIN X)	
Water Pump	DP1024
1982 Acadian	
L4 1.6L GAS Naturally Aspirated (VIN 9)	
Water Pump	DP1085
L4 1.6L GAS Naturally Aspirated (VIN C)	
Water Pump	DP1085
L4 1.8L DIESEL Naturally Aspirated (VIN D)	
Water Pump	DP1085
1982 Bonneville	
V6 3.8L GAS Naturally Aspirated (VIN A)	
Water Pump	DP843
V6 4.1L GAS Naturally Aspirated (VIN 4)	
Water Pump	DP843
1982 Firebird	
L4 2.5L GAS Naturally Aspirated (VIN 2)	
Water Pump	DP862
L4 2.5L GAS Naturally Aspirated (VIN F)	
Water Pump	DP862
V6 2.8L GAS Naturally Aspirated (VIN 1)	
Water Pump	DP837
V8 5.0L GAS Naturally Aspirated (VIN 7)	
Heavy Duty	DP9671 ²⁹
Standard Duty	DP967
V8 5.0L GAS Naturally Aspirated (VIN H)	
Heavy Duty	DP9671 ²⁹
Standard Duty	DP967
1982 Grand LeMans	
V6 3.8L GAS Naturally Aspirated (VIN A)	
Water Pump	DP843
V6 4.1L GAS Naturally Aspirated (VIN 4)	
Water Pump	DP843
V8 4.4L GAS Naturally Aspirated (VIN J)	
Heavy Duty	DP9671 ²⁹
Standard Duty	DP967
V8 5.0L GAS Naturally Aspirated (VIN H)	
Heavy Duty	DP9671 ²⁹
Standard Duty	DP967
V8 5.7L DIESEL Naturally Aspirated (VIN N)	
Heavy Duty, w/A.C., Distance from block mounting surface to pulley surface is 5.95"	DP9951 ²⁹
Standard Duty, w/A.C., Distance from block mounting surface to pulley surface is 5.95"	DP995
w/o A.C., Distance from block mounting surface to pulley surface is 5.57"	DP1071
1982 Grand Prix	
V6 3.8L GAS Naturally Aspirated (VIN A)	
Water Pump	DP843
V6 4.1L GAS Naturally Aspirated (VIN 4)	
Water Pump	DP843

Pontiac	
1982 Grand Prix	
V8 4.4L GAS Naturally Aspirated (VIN J)	
Heavy Duty	DP9671 ²⁹
Standard Duty	DP967
1982 Parisienne	
V6 3.8L GAS Naturally Aspirated (VIN A)	
Water Pump	DP843
V8 4.4L GAS Naturally Aspirated (VIN J)	
Heavy Duty	DP9671 ²⁹
Standard Duty	DP967
V8 5.0L GAS Naturally Aspirated (VIN H)	
Heavy Duty	DP9671 ²⁹
Standard Duty	DP967
1982 Phoenix	
V6 2.8L GAS Naturally Aspirated (VIN X)	
Water Pump	DP1024
V6 2.8L GAS Naturally Aspirated (VIN Z)	
Water Pump	DP1024
1982 T1000	
L4 1.6L GAS Naturally Aspirated (VIN C)	
Water Pump	DP1085
1981 Acadian	
L4 1.6L GAS Naturally Aspirated (VIN 9)	
Water Pump	DP1085
L4 1.8L DIESEL Naturally Aspirated (VIN D)	
Water Pump	DP1085
1981 Bonneville	
V6 3.8L GAS Naturally Aspirated (VIN A)	
Water Pump	DP843
V8 4.3L GAS Naturally Aspirated (VIN S)	
Water Pump	DP836
V8 5.0L GAS Naturally Aspirated (VIN Y)	
Heavy Duty, w/A.C., Distance from block mounting surface to pulley surface is 5.95"	DP9951 ²⁹
Standard Duty, w/A.C., Distance from block mounting surface to pulley surface is 5.95"	DP995
w/o A.C., Distance from block mounting surface to pulley surface is 5.57"	DP1071
1981 Catalina	
V6 3.8L GAS Naturally Aspirated (VIN A)	
Water Pump	DP843
V8 4.3L GAS Naturally Aspirated (VIN S)	
Water Pump	DP836
V8 4.4L GAS Naturally Aspirated (VIN J)	
Heavy Duty	DP9671 ²⁹
Standard Duty	DP967
V8 5.7L DIESEL Naturally Aspirated (VIN N)	
Heavy Duty, w/A.C., Distance from block mounting surface to pulley surface is 5.95"	DP9951 ²⁹
Standard Duty, w/A.C., Distance from block mounting surface to pulley surface is 5.95"	DP995
w/o A.C., Distance from block mounting surface to pulley surface is 5.57"	DP1071
1981 Firebird	
V6 3.8L GAS Naturally Aspirated (VIN A)	
Water Pump	DP843
V8 4.3L GAS Naturally Aspirated (VIN S)	
Water Pump	DP836
V8 4.4L GAS Naturally Aspirated (VIN J)	
Heavy Duty	DP9671 ²⁹
Standard Duty	DP967
V8 4.9L GAS Naturally Aspirated (VIN W)	
Water Pump	DP836

Pontiac	
1981 Firebird	
V8 4.9L GAS Turbocharged (VIN T)	
Water Pump	DP836
V8 5.0L GAS Naturally Aspirated (VIN H)	
Heavy Duty	DP9671 ²⁹
Standard Duty	DP967
1981 Grand LeMans	
V8 4.3L GAS Naturally Aspirated (VIN S)	
Water Pump	DP836
V8 4.4L GAS Naturally Aspirated (VIN J)	
Heavy Duty	DP9671 ²⁹
Standard Duty	DP967
V8 4.9L GAS Naturally Aspirated (VIN W)	
Water Pump	DP836
V8 5.0L GAS Naturally Aspirated (VIN H)	
Heavy Duty	DP9671 ²⁹
Standard Duty	DP967
1981 Grand Prix	
V6 3.8L GAS Naturally Aspirated (VIN A)	
Water Pump	DP843
V8 4.3L GAS Naturally Aspirated (VIN S)	
Water Pump	DP836
V8 4.4L GAS Naturally Aspirated (VIN J)	
Heavy Duty	DP9671 ²⁹
Standard Duty	DP967
1981 Laurentian	
V6 3.8L GAS Naturally Aspirated (VIN A)	
Water Pump	DP843
V8 4.3L GAS Naturally Aspirated (VIN S)	
Water Pump	DP836
V8 4.4L GAS Naturally Aspirated (VIN J)	
Heavy Duty	DP9671 ²⁹
Standard Duty	DP967
V8 5.7L DIESEL Naturally Aspirated (VIN N)	
Heavy Duty, w/A.C., Distance from block mounting surface to pulley surface is 5.95"	DP9951 ²⁹
Standard Duty, w/A.C., Distance from block mounting surface to pulley surface is 5.95"	DP995
w/o A.C., Distance from block mounting surface to pulley surface is 5.57"	DP1071
1981 LeMans	
V8 4.3L GAS Naturally Aspirated (VIN S)	
Water Pump	DP836
V8 4.4L GAS Naturally Aspirated (VIN J)	
Heavy Duty	DP9671 ²⁹
Standard Duty	DP967
V8 4.9L GAS Naturally Aspirated (VIN W)	
Water Pump	DP836
V8 5.0L GAS Naturally Aspirated (VIN H)	
Heavy Duty	DP9671 ²⁹
Standard Duty	DP967
1981 Parisienne	
V6 3.8L GAS Naturally Aspirated (VIN A)	
Water Pump	DP843
V8 4.3L GAS Naturally Aspirated (VIN S)	
Water Pump	DP836
V8 4.4L GAS Naturally Aspirated (VIN J)	
Heavy Duty	DP9671 ²⁹
Standard Duty	DP967
V8 4.9L GAS Naturally Aspirated (VIN W)	
Water Pump	DP836
V8 5.0L GAS Naturally Aspirated (VIN H)	
Heavy Duty	DP9671 ²⁹
Standard Duty	DP967
1981 Phoenix	
V6 2.8L GAS Naturally Aspirated (VIN X)	
Water Pump	DP1024
1981 T1000	
L4 1.6L GAS Naturally Aspirated (VIN 9)	
Water Pump	DP1085

Pontiac	
1980 Acadian	
L4 1.6L GAS Naturally Aspirated (VIN 0)	
Water Pump	DP1085
L4 1.6L GAS Naturally Aspirated (VIN 9)	
Water Pump	DP1085
L4 1.6L GAS Naturally Aspirated (VIN E)	
Water Pump	DP1085
1980 Bonneville	
V6 3.8L GAS Naturally Aspirated (VIN A)	
Water Pump	DP843
V8 4.3L GAS Naturally Aspirated (VIN S)	
Water Pump	DP836
V8 4.9L GAS Naturally Aspirated (VIN W)	
Water Pump	DP836
1980 Catalina	
V8 4.3L GAS Naturally Aspirated (VIN S)	
Water Pump	DP836
V8 4.4L GAS Naturally Aspirated (VIN J)	
Heavy Duty	DP9671 ²⁹
Standard Duty	DP967
V8 4.9L GAS Naturally Aspirated (VIN W)	
Water Pump	DP836
V8 5.0L GAS Naturally Aspirated (VIN H)	
Heavy Duty	DP9671 ²⁹
Standard Duty	DP967
1980 Firebird	
V6 3.8L GAS Naturally Aspirated (VIN A)	
Water Pump	DP843
V8 4.3L GAS Naturally Aspirated (VIN S)	
Water Pump	DP836
V8 4.9L GAS Naturally Aspirated (VIN W)	
Water Pump	DP836
V8 4.9L GAS Turbocharged (VIN T)	
Water Pump	DP836
V8 5.0L GAS Naturally Aspirated (VIN H)	
Heavy Duty	DP9671 ²⁹
Standard Duty	DP967
1980 Grand Am	
V8 4.9L GAS Naturally Aspirated (VIN W)	
Water Pump	DP836
V8 5.0L GAS Naturally Aspirated (VIN H)	
Heavy Duty	DP9671 ²⁹
Standard Duty	DP967
1980 Grand LeMans	
V8 4.3L GAS Naturally Aspirated (VIN S)	
Water Pump	DP836
V8 4.4L GAS Naturally Aspirated (VIN J)	
Heavy Duty	DP9671 ²⁹
Standard Duty	DP967
V8 4.9L GAS Naturally Aspirated (VIN W)	
Water Pump	DP836
V8 5.0L GAS Naturally Aspirated (VIN H)	
Heavy Duty	DP9671 ²⁹
Standard Duty	DP967
1980 Grand Prix	
V6 3.8L GAS Naturally Aspirated (VIN A)	
Water Pump	DP843
V8 4.3L GAS Naturally Aspirated (VIN S)	
Water Pump	DP836
V8 4.9L GAS Naturally Aspirated (VIN W)	
Water Pump	DP836
V8 5.0L GAS Naturally Aspirated (VIN H)	
Heavy Duty	DP9671 ²⁹
Standard Duty	DP967
1980 Laurentian	
V6 3.8L GAS Naturally Aspirated (VIN K)	
Heavy Duty	DP9671 ²⁹
Standard Duty	DP967

Pontiac	
1980 Laurentian	
V8 4.4L GAS Naturally Aspirated (VIN J)	
Heavy Duty	DP9671 ²⁹
Standard Duty	DP967
V8 5.0L GAS Naturally Aspirated (VIN H)	
Heavy Duty	DP9671 ²⁹
Standard Duty	DP967
V8 5.7L DIESEL Naturally Aspirated (VIN N)	
Heavy Duty, w/A.C., Distance from block mounting surface to pulley surface is 5.95"	DP9951 ²⁹
Standard Duty, w/A.C., Distance from block mounting surface to pulley surface is 5.95"	DP995
w/o A.C., Distance from block mounting surface to pulley surface is 5.57"	DP1071
V8 5.7L GAS Naturally Aspirated (VIN R)	
Heavy Duty, w/A.C., Distance from block mounting surface to pulley surface is 5.95"	DP9951 ²⁹
Standard Duty, w/A.C., Distance from block mounting surface to pulley surface is 5.95"	DP995
w/o A.C., Distance from block mounting surface to pulley surface is 5.57"	DP1071
V8 5.7L GAS Naturally Aspirated (VIN X)	
Heavy Duty, w/A.C., Distance from block mounting surface to pulley surface is 5.95"	DP9951 ²⁹
Standard Duty, w/A.C., Distance from block mounting surface to pulley surface is 5.95"	DP995
w/o A.C., Distance from block mounting surface to pulley surface is 5.57"	DP1071
1980 LeMans	
V8 4.3L GAS Naturally Aspirated (VIN S)	
Water Pump	DP836
V8 4.4L GAS Naturally Aspirated (VIN J)	
Heavy Duty	DP9671 ²⁹
Standard Duty	DP967
V8 4.9L GAS Naturally Aspirated (VIN W)	
Water Pump	DP836
V8 5.0L GAS Naturally Aspirated (VIN H)	
Heavy Duty	DP9671 ²⁹
Standard Duty	DP967
1980 Parisienne	
V6 3.8L GAS Naturally Aspirated (VIN K)	
Heavy Duty	DP9671 ²⁹
Standard Duty	DP967
V8 4.4L GAS Naturally Aspirated (VIN J)	
Heavy Duty	DP9671 ²⁹
Standard Duty	DP967
V8 5.0L GAS Naturally Aspirated (VIN H)	
Heavy Duty	DP9671 ²⁹
Standard Duty	DP967
1980 Phoenix	
V6 2.8L GAS Naturally Aspirated (VIN 7)	
Water Pump	DP1024
1980 Sunbird	
L4 2.5L GAS Naturally Aspirated (VIN V)	
Water Pump	DP862
V6 3.8L GAS Naturally Aspirated (VIN A)	
Water Pump	DP843
1979 Acadian	
L4 1.6L GAS Naturally Aspirated (VIN 0)	
Water Pump	DP1085
L4 1.6L GAS Naturally Aspirated (VIN E)	
Water Pump	DP1085

Pontiac		Pontiac		Pontiac	
1979 Bonneville		1979 Grand LeMans		1979 Parisienne	
V8 4.9L GAS Naturally Aspirated (VIN W)		V8 4.9L GAS Naturally Aspirated (VIN Y)		V8 5.0L GAS Naturally Aspirated (VIN G)	
Water Pump	DP836	Water Pump	DP836	Heavy Duty	DP9671 ²⁹
V8 4.9L GAS Naturally Aspirated (VIN Y)		V8 5.0L GAS Naturally Aspirated (VIN H)		Standard Duty	DP967
Water Pump	DP836	Heavy Duty	DP9671 ²⁹	1979 Phoenix	
V8 6.6L GAS Naturally Aspirated (VIN K)		Standard Duty	DP967	V6 3.8L GAS Naturally Aspirated (VIN A)	
Heavy Duty, w/A.C., Distance from block mounting surface to pulley surface is 5.95"	DP9951 ²⁹	V8 5.7L GAS Naturally Aspirated (VIN L)		Water Pump	DP843
Standard Duty, w/A.C., Distance from block mounting surface to pulley surface is 5.95"	DP995	Heavy Duty	DP9671 ²⁹	V8 5.0L GAS Naturally Aspirated (VIN G)	
w/o A.C., Distance from block mounting surface to pulley surface is 5.57"	DP1071	Standard Duty	DP967	Heavy Duty	DP9671 ²⁹
1979 Catalina		1979 Grand Prix		Standard Duty	DP967
L6 4.1L GAS Naturally Aspirated (VIN D)		V6 3.8L GAS Naturally Aspirated (VIN 2)		V8 5.7L GAS Naturally Aspirated (VIN L)	
Water Pump	DP862	Water Pump	DP843	Heavy Duty	DP9671 ²⁹
V6 3.8L GAS Naturally Aspirated (VIN A)		V6 3.8L GAS Naturally Aspirated (VIN A)		Standard Duty	DP967
Water Pump	DP843	Water Pump	DP843	1979 Sunbird	
V8 4.9L GAS Naturally Aspirated (VIN W)		V8 4.9L GAS Naturally Aspirated (VIN Y)		L4 2.5L GAS Naturally Aspirated (VIN 1)	
Water Pump	DP836	Water Pump	DP836	Water Pump	DP862
V8 4.9L GAS Naturally Aspirated (VIN Y)		V8 5.0L GAS Naturally Aspirated (VIN H)		L4 2.5L GAS Naturally Aspirated (VIN 9)	
Water Pump	DP836	Heavy Duty	DP9671 ²⁹	Water Pump	DP862
V8 6.6L GAS Naturally Aspirated (VIN K)		Standard Duty	DP967	L4 2.5L GAS Naturally Aspirated (VIN V)	
Heavy Duty, w/A.C., Distance from block mounting surface to pulley surface is 5.95"	DP9951 ²⁹	1979 Laurentian		Water Pump	DP862
Standard Duty, w/A.C., Distance from block mounting surface to pulley surface is 5.95"	DP995	L6 4.1L GAS Naturally Aspirated (VIN D)		V6 3.8L GAS Naturally Aspirated (VIN A)	
w/o A.C., Distance from block mounting surface to pulley surface is 5.57"	DP1071	Water Pump	DP862	Water Pump	DP843
1979 Firebird		V8 5.0L GAS Naturally Aspirated (VIN G)		1978 Acadia	
V6 3.8L GAS Naturally Aspirated (VIN A)		Heavy Duty	DP9671 ²⁹	L4 1.6L GAS Naturally Aspirated (VIN E)	
Water Pump	DP843	Standard Duty	DP967	Water Pump	DP1085
V8 4.9L GAS Naturally Aspirated (VIN W)		V8 5.7L GAS Naturally Aspirated (VIN L)		L4 1.6L GAS Naturally Aspirated (VIN J)	
Water Pump	DP836	Heavy Duty, w/A.C., Distance from block mounting surface to pulley surface is 5.95"	DP9951 ²⁹	Water Pump	DP1085
V8 4.9L GAS Naturally Aspirated (VIN Y)		Standard Duty, w/A.C., Distance from block mounting surface to pulley surface is 5.95"	DP995	1978 Bonneville	
V8 5.0L GAS Naturally Aspirated (VIN G)		w/o A.C., Distance from block mounting surface to pulley surface is 5.57"	DP1071	V8 4.9L GAS Naturally Aspirated (VIN W)	
Heavy Duty	DP9671 ²⁹	V8 5.7L GAS Naturally Aspirated (VIN X)		Water Pump	DP836
Standard Duty	DP967	Heavy Duty, w/A.C., Distance from block mounting surface to pulley surface is 5.95"	DP9951 ²⁹	V8 4.9L GAS Naturally Aspirated (VIN Y)	
V8 5.7L GAS Naturally Aspirated (VIN L)		Standard Duty, w/A.C., Distance from block mounting surface to pulley surface is 5.95"	DP995	Water Pump	DP836
Heavy Duty	DP9671 ²⁹	w/o A.C., Distance from block mounting surface to pulley surface is 5.57"	DP1071	1978 Catalina	
Standard Duty	DP967	1979 LeMans		L6 4.1L GAS Naturally Aspirated (VIN D)	
1979 Grand Am		V6 3.3L GAS Naturally Aspirated (VIN M)		Water Pump	DP862
V6 3.8L GAS Naturally Aspirated (VIN A)		Heavy Duty	DP9671 ²⁹	V6 3.8L GAS Naturally Aspirated (VIN A)	
Water Pump	DP843	Standard Duty	DP967	Water Pump	DP843
V8 4.9L GAS Naturally Aspirated (VIN W)		V6 3.8L GAS Naturally Aspirated (VIN 2)		V8 4.9L GAS Naturally Aspirated (VIN Y)	
Water Pump	DP836	Water Pump	DP843	Water Pump	DP843
V8 4.9L GAS Naturally Aspirated (VIN Y)		V6 3.8L GAS Naturally Aspirated (VIN A)		V8 4.9L GAS Naturally Aspirated (VIN Y)	
Water Pump	DP836	Water Pump	DP843	Water Pump	DP836
V8 5.0L GAS Naturally Aspirated (VIN H)		V8 4.4L GAS Naturally Aspirated (VIN J)		V8 5.0L GAS Naturally Aspirated (VIN U)	
Heavy Duty	DP9671 ²⁹	Heavy Duty	DP9671 ²⁹	Heavy Duty	DP9671 ²⁹
Standard Duty	DP967	Standard Duty	DP967	Standard Duty	DP967
1979 Grand LeMans		V8 4.9L GAS Naturally Aspirated (VIN W)		1978 Firebird	
V6 3.3L GAS Naturally Aspirated (VIN M)		Water Pump	DP836	V6 3.8L GAS Naturally Aspirated (VIN A)	
Heavy Duty	DP9671 ²⁹	V8 4.9L GAS Naturally Aspirated (VIN Y)		Water Pump	DP843
Standard Duty	DP967	Water Pump	DP836	V8 5.0L GAS Naturally Aspirated (VIN U)	
V6 3.8L GAS Naturally Aspirated (VIN 2)		V8 5.0L GAS Naturally Aspirated (VIN H)		Heavy Duty	DP9671 ²⁹
Water Pump	DP843	Heavy Duty	DP9671 ²⁹	Standard Duty	DP967
V6 3.8L GAS Naturally Aspirated (VIN A)		Standard Duty	DP967	1978 Grand Am	
Water Pump	DP843	V8 5.7L GAS Naturally Aspirated (VIN L)		V8 4.9L GAS Naturally Aspirated (VIN W)	
V8 4.4L GAS Naturally Aspirated (VIN J)		Heavy Duty	DP9671 ²⁹	Water Pump	DP836
Heavy Duty	DP9671 ²⁹	Standard Duty	DP967	V8 4.9L GAS Naturally Aspirated (VIN Y)	
Standard Duty	DP967	1979 Parisienne		Water Pump	DP836
V8 4.9L GAS Naturally Aspirated (VIN W)		L6 4.1L GAS Naturally Aspirated (VIN D)		V8 5.0L GAS Naturally Aspirated (VIN U)	
Water Pump	DP836	Water Pump	DP862	Heavy Duty	DP9671 ²⁹

Pontiac	
1978 Grand Prix	
V6 3.8L GAS Naturally Aspirated (VIN A)	
Water Pump	DP843
V8 4.9L GAS Naturally Aspirated (VIN W)	
Water Pump	DP836
V8 4.9L GAS Naturally Aspirated (VIN Y)	
Water Pump	DP836
V8 5.0L GAS Naturally Aspirated (VIN U)	
Heavy Duty	DP9671 ²⁹
Standard Duty	DP967
1978 Laurentian	
L6 4.1L GAS Naturally Aspirated (VIN D)	
Water Pump	DP862
V8 5.0L GAS Naturally Aspirated (VIN U)	
Heavy Duty	DP9671 ²⁹
Standard Duty	DP967
V8 5.7L GAS Naturally Aspirated (VIN L)	
Heavy Duty, w/A.C., Distance from block mounting surface to pulley surface is 5.95"	DP9951 ²⁹
Standard Duty, w/A.C., Distance from block mounting surface to pulley surface is 5.95"	DP995
w/o A.C., Distance from block mounting surface to pulley surface is 5.57"	DP1071
V8 5.7L GAS Naturally Aspirated (VIN X)	
Heavy Duty, w/A.C., Distance from block mounting surface to pulley surface is 5.95"	DP9951 ²⁹
Standard Duty, w/A.C., Distance from block mounting surface to pulley surface is 5.95"	DP995
w/o A.C., Distance from block mounting surface to pulley surface is 5.57"	DP1071
1978 LeMans	
V6 3.3L GAS Naturally Aspirated (VIN M)	
Heavy Duty	DP9671 ²⁹
Standard Duty	DP967
V6 3.8L GAS Naturally Aspirated (VIN A)	
Water Pump	DP843
V8 5.0L GAS Naturally Aspirated (VIN U)	
Heavy Duty	DP9671 ²⁹
Standard Duty	DP967
V8 5.7L GAS Naturally Aspirated (VIN L)	
Heavy Duty	DP9671 ²⁹
Standard Duty	DP967
1978 Parisienne	
L6 4.1L GAS Naturally Aspirated (VIN D)	
Water Pump	DP862
V8 5.0L GAS Naturally Aspirated (VIN U)	
Heavy Duty	DP9671 ²⁹
Standard Duty	DP967
1978 Phoenix	
L4 2.5L GAS Naturally Aspirated (VIN V)	
Water Pump	DP862
V6 3.8L GAS Naturally Aspirated (VIN A)	
Water Pump	DP843
V8 5.0L GAS Naturally Aspirated (VIN U)	
Heavy Duty	DP9671 ²⁹
Standard Duty	DP967
V8 5.7L GAS Naturally Aspirated (VIN L)	
Heavy Duty	DP9671 ²⁹
Standard Duty	DP967
1978 Sunbird	
L4 2.5L GAS Naturally Aspirated (VIN 1)	
Water Pump	DP862
L4 2.5L GAS Naturally Aspirated (VIN V)	
Water Pump	DP862

Pontiac	
1978 Sunbird	
V6 3.8L GAS Naturally Aspirated (VIN A)	
Water Pump	DP843
1977 Acadian	
L4 1.4L GAS Naturally Aspirated (VIN I)	
Water Pump	DP1085
L4 1.6L GAS Naturally Aspirated (VIN E)	
Water Pump	DP1085
1977 Astre	
L4 2.5L GAS Naturally Aspirated (VIN V)	
Water Pump	DP862
1977 Bonneville	
V8 4.9L GAS Naturally Aspirated (VIN Y)	
Water Pump	DP836
1977 Catalina	
L6 4.1L GAS Naturally Aspirated (VIN D)	
Water Pump	DP862
V6 3.8L GAS Naturally Aspirated (VIN A)	
Water Pump	DP843
V6 3.8L GAS Naturally Aspirated (VIN C)	
Water Pump	DP843
V8 4.9L GAS Naturally Aspirated (VIN Y)	
Water Pump	DP836
1977 Firebird	
V6 3.8L GAS Naturally Aspirated (VIN C)	
Water Pump	DP843
V8 4.9L GAS Naturally Aspirated (VIN Y)	
Water Pump	DP836
V8 5.0L GAS Naturally Aspirated (VIN U)	
Heavy Duty	DP9671 ²⁹
Standard Duty	DP967
1977 Grand LeMans	
L6 4.1L GAS Naturally Aspirated (VIN D)	
Water Pump	DP862
V6 3.8L GAS Naturally Aspirated (VIN C)	
Water Pump	DP843
V8 4.9L GAS Naturally Aspirated (VIN Y)	
Water Pump	DP836
V8 5.0L GAS Naturally Aspirated (VIN U)	
Heavy Duty	DP9671 ²⁹
Standard Duty	DP967
1977 Grand Prix	
V8 4.9L GAS Naturally Aspirated (VIN Y)	
Water Pump	DP836
1977 Grand Safari	
V8 4.9L GAS Naturally Aspirated (VIN Y)	
Water Pump	DP836
V8 5.7L GAS Naturally Aspirated (VIN R)	
Heavy Duty, w/A.C., Distance from block mounting surface to pulley surface is 5.95"	DP9951 ²⁹
w/o A.C., Distance from block mounting surface to pulley surface is 5.57"	DP1071
1977 Laurentian	
L6 4.1L GAS Naturally Aspirated (VIN D)	
Water Pump	DP862
V8 5.0L GAS Naturally Aspirated (VIN U)	
Heavy Duty	DP9671 ²⁹
Standard Duty	DP967
V8 5.7L GAS Naturally Aspirated (VIN P)	
Heavy Duty, w/A.C., Distance from block mounting surface to pulley surface is 5.95"	DP9951 ²⁹
Standard Duty, w/A.C., Distance from block mounting surface to pulley surface is 5.95"	DP995
w/o A.C., Distance from block mounting surface to pulley surface is 5.57"	DP1071

Pontiac	
1977 Laurentian	
V8 5.7L GAS Naturally Aspirated (VIN R)	
Heavy Duty, w/A.C., Distance from block mounting surface to pulley surface is 5.95"	DP9951 ²⁹
Standard Duty, w/A.C., Distance from block mounting surface to pulley surface is 5.95"	DP995
w/o A.C., Distance from block mounting surface to pulley surface is 5.57"	DP1071
1977 LeMans	
L6 4.1L GAS Naturally Aspirated (VIN D)	
Water Pump	DP862
V6 3.8L GAS Naturally Aspirated (VIN C)	
Water Pump	DP843
V8 4.9L GAS Naturally Aspirated (VIN Y)	
Water Pump	DP836
V8 5.0L GAS Naturally Aspirated (VIN U)	
Heavy Duty	DP9671 ²⁹
Standard Duty	DP967
1977 Parisienne	
L6 4.1L GAS Naturally Aspirated (VIN D)	
Water Pump	DP862
V8 5.0L GAS Naturally Aspirated (VIN U)	
Heavy Duty	DP9671 ²⁹
Standard Duty	DP967
1977 Phoenix	
L4 2.5L GAS Naturally Aspirated (VIN V)	
Water Pump	DP862
V6 3.8L GAS Naturally Aspirated (VIN C)	
Water Pump	DP843
V8 5.0L GAS Naturally Aspirated (VIN U)	
Heavy Duty	DP9671 ²⁹
Standard Duty	DP967
1977 Sunbird	
L4 2.5L GAS Naturally Aspirated (VIN V)	
Water Pump	DP862
V6 3.8L GAS Naturally Aspirated (VIN A)	
Water Pump	DP843
V6 3.8L GAS Naturally Aspirated (VIN C)	
Water Pump	DP843
1977 Ventura	
L4 2.5L GAS Naturally Aspirated (VIN V)	
Water Pump	DP862
V6 3.8L GAS Naturally Aspirated (VIN C)	
Water Pump	DP843
V8 4.9L GAS Naturally Aspirated (VIN Y)	
Water Pump	DP836
V8 5.0L GAS Naturally Aspirated (VIN U)	
Heavy Duty	DP9671 ²⁹
Standard Duty	DP967
1976 Acadian	
L4 1.4L GAS Naturally Aspirated (VIN I)	
Water Pump	DP1085
L4 1.6L GAS Naturally Aspirated (VIN E)	
Water Pump	DP1085
1976 Bonneville	
V8 6.6L GAS Naturally Aspirated (VIN N)	
Water Pump	DP836
V8 6.6L GAS Naturally Aspirated (VIN Z)	
Water Pump	DP836
V8 7.5L GAS Naturally Aspirated (VIN W)	
Water Pump	DP836
1976 Catalina	
V8 5.7L GAS Naturally Aspirated (VIN M)	
Water Pump	DP836
V8 6.6L GAS Naturally Aspirated (VIN N)	
Water Pump	DP836

Pontiac 1976 Catalina		Pontiac 1976 Laurentian		Pontiac 1976 Ventura	
V8 6.6L GAS Naturally Aspirated (VIN Z)		V8 5.7L GAS Naturally Aspirated (VIN V)		V8 4.3L GAS Naturally Aspirated (VIN F)	
Water Pump	DP836	Heavy Duty, w/A.C., Distance from block mounting surface to pulley surface is 5.95"	DP9951 ²⁹	Heavy Duty, w/A.C., Distance from block mounting surface to pulley surface is 5.95"	DP9951 ²⁹
V8 7.5L GAS Naturally Aspirated (VIN W)		Standard Duty, w/A.C., Distance from block mounting surface to pulley surface is 5.95"		Standard Duty, w/A.C., Distance from block mounting surface to pulley surface is 5.95"	
Water Pump	DP836	w/o A.C., Distance from block mounting surface to pulley surface is 5.57"		w/o A.C., Distance from block mounting surface to pulley surface is 5.57"	
1976 Firebird		1976 LeMans		1975 Bonneville	
L6 4.1L GAS Naturally Aspirated (VIN D)		L6 4.1L GAS Naturally Aspirated (VIN D)		V8 6.6L GAS Naturally Aspirated (VIN R)	
Water Pump	DP862	Water Pump	DP862	Water Pump	DP836
V8 5.7L GAS Naturally Aspirated (VIN M)		V8 4.3L GAS Naturally Aspirated (VIN F)		V8 6.6L GAS Naturally Aspirated (VIN S)	
Water Pump	DP836	Heavy Duty, w/A.C., Distance from block mounting surface to pulley surface is 5.95"	DP9951 ²⁹	Water Pump	DP836
V8 5.7L GAS Naturally Aspirated (VIN P)		Standard Duty, w/A.C., Distance from block mounting surface to pulley surface is 5.95"		V8 7.5L GAS Naturally Aspirated (VIN W)	
Water Pump	DP836	w/o A.C., Distance from block mounting surface to pulley surface is 5.57"		Water Pump	DP836
V8 6.6L GAS Naturally Aspirated (VIN Z)		1976 LeMans		1975 Catalina	
Water Pump	DP836	V8 5.0L GAS Naturally Aspirated (VIN Q)		V8 6.6L GAS Naturally Aspirated (VIN R)	
V8 7.5L GAS Naturally Aspirated (VIN W)		Heavy Duty		Water Pump	DP836
Water Pump	DP836	Standard Duty		V8 6.6L GAS Naturally Aspirated (VIN S)	
1976 Grand LeMans		V8 5.7L GAS Naturally Aspirated (VIN L)		Water Pump	DP836
L6 4.1L GAS Naturally Aspirated (VIN D)		Water Pump		V8 7.5L GAS Naturally Aspirated (VIN W)	
Water Pump	DP862	V8 5.7L GAS Naturally Aspirated (VIN M)		Water Pump	DP836
V8 4.3L GAS Naturally Aspirated (VIN F)		V8 5.7L GAS Naturally Aspirated (VIN P)		1975 Firebird	
Heavy Duty, w/A.C., Distance from block mounting surface to pulley surface is 5.95"	DP9951 ²⁹	Water Pump		L6 4.1L GAS Naturally Aspirated (VIN D)	
Standard Duty, w/A.C., Distance from block mounting surface to pulley surface is 5.95"	DP995	V8 6.6L GAS Naturally Aspirated (VIN N)		Water Pump	DP862
w/o A.C., Distance from block mounting surface to pulley surface is 5.57"	DP1071	Water Pump		V8 5.7L GAS Naturally Aspirated (VIN J)	
V8 5.0L GAS Naturally Aspirated (VIN Q)		V8 6.6L GAS Naturally Aspirated (VIN Z)		Water Pump	DP836
Heavy Duty	DP9671 ²⁹	Water Pump		V8 5.7L GAS Naturally Aspirated (VIN M)	
Standard Duty	DP967	V8 7.5L GAS Naturally Aspirated (VIN W)		Water Pump	DP836
V8 6.6L GAS Naturally Aspirated (VIN N)		1976 Parisienne		V8 6.6L GAS Naturally Aspirated (VIN S)	
Water Pump	DP836	V8 5.7L GAS Naturally Aspirated (VIN L)		Water Pump	DP836
V8 6.6L GAS Naturally Aspirated (VIN Z)		Heavy Duty, w/A.C., Distance from block mounting surface to pulley surface is 5.95"		V8 7.5L GAS Naturally Aspirated (VIN W)	
Water Pump	DP836	w/o A.C., Distance from block mounting surface to pulley surface is 5.57"		Water Pump	DP836
V8 7.5L GAS Naturally Aspirated (VIN W)		V8 5.7L GAS Naturally Aspirated (VIN V)		1975 Grand Am	
Water Pump	DP836	Heavy Duty, w/A.C., Distance from block mounting surface to pulley surface is 5.95"		V8 5.7L GAS Naturally Aspirated (VIN H)	
1976 Grand Prix		w/o A.C., Distance from block mounting surface to pulley surface is 5.57"		Water Pump	DP836
V8 5.7L GAS Naturally Aspirated (VIN M)		1976 Sunbird		V8 6.6L GAS Naturally Aspirated (VIN R)	
Water Pump	DP836	V6 3.8L GAS Naturally Aspirated (VIN C)		Water Pump	DP836
V8 5.7L GAS Naturally Aspirated (VIN P)		Water Pump		V8 6.6L GAS Naturally Aspirated (VIN S)	
Water Pump	DP836	1976 Ventura		Water Pump	DP836
V8 6.6L GAS Naturally Aspirated (VIN N)		L6 4.1L GAS Naturally Aspirated (VIN D)		V8 7.5L GAS Naturally Aspirated (VIN W)	
Water Pump	DP836	Water Pump		Water Pump	DP836
V8 6.6L GAS Naturally Aspirated (VIN R)		Water Pump		1975 Grand Prix	
Water Pump	DP836	Water Pump		V8 6.6L GAS Naturally Aspirated (VIN R)	
V8 6.6L GAS Naturally Aspirated (VIN S)		Water Pump		Water Pump	DP836
Water Pump	DP836	Water Pump		V8 6.6L GAS Naturally Aspirated (VIN S)	
V8 6.6L GAS Naturally Aspirated (VIN Z)		Water Pump		Water Pump	DP836
Water Pump	DP836	Water Pump		V8 7.5L GAS Naturally Aspirated (VIN W)	
V8 7.5L GAS Naturally Aspirated (VIN W)		Water Pump		Water Pump	DP836
Water Pump	DP836	Water Pump		1975 Grand Prix	
1976 Grand Safari		Water Pump		V8 6.6L GAS Naturally Aspirated (VIN R)	
V8 6.6L GAS Naturally Aspirated (VIN Z)		Water Pump		Water Pump	DP836
Water Pump	DP836	Water Pump		V8 6.6L GAS Naturally Aspirated (VIN S)	
V8 7.5L GAS Naturally Aspirated (VIN W)		Water Pump		Water Pump	DP836
Water Pump	DP836	Water Pump		V8 7.5L GAS Naturally Aspirated (VIN W)	
1976 Laurentian		Water Pump		Water Pump	DP836
V8 5.7L GAS Naturally Aspirated (VIN L)		Water Pump		1975 Grand Prix	
Heavy Duty, w/A.C., Distance from block mounting surface to pulley surface is 5.95"	DP9951 ²⁹	Water Pump		V8 6.6L GAS Naturally Aspirated (VIN R)	
Standard Duty, w/A.C., Distance from block mounting surface to pulley surface is 5.95"	DP995	Water Pump		Water Pump	DP836
w/o A.C., Distance from block mounting surface to pulley surface is 5.57"	DP1071	Water Pump		V8 6.6L GAS Naturally Aspirated (VIN S)	

Pontiac	
1975 Grand Prix	
V8 7.5L GAS Naturally Aspirated (VIN W)	
Water Pump	DP836
1975 Grand Safari	
V8 6.6L GAS Naturally Aspirated (VIN S)	
Water Pump	DP836
V8 7.5L GAS Naturally Aspirated (VIN W)	
Water Pump	DP836
1975 Grandville	
V8 6.6L GAS Naturally Aspirated (VIN R)	
Water Pump	DP836
V8 6.6L GAS Naturally Aspirated (VIN S)	
Water Pump	DP836
V8 7.5L GAS Naturally Aspirated (VIN W)	
Water Pump	DP836
1975 LeMans	
L6 4.1L GAS Naturally Aspirated (VIN D)	
Water Pump	DP862
V8 5.7L GAS Naturally Aspirated (VIN E)	
Water Pump	DP836
V8 5.7L GAS Naturally Aspirated (VIN H)	
Water Pump	DP836
V8 5.7L GAS Naturally Aspirated (VIN J)	
Water Pump	DP836
V8 5.7L GAS Naturally Aspirated (VIN M)	
Water Pump	DP836
V8 6.6L GAS Naturally Aspirated (VIN R)	
Water Pump	DP836
V8 6.6L GAS Naturally Aspirated (VIN S)	
Water Pump	DP836
1975 Ventura	
L6 4.1L GAS Naturally Aspirated (VIN D)	
Water Pump	DP862
V8 4.3L GAS Naturally Aspirated (VIN F)	
Heavy Duty, w/A.C., Distance from block mounting surface to pulley surface is 5.95"	DP9951 ²⁹
Standard Duty, w/A.C., Distance from block mounting surface to pulley surface is 5.95"	DP995
w/o A.C., Distance from block mounting surface to pulley surface is 5.57"	DP1071
V8 5.7L GAS Naturally Aspirated (VIN E)	
Water Pump	DP843
V8 5.7L GAS Naturally Aspirated (VIN H)	
Water Pump	DP843
V8 5.7L GAS Naturally Aspirated (VIN J)	
Water Pump	DP843
V8 5.7L GAS Naturally Aspirated (VIN M)	
Water Pump	DP843
1974 Bonneville	
V8 5.7L GAS Naturally Aspirated (VIN A)	
Water Pump	DP836
V8 5.7L GAS Naturally Aspirated (VIN B)	
Water Pump	DP836
V8 5.7L GAS Naturally Aspirated (VIN K)	
Water Pump	DP836
V8 5.7L GAS Naturally Aspirated (VIN M)	
Water Pump	DP836
V8 5.7L GAS Naturally Aspirated (VIN N)	
Water Pump	DP836
V8 6.6L GAS Naturally Aspirated (VIN P)	
Water Pump	DP836
V8 6.6L GAS Naturally Aspirated (VIN R)	
Water Pump	DP836
V8 6.6L GAS Naturally Aspirated (VIN S)	
Water Pump	DP836
V8 6.6L GAS Naturally Aspirated (VIN T)	
Water Pump	DP836

Pontiac	
1974 Bonneville	
V8 7.5L GAS Naturally Aspirated (VIN T)	
Water Pump	DP836
V8 7.5L GAS Naturally Aspirated (VIN W)	
Water Pump	DP836
V8 7.5L GAS Naturally Aspirated (VIN X)	
Water Pump	DP836
V8 7.5L GAS Naturally Aspirated (VIN Y)	
Water Pump	DP836
1974 Catalina	
L6 4.1L GAS Naturally Aspirated (VIN D)	
Water Pump	DP846
V8 5.7L GAS Naturally Aspirated (VIN A)	
Water Pump	DP836
V8 5.7L GAS Naturally Aspirated (VIN B)	
Water Pump	DP836
V8 5.7L GAS Naturally Aspirated (VIN K)	
Water Pump	DP836
V8 5.7L GAS Naturally Aspirated (VIN M)	
Water Pump	DP836
V8 5.7L GAS Naturally Aspirated (VIN N)	
Water Pump	DP836
V8 6.6L GAS Naturally Aspirated (VIN P)	
Water Pump	DP836
V8 6.6L GAS Naturally Aspirated (VIN R)	
Water Pump	DP836
V8 6.6L GAS Naturally Aspirated (VIN S)	
Water Pump	DP836
V8 6.6L GAS Naturally Aspirated (VIN T)	
Water Pump	DP836
V8 7.5L GAS Naturally Aspirated (VIN T)	
Water Pump	DP836
V8 7.5L GAS Naturally Aspirated (VIN W)	
Water Pump	DP836
V8 7.5L GAS Naturally Aspirated (VIN X)	
Water Pump	DP836
V8 7.5L GAS Naturally Aspirated (VIN Y)	
Water Pump	DP836
1974 Firebird	
L6 4.1L GAS Naturally Aspirated (VIN D)	
Water Pump	DP846
V8 5.7L GAS Naturally Aspirated (VIN A)	
Water Pump	DP836
V8 5.7L GAS Naturally Aspirated (VIN B)	
Water Pump	DP836
V8 5.7L GAS Naturally Aspirated (VIN K)	
Water Pump	DP836
V8 5.7L GAS Naturally Aspirated (VIN M)	
Water Pump	DP836
V8 5.7L GAS Naturally Aspirated (VIN N)	
Water Pump	DP836
V8 6.6L GAS Naturally Aspirated (VIN P)	
Water Pump	DP836
V8 6.6L GAS Naturally Aspirated (VIN R)	
Water Pump	DP836
V8 6.6L GAS Naturally Aspirated (VIN S)	
Water Pump	DP836
V8 6.6L GAS Naturally Aspirated (VIN T)	
Water Pump	DP836
V8 7.5L GAS Naturally Aspirated (VIN T)	
Water Pump	DP836
V8 7.5L GAS Naturally Aspirated (VIN W)	
Water Pump	DP836
V8 7.5L GAS Naturally Aspirated (VIN X)	
Water Pump	DP836
V8 7.5L GAS Naturally Aspirated (VIN Y)	
Water Pump	DP836

Pontiac	
1974 Grand Am	
V8 5.7L GAS Naturally Aspirated (VIN A)	
Water Pump	DP836
V8 5.7L GAS Naturally Aspirated (VIN B)	
Water Pump	DP836
V8 5.7L GAS Naturally Aspirated (VIN K)	
Water Pump	DP836
V8 5.7L GAS Naturally Aspirated (VIN M)	
Water Pump	DP836
V8 5.7L GAS Naturally Aspirated (VIN N)	
Water Pump	DP836
V8 6.6L GAS Naturally Aspirated (VIN P)	
Water Pump	DP836
V8 6.6L GAS Naturally Aspirated (VIN R)	
Water Pump	DP836
V8 6.6L GAS Naturally Aspirated (VIN S)	
Water Pump	DP836
V8 6.6L GAS Naturally Aspirated (VIN T)	
Water Pump	DP836
V8 7.5L GAS Naturally Aspirated (VIN T)	
Water Pump	DP836
V8 7.5L GAS Naturally Aspirated (VIN W)	
Water Pump	DP836
V8 7.5L GAS Naturally Aspirated (VIN X)	
Water Pump	DP836
V8 7.5L GAS Naturally Aspirated (VIN Y)	
Water Pump	DP836
1974 Grand Prix	
V8 6.6L GAS Naturally Aspirated (VIN P)	
Water Pump	DP836
V8 6.6L GAS Naturally Aspirated (VIN R)	
Water Pump	DP836
V8 6.6L GAS Naturally Aspirated (VIN S)	
Water Pump	DP836
V8 6.6L GAS Naturally Aspirated (VIN T)	
Water Pump	DP836
V8 7.5L GAS Naturally Aspirated (VIN T)	
Water Pump	DP836
V8 7.5L GAS Naturally Aspirated (VIN W)	
Water Pump	DP836
V8 7.5L GAS Naturally Aspirated (VIN X)	
Water Pump	DP836
V8 7.5L GAS Naturally Aspirated (VIN Y)	
Water Pump	DP836
1974 Grand Safari	
V8 5.7L GAS Naturally Aspirated (VIN A)	
Water Pump	DP836
V8 5.7L GAS Naturally Aspirated (VIN B)	
Water Pump	DP836
V8 5.7L GAS Naturally Aspirated (VIN K)	
Water Pump	DP836
V8 5.7L GAS Naturally Aspirated (VIN M)	
Water Pump	DP836
V8 5.7L GAS Naturally Aspirated (VIN N)	
Water Pump	DP836
V8 6.6L GAS Naturally Aspirated (VIN P)	
Water Pump	DP836
V8 6.6L GAS Naturally Aspirated (VIN R)	
Water Pump	DP836
V8 6.6L GAS Naturally Aspirated (VIN S)	
Water Pump	DP836
V8 6.6L GAS Naturally Aspirated (VIN T)	
Water Pump	DP836
V8 7.5L GAS Naturally Aspirated (VIN T)	
Water Pump	DP836
V8 7.5L GAS Naturally Aspirated (VIN W)	
Water Pump	DP836

Pontiac		Pontiac		Pontiac	
1974 Grand Safari		1974 LeMans		1973 Bonneville	
V8 7.5L GAS Naturally Aspirated (VIN X)		V8 7.5L GAS Naturally Aspirated (VIN Y)		V8 7.5L GAS Naturally Aspirated (VIN Y)	
Water Pump	DP836	Water Pump	DP836	Water Pump	DP836
V8 7.5L GAS Naturally Aspirated (VIN Y)		1974 Parisienne		1973 Catalina	
Water Pump	DP836	V8 5.7L GAS Naturally Aspirated (VIN A)		V8 5.7L GAS Naturally Aspirated (VIN M)	
1974 Grandville		Water Pump	DP836	Water Pump	DP836
V8 6.6L GAS Naturally Aspirated (VIN P)		V8 5.7L GAS Naturally Aspirated (VIN B)		V8 5.7L GAS Naturally Aspirated (VIN N)	
Water Pump	DP836	Water Pump	DP836	Water Pump	DP836
V8 6.6L GAS Naturally Aspirated (VIN R)		V8 5.7L GAS Naturally Aspirated (VIN H)		V8 6.6L GAS Naturally Aspirated (VIN P)	
Water Pump	DP836	Water Pump	DP836	Water Pump	DP836
V8 6.6L GAS Naturally Aspirated (VIN S)		V8 5.7L GAS Naturally Aspirated (VIN J)		V8 6.6L GAS Naturally Aspirated (VIN R)	
Water Pump	DP836	Water Pump	DP836	Water Pump	DP836
V8 6.6L GAS Naturally Aspirated (VIN T)		V8 5.7L GAS Naturally Aspirated (VIN K)		V8 6.6L GAS Naturally Aspirated (VIN S)	
Water Pump	DP836	Water Pump	DP836	Water Pump	DP836
V8 7.5L GAS Naturally Aspirated (VIN T)		V8 5.7L GAS Naturally Aspirated (VIN L)		V8 6.6L GAS Naturally Aspirated (VIN T)	
Water Pump	DP836	Water Pump	DP836	Water Pump	DP836
V8 7.5L GAS Naturally Aspirated (VIN W)		V8 5.7L GAS Naturally Aspirated (VIN M)		V8 7.5L GAS Naturally Aspirated (VIN T)	
Water Pump	DP836	Water Pump	DP836	Water Pump	DP836
V8 7.5L GAS Naturally Aspirated (VIN X)		V8 5.7L GAS Naturally Aspirated (VIN N)		V8 7.5L GAS Naturally Aspirated (VIN W)	
Water Pump	DP836	Water Pump	DP836	Water Pump	DP836
V8 7.5L GAS Naturally Aspirated (VIN Y)		V8 5.7L GAS Naturally Aspirated (VIN T)		V8 7.5L GAS Naturally Aspirated (VIN X)	
Water Pump	DP836	Water Pump	DP836	Water Pump	DP836
1974 Laurentian		V8 6.6L GAS Naturally Aspirated (VIN P)		V8 7.5L GAS Naturally Aspirated (VIN Y)	
V8 5.7L GAS Naturally Aspirated (VIN A)		Water Pump	DP836	Water Pump	DP836
Water Pump	DP836	V8 6.6L GAS Naturally Aspirated (VIN R)		1973 Firebird	
V8 5.7L GAS Naturally Aspirated (VIN B)		Water Pump	DP836	L6 4.1L GAS Naturally Aspirated (VIN D)	
Water Pump	DP836	V8 6.6L GAS Naturally Aspirated (VIN S)		Water Pump	DP846
V8 5.7L GAS Naturally Aspirated (VIN H)		Water Pump	DP836	V8 5.7L GAS Naturally Aspirated (VIN M)	
Water Pump	DP836	V8 6.6L GAS Naturally Aspirated (VIN T)		Water Pump	DP836
V8 5.7L GAS Naturally Aspirated (VIN J)		Water Pump	DP836	V8 5.7L GAS Naturally Aspirated (VIN N)	
Water Pump	DP836	V8 6.6L GAS Naturally Aspirated (VIN U)		Water Pump	DP836
V8 5.7L GAS Naturally Aspirated (VIN K)		Water Pump	DP836	V8 6.6L GAS Naturally Aspirated (VIN P)	
Water Pump	DP836	V8 7.5L GAS Naturally Aspirated (VIN T)		Water Pump	DP836
V8 5.7L GAS Naturally Aspirated (VIN L)		Water Pump	DP836	V8 6.6L GAS Naturally Aspirated (VIN R)	
Water Pump	DP836	V8 7.5L GAS Naturally Aspirated (VIN W)		Water Pump	DP836
V8 5.7L GAS Naturally Aspirated (VIN M)		Water Pump	DP836	V8 6.6L GAS Naturally Aspirated (VIN S)	
Water Pump	DP836	V8 7.5L GAS Naturally Aspirated (VIN X)		Water Pump	DP836
V8 5.7L GAS Naturally Aspirated (VIN N)		Water Pump	DP836	V8 6.6L GAS Naturally Aspirated (VIN T)	
Water Pump	DP836	V8 7.5L GAS Naturally Aspirated (VIN Y)		Water Pump	DP836
V8 5.7L GAS Naturally Aspirated (VIN T)		Water Pump	DP836	V8 7.5L GAS Naturally Aspirated (VIN T)	
Water Pump	DP836	1974 Ventura		Water Pump	DP836
1974 LeMans		L6 4.1L GAS Naturally Aspirated (VIN D)		V8 7.5L GAS Naturally Aspirated (VIN W)	
L6 4.1L GAS Naturally Aspirated (VIN D)		Water Pump	DP846	Water Pump	DP836
Water Pump	DP846	V8 5.7L GAS Naturally Aspirated (VIN A)		V8 7.5L GAS Naturally Aspirated (VIN X)	
V8 5.7L GAS Naturally Aspirated (VIN A)		Water Pump	DP836	Water Pump	DP836
Water Pump	DP836	V8 5.7L GAS Naturally Aspirated (VIN B)		V8 7.5L GAS Naturally Aspirated (VIN Y)	
V8 5.7L GAS Naturally Aspirated (VIN B)		Water Pump	DP836	Water Pump	DP836
Water Pump	DP836	V8 5.7L GAS Naturally Aspirated (VIN K)		1973 Grand Am	
V8 5.7L GAS Naturally Aspirated (VIN K)		Water Pump	DP836	V8 5.7L GAS Naturally Aspirated (VIN M)	
Water Pump	DP836	V8 5.7L GAS Naturally Aspirated (VIN M)		Water Pump	DP836
V8 5.7L GAS Naturally Aspirated (VIN M)		Water Pump	DP836	V8 5.7L GAS Naturally Aspirated (VIN N)	
Water Pump	DP836	V8 5.7L GAS Naturally Aspirated (VIN N)		Water Pump	DP836
V8 5.7L GAS Naturally Aspirated (VIN N)		Water Pump	DP836	V8 6.6L GAS Naturally Aspirated (VIN P)	
Water Pump	DP836	1973 Bonneville		Water Pump	DP836
V8 6.6L GAS Naturally Aspirated (VIN P)		V8 6.6L GAS Naturally Aspirated (VIN P)		V8 6.6L GAS Naturally Aspirated (VIN R)	
Water Pump	DP836	Water Pump	DP836	Water Pump	DP836
V8 6.6L GAS Naturally Aspirated (VIN R)		V8 6.6L GAS Naturally Aspirated (VIN R)		V8 6.6L GAS Naturally Aspirated (VIN S)	
Water Pump	DP836	Water Pump	DP836	Water Pump	DP836
V8 6.6L GAS Naturally Aspirated (VIN S)		V8 6.6L GAS Naturally Aspirated (VIN S)		V8 6.6L GAS Naturally Aspirated (VIN T)	
Water Pump	DP836	Water Pump	DP836	Water Pump	DP836
V8 6.6L GAS Naturally Aspirated (VIN T)		V8 6.6L GAS Naturally Aspirated (VIN T)		V8 7.5L GAS Naturally Aspirated (VIN T)	
Water Pump	DP836	Water Pump	DP836	Water Pump	DP836
V8 7.5L GAS Naturally Aspirated (VIN T)		V8 7.5L GAS Naturally Aspirated (VIN T)		V8 7.5L GAS Naturally Aspirated (VIN W)	
Water Pump	DP836	Water Pump	DP836	Water Pump	DP836
V8 7.5L GAS Naturally Aspirated (VIN W)		V8 7.5L GAS Naturally Aspirated (VIN W)		V8 7.5L GAS Naturally Aspirated (VIN X)	
Water Pump	DP836	Water Pump	DP836	Water Pump	DP836
V8 7.5L GAS Naturally Aspirated (VIN X)		V8 7.5L GAS Naturally Aspirated (VIN X)		V8 7.5L GAS Naturally Aspirated (VIN Y)	
Water Pump	DP836	Water Pump	DP836	Water Pump	DP836

Pontiac		Pontiac		Pontiac	
1972 Catalina		1972 Grandville		1972 LeMans	
V8 7.5L GAS Naturally Aspirated (VIN Y)		V8 6.6L GAS Naturally Aspirated (VIN P)		V8 7.5L GAS Naturally Aspirated (VIN W)	
Water Pump	DP836	Water Pump	DP836	Water Pump	DP836
1972 Firebird		V8 6.6L GAS Naturally Aspirated (VIN R)		V8 7.5L GAS Naturally Aspirated (VIN X)	
L6 4.1L GAS Naturally Aspirated (VIN D)		Water Pump	DP836	Water Pump	DP836
Water Pump	DP846	V8 6.6L GAS Naturally Aspirated (VIN S)		V8 7.5L GAS Naturally Aspirated (VIN Y)	
V8 5.7L GAS Naturally Aspirated (VIN M)		Water Pump	DP836	Water Pump	DP836
Water Pump	DP836	V8 6.6L GAS Naturally Aspirated (VIN T)		1972 Parisienne	
V8 5.7L GAS Naturally Aspirated (VIN N)		Water Pump	DP836	V8 5.7L GAS Naturally Aspirated (VIN H)	
Water Pump	DP836	V8 7.5L GAS Naturally Aspirated (VIN T)		Water Pump	DP836
V8 6.6L GAS Naturally Aspirated (VIN P)		Water Pump	DP836	V8 5.7L GAS Naturally Aspirated (VIN J)	
Water Pump	DP836	V8 7.5L GAS Naturally Aspirated (VIN W)		Water Pump	DP836
V8 6.6L GAS Naturally Aspirated (VIN R)		Water Pump	DP836	V8 5.7L GAS Naturally Aspirated (VIN K)	
Water Pump	DP836	V8 7.5L GAS Naturally Aspirated (VIN X)		Water Pump	DP836
V8 6.6L GAS Naturally Aspirated (VIN S)		Water Pump	DP836	V8 5.7L GAS Naturally Aspirated (VIN L)	
Water Pump	DP836	V8 7.5L GAS Naturally Aspirated (VIN Y)		Water Pump	DP836
V8 6.6L GAS Naturally Aspirated (VIN T)		Water Pump	DP836	V8 5.7L GAS Naturally Aspirated (VIN M)	
Water Pump	DP836	1972 GTO		Water Pump	DP836
V8 7.5L GAS Naturally Aspirated (VIN T)		V8 6.6L GAS Naturally Aspirated		V8 5.7L GAS Naturally Aspirated (VIN N)	
Water Pump	DP836	Water Pump	DP836	Water Pump	DP836
V8 7.5L GAS Naturally Aspirated (VIN W)		V8 6.6L GAS Naturally Aspirated (VIN P)		V8 6.6L GAS Naturally Aspirated (VIN P)	
Water Pump	DP836	Water Pump	DP836	Water Pump	DP836
V8 7.5L GAS Naturally Aspirated (VIN X)		V8 6.6L GAS Naturally Aspirated (VIN R)		V8 6.6L GAS Naturally Aspirated (VIN R)	
Water Pump	DP836	Water Pump	DP836	Water Pump	DP836
V8 7.5L GAS Naturally Aspirated (VIN Y)		V8 6.6L GAS Naturally Aspirated (VIN S)		V8 6.6L GAS Naturally Aspirated (VIN S)	
Water Pump	DP836	Water Pump	DP836	Water Pump	DP836
1972 Grand Prix		V8 6.6L GAS Naturally Aspirated (VIN T)		V8 6.6L GAS Naturally Aspirated (VIN T)	
V8 6.6L GAS Naturally Aspirated (VIN P)		Water Pump	DP836	Water Pump	DP836
Water Pump	DP836	V8 7.5L GAS Naturally Aspirated		V8 7.5L GAS Naturally Aspirated (VIN T)	
V8 6.6L GAS Naturally Aspirated (VIN R)		Water Pump	DP836	Water Pump	DP836
Water Pump	DP836	V8 7.5L GAS Naturally Aspirated (VIN T)		V8 7.5L GAS Naturally Aspirated (VIN U)	
V8 6.6L GAS Naturally Aspirated (VIN S)		Water Pump	DP836	Water Pump	DP836
Water Pump	DP836	V8 7.5L GAS Naturally Aspirated (VIN W)		V8 7.5L GAS Naturally Aspirated (VIN V)	
V8 6.6L GAS Naturally Aspirated (VIN T)		Water Pump	DP836	Water Pump	DP836
Water Pump	DP836	V8 7.5L GAS Naturally Aspirated (VIN X)		V8 7.5L GAS Naturally Aspirated (VIN W)	
V8 7.5L GAS Naturally Aspirated (VIN T)		Water Pump	DP836	Water Pump	DP836
Water Pump	DP836	V8 7.5L GAS Naturally Aspirated (VIN Y)		V8 7.5L GAS Naturally Aspirated (VIN X)	
V8 7.5L GAS Naturally Aspirated (VIN W)		Water Pump	DP836	Water Pump	DP836
Water Pump	DP836	1972 Laurentian		V8 7.5L GAS Naturally Aspirated (VIN Y)	
V8 7.5L GAS Naturally Aspirated (VIN X)		V8 5.7L GAS Naturally Aspirated (VIN H)		Water Pump	DP836
Water Pump	DP836	Water Pump	DP836	1972 Ventura	
V8 7.5L GAS Naturally Aspirated (VIN Y)		V8 5.7L GAS Naturally Aspirated (VIN J)		L6 4.1L GAS Naturally Aspirated (VIN D)	
Water Pump	DP836	Water Pump	DP836	Water Pump	DP846
1972 Grand Safari		V8 5.7L GAS Naturally Aspirated (VIN K)		V8 5.0L GAS Naturally Aspirated (VIN F)	
V8 5.7L GAS Naturally Aspirated (VIN M)		Water Pump	DP836	Heavy Duty	DP10031
Water Pump	DP836	V8 5.7L GAS Naturally Aspirated (VIN L)		Standard Duty	DP1003
V8 5.7L GAS Naturally Aspirated (VIN N)		Water Pump	DP836	V8 5.7L GAS Naturally Aspirated (VIN M)	
Water Pump	DP836	V8 5.7L GAS Naturally Aspirated (VIN M)		Water Pump	DP836
V8 6.6L GAS Naturally Aspirated (VIN P)		Water Pump	DP836	V8 5.7L GAS Naturally Aspirated (VIN N)	
Water Pump	DP836	V8 5.7L GAS Naturally Aspirated (VIN N)		Water Pump	DP836
V8 6.6L GAS Naturally Aspirated (VIN R)		Water Pump	DP836	1971 Acadian	
Water Pump	DP836	1972 LeMans		L6 4.1L GAS Naturally Aspirated	
V8 6.6L GAS Naturally Aspirated (VIN S)		L6 4.1L GAS Naturally Aspirated (VIN D)		Water Pump	DP846
Water Pump	DP836	Water Pump	DP846	V8 5.0L GAS Naturally Aspirated	
V8 6.6L GAS Naturally Aspirated (VIN T)		V8 5.7L GAS Naturally Aspirated (VIN M)		Heavy Duty	DP10031
Water Pump	DP836	Water Pump	DP836	Standard Duty	DP1003
V8 7.5L GAS Naturally Aspirated (VIN T)		V8 5.7L GAS Naturally Aspirated (VIN N)		V8 5.7L GAS Naturally Aspirated	
Water Pump	DP836	Water Pump	DP836	Water Pump	DP1036
V8 7.5L GAS Naturally Aspirated (VIN U)		V8 6.6L GAS Naturally Aspirated (VIN P)		1971 Bonneville	
Water Pump	DP836	Water Pump	DP836	V8 5.7L GAS Naturally Aspirated	
V8 7.5L GAS Naturally Aspirated (VIN V)		V8 6.6L GAS Naturally Aspirated (VIN R)		Water Pump	DP836
Water Pump	DP836	V8 6.6L GAS Naturally Aspirated (VIN R)		V8 6.6L GAS Naturally Aspirated	
V8 7.5L GAS Naturally Aspirated (VIN W)		Water Pump	DP836	Water Pump	DP836
Water Pump	DP836	V8 6.6L GAS Naturally Aspirated (VIN S)		V8 7.5L GAS Naturally Aspirated	
V8 7.5L GAS Naturally Aspirated (VIN X)		Water Pump	DP836	Water Pump	DP836
Water Pump	DP836	V8 6.6L GAS Naturally Aspirated (VIN T)		1971 Catalina	
V8 7.5L GAS Naturally Aspirated (VIN Y)		Water Pump	DP836	V8 5.7L GAS Naturally Aspirated	
Water Pump	DP836	V8 7.5L GAS Naturally Aspirated (VIN T)		Water Pump	DP836
Water Pump	DP836	Water Pump	DP836		

Pontiac	
1971 Catalina	
V8 6.6L GAS Naturally Aspirated	
Water Pump	DP836
V8 7.5L GAS Naturally Aspirated	
Water Pump	DP836
1971 Firebird	
L6 4.1L GAS Naturally Aspirated	
Water Pump	DP846
V8 5.7L GAS Naturally Aspirated	
Water Pump	DP836
V8 6.6L GAS Naturally Aspirated	
Water Pump	DP836
V8 7.5L GAS Naturally Aspirated	
Water Pump	DP836
1971 Grand Prix	
V8 6.6L GAS Naturally Aspirated	
Water Pump	DP836
V8 7.5L GAS Naturally Aspirated	
Water Pump	DP836
1971 Grand Safari	
V8 5.7L GAS Naturally Aspirated	
Water Pump	DP836
V8 6.6L GAS Naturally Aspirated	
Water Pump	DP836
V8 7.5L GAS Naturally Aspirated	
Water Pump	DP836
1971 Grandville	
V8 7.5L GAS Naturally Aspirated	
Water Pump	DP836
1971 GTO	
V8 6.6L GAS Naturally Aspirated	
Water Pump	DP836
V8 7.5L GAS Naturally Aspirated	
Water Pump	DP836
1971 Laurentian	
V8 5.7L GAS Naturally Aspirated	
Water Pump	DP836
1971 LeMans	
L6 4.1L GAS Naturally Aspirated	
Water Pump	DP846
V8 5.7L GAS Naturally Aspirated	
Water Pump	DP836
V8 6.6L GAS Naturally Aspirated	
Water Pump	DP836
V8 7.5L GAS Naturally Aspirated	
Water Pump	DP836
1971 Parisienne	
V8 5.7L GAS Naturally Aspirated	
Water Pump	DP836
V8 6.6L GAS Naturally Aspirated	
Water Pump	DP836
V8 7.5L GAS Naturally Aspirated	
Water Pump	DP836
1971 Ventura	
L6 4.1L GAS Naturally Aspirated	
Water Pump	DP846
V8 5.0L GAS Naturally Aspirated	
Heavy Duty	DP10031
Standard Duty	DP1003
V8 5.0L GAS Naturally Aspirated (VIN CA)	
Heavy Duty	DP10031
Standard Duty	DP1003
V8 5.7L GAS Naturally Aspirated	
Water Pump	DP836
1970 Acadian	
L6 4.1L GAS Naturally Aspirated	
Water Pump	DP846

Pontiac	
1970 Acadian	
V8 5.0L GAS Naturally Aspirated	
Heavy Duty	DP1331 ²⁹
Standard Duty	DP1313
V8 5.7L GAS Naturally Aspirated	
Water Pump	DP1036
1970 Bonneville	
V8 6.6L GAS Naturally Aspirated	
Water Pump	DP836
V8 7.5L GAS Naturally Aspirated	
Water Pump	DP836
1970 Catalina	
V8 5.7L GAS Naturally Aspirated	
Water Pump	DP836
V8 6.6L GAS Naturally Aspirated	
Water Pump	DP836
V8 7.5L GAS Naturally Aspirated	
Water Pump	DP836
1970 Executive	
V8 6.6L GAS Naturally Aspirated	
Water Pump	DP836
V8 7.5L GAS Naturally Aspirated	
Water Pump	DP836
1970 Firebird	
L6 4.1L GAS Naturally Aspirated	
Water Pump	DP846
V8 5.7L GAS Naturally Aspirated	
Water Pump	DP836
V8 6.6L GAS Naturally Aspirated	
Water Pump	DP836
1970 Grand Prix	
V8 6.6L GAS Naturally Aspirated	
Water Pump	DP836
V8 7.5L GAS Naturally Aspirated	
Water Pump	DP836
1970 GTO	
V8 6.6L GAS Naturally Aspirated	
Water Pump	DP836
V8 7.5L GAS Naturally Aspirated	
Water Pump	DP836
1970 Laurentian	
V8 5.7L GAS Naturally Aspirated	
Water Pump	DP836
1970 LeMans	
L6 4.1L GAS Naturally Aspirated	
Water Pump	DP846
V8 5.7L GAS Naturally Aspirated	
Water Pump	DP836
V8 6.6L GAS Naturally Aspirated	
Water Pump	DP836
V8 7.5L GAS Naturally Aspirated	
Water Pump	DP836
1970 Parisienne	
V8 5.7L GAS Naturally Aspirated	
Water Pump	DP836
V8 6.6L GAS Naturally Aspirated	
Water Pump	DP836
V8 7.5L GAS Naturally Aspirated	
Water Pump	DP836
1970 Tempest	
L6 4.1L GAS Naturally Aspirated	
Water Pump	DP846
V8 5.7L GAS Naturally Aspirated	
Water Pump	DP836
V8 6.6L GAS Naturally Aspirated	
Water Pump	DP836
1969 Acadian	
V8 5.0L GAS Naturally Aspirated	
Heavy Duty	DP1331 ²⁹

Pontiac	
1969 Acadian	
V8 5.0L GAS Naturally Aspirated	
Standard Duty	DP1313
1969 Bonneville	
V8 6.6L GAS Naturally Aspirated	
Water Pump	DP836
V8 7.0L GAS Naturally Aspirated	
Water Pump	DP836
1969 Catalina	
V8 6.6L GAS Naturally Aspirated	
Water Pump	DP836
V8 7.0L GAS Naturally Aspirated	
Water Pump	DP836
1969 Executive	
V8 6.6L GAS Naturally Aspirated	
Water Pump	DP836
V8 7.0L GAS Naturally Aspirated	
Water Pump	DP836
1969 Grand Prix	
V8 6.6L GAS Naturally Aspirated	
Water Pump	DP836
V8 7.0L GAS Naturally Aspirated	
Water Pump	DP836
1969 GTO	
V8 6.6L GAS Naturally Aspirated	
Water Pump	DP836
1969 LeMans	
L6 4.1L GAS Naturally Aspirated	
Water Pump	DP846
V8 5.7L GAS Naturally Aspirated	
Water Pump	DP836
V8 6.6L GAS Naturally Aspirated	
Water Pump	DP836
1969 Tempest	
L6 4.1L GAS Naturally Aspirated	
Water Pump	DP846
V8 5.7L GAS Naturally Aspirated	
Water Pump	DP836
V8 6.6L GAS Naturally Aspirated	
Water Pump	DP836
1968 Acadian	
V8 5.0L GAS Naturally Aspirated	
Heavy Duty	DP1331 ²⁹
Standard Duty	DP1313
V8 5.3L GAS Naturally Aspirated	
Heavy Duty	DP1331 ²⁹
Standard Duty	DP1313
V8 5.7L GAS Naturally Aspirated	
Heavy Duty	DP1331 ²⁹
Standard Duty	DP1313
1968 Bonneville	
V8 6.6L GAS Naturally Aspirated	
Water Pump	DP1036
V8 7.0L GAS Naturally Aspirated	
Water Pump	DP1036
1968 Catalina	
V8 6.6L GAS Naturally Aspirated	
Water Pump	DP1036
V8 7.0L GAS Naturally Aspirated	
Water Pump	DP1036
1968 Executive	
V8 6.6L GAS Naturally Aspirated	
Water Pump	DP1036
V8 7.0L GAS Naturally Aspirated	
Water Pump	DP1036
1968 Firebird	
V8 5.7L GAS Naturally Aspirated	
Water Pump	DP1036

Pontiac		Pontiac		Pontiac	
1968 Firebird		1966 Bonneville		1964 GTO	
V8 6.6L GAS Naturally Aspirated		V8 6.4L GAS Naturally Aspirated		V8 6.4L GAS Naturally Aspirated	
Water Pump	DP1036	Water Pump	DP1036	Water Pump	DP1036
1968 Grand Prix		V8 6.9L GAS Naturally Aspirated		1964 LeMans	
V8 6.6L GAS Naturally Aspirated		Water Pump DP1036		V8 5.3L GAS Naturally Aspirated	
Water Pump	DP1036	1966 Catalina		Water Pump DP1036	
V8 7.0L GAS Naturally Aspirated		V8 6.4L GAS Naturally Aspirated		1964 Star Chief	
Water Pump	DP1036	Water Pump DP1036		V8 6.9L GAS Naturally Aspirated	
1968 LeMans		V8 6.9L GAS Naturally Aspirated		Water Pump DP1036	
L6 4.1L GAS Naturally Aspirated		Water Pump DP1036		1964 Tempest	
Water Pump	DP846	1966 Grand Prix		V8 5.3L GAS Naturally Aspirated	
V8 5.7L GAS Naturally Aspirated		V8 6.4L GAS Naturally Aspirated		Water Pump DP1036	
Water Pump	DP1036	Water Pump DP1036		1963 Bonneville	
V8 6.6L GAS Naturally Aspirated		V8 6.9L GAS Naturally Aspirated		V8 6.4L GAS Naturally Aspirated	
Water Pump	DP1036	Water Pump DP1036		Water Pump DP1036	
1968 Tempest		1966 GTO		V8 6.9L GAS Naturally Aspirated	
L6 4.1L GAS Naturally Aspirated		V8 6.4L GAS Naturally Aspirated		Water Pump DP1036	
Water Pump	DP846	Water Pump DP1036		1963 Catalina	
V8 5.7L GAS Naturally Aspirated		1966 LeMans		V8 6.4L GAS Naturally Aspirated	
Water Pump	DP1036	V8 5.3L GAS Naturally Aspirated		Water Pump DP1036	
V8 6.6L GAS Naturally Aspirated		Water Pump DP1036		V8 6.9L GAS Naturally Aspirated	
Water Pump	DP1036	1966 Star Chief		Water Pump DP1036	
1967 Bonneville		V8 6.9L GAS Naturally Aspirated		1963 Grand Prix	
V8 6.6L GAS Naturally Aspirated		Water Pump DP1036		V8 6.4L GAS Naturally Aspirated	
Water Pump	DP1036	1966 Tempest		Water Pump DP1036	
V8 6.6L GAS Naturally Aspirated (VIN X)		V8 5.3L GAS Naturally Aspirated		V8 6.9L GAS Naturally Aspirated	
Water Pump	DP1036	Water Pump DP1036		Water Pump DP1036	
V8 6.6L GAS Naturally Aspirated (VIN Y)		1965 Bonneville		1963 LeMans	
Water Pump	DP1036	V8 6.4L GAS Naturally Aspirated		L4 3.2L GAS Naturally Aspirated	
V8 7.0L GAS Naturally Aspirated		Water Pump DP1036		Water Pump DP1036	
Water Pump	DP1036	V8 6.9L GAS Naturally Aspirated		V8 5.3L GAS Naturally Aspirated	
1967 Catalina		Water Pump DP1036		Water Pump DP1036	
V8 7.0L GAS Naturally Aspirated		1965 Catalina		1963 Star Chief	
Water Pump	DP1036	V8 6.4L GAS Naturally Aspirated		V8 6.9L GAS Naturally Aspirated	
1967 Executive		Water Pump DP1036		Water Pump DP1036	
V8 6.6L GAS Naturally Aspirated		V8 6.9L GAS Naturally Aspirated		1963 Tempest	
Water Pump	DP1036	Water Pump DP1036		L4 3.2L GAS Naturally Aspirated	
V8 6.6L GAS Naturally Aspirated (VIN X)		1965 Grand Prix		Water Pump DP1036	
Water Pump	DP1036	V8 6.4L GAS Naturally Aspirated		V8 5.3L GAS Naturally Aspirated	
V8 6.6L GAS Naturally Aspirated (VIN Y)		Water Pump DP1036		Water Pump DP1036	
Water Pump	DP1036	V8 6.9L GAS Naturally Aspirated		1962 Bonneville	
V8 7.0L GAS Naturally Aspirated		Water Pump DP1036		V8 6.4L GAS Naturally Aspirated	
Water Pump	DP1036	1965 GTO		Water Pump DP1036	
1967 Firebird		V8 6.4L GAS Naturally Aspirated		1962 Catalina	
V8 5.3L GAS Naturally Aspirated		Water Pump DP1036		V8 6.4L GAS Naturally Aspirated	
Water Pump	DP1036	1965 LeMans		Water Pump DP1036	
V8 6.6L GAS Naturally Aspirated		V8 5.3L GAS Naturally Aspirated		V8 6.9L GAS Naturally Aspirated	
Water Pump	DP1036	Water Pump DP1036		Water Pump DP1036	
V8 6.6L GAS Naturally Aspirated (VIN X)		1965 Star Chief		1962 Grand Prix	
Water Pump	DP1036	V8 6.9L GAS Naturally Aspirated		V8 6.4L GAS Naturally Aspirated	
V8 6.6L GAS Naturally Aspirated (VIN Y)		Water Pump DP1036		Water Pump DP1036	
Water Pump	DP1036	1965 Tempest		1962 Tempest	
1967 Grand Prix		V8 5.3L GAS Naturally Aspirated		L4 3.2L GAS Naturally Aspirated	
V8 6.6L GAS Naturally Aspirated		Water Pump DP1036		Water Pump DP1036	
Water Pump	DP1036	1964 Bonneville		V8 3.5L GAS Naturally Aspirated	
V8 6.6L GAS Naturally Aspirated (VIN X)		V8 6.4L GAS Naturally Aspirated		Water Pump DP1036	
Water Pump	DP1036	Water Pump DP1036		1961 Bonneville	
V8 6.6L GAS Naturally Aspirated (VIN Y)		V8 6.9L GAS Naturally Aspirated		V8 6.4L GAS Naturally Aspirated	
Water Pump	DP1036	Water Pump DP1036		Water Pump DP1036	
V8 7.0L GAS Naturally Aspirated		1964 Catalina		1961 Catalina	
Water Pump	DP1036	V8 6.4L GAS Naturally Aspirated		V8 6.4L GAS Naturally Aspirated	
1967 LeMans		Water Pump DP1036		Water Pump DP1036	
V8 5.3L GAS Naturally Aspirated		V8 6.9L GAS Naturally Aspirated		V8 6.9L GAS Naturally Aspirated	
Water Pump	DP1036	Water Pump DP1036		Water Pump DP1036	
1967 Tempest		1964 Grand Prix		1961 Tempest	
V8 5.3L GAS Naturally Aspirated		V8 6.4L GAS Naturally Aspirated		L4 3.2L GAS Naturally Aspirated	
Water Pump	DP1036	Water Pump DP1036		Water Pump DP1036	
		V8 6.9L GAS Naturally Aspirated		V8 3.5L GAS Naturally Aspirated	
		Water Pump DP1036		Water Pump DP1036	

Pontiac	
1961 Tempest	
V8 6.4L GAS Naturally Aspirated	
Water Pump	DP1036
1961 Ventura	
V8 6.4L GAS Naturally Aspirated	
Water Pump	DP1036
1960 Bonneville	
V8 6.4L GAS Naturally Aspirated	
Water Pump	DP1036
1960 Catalina	
V8 6.4L GAS Naturally Aspirated	
Water Pump	DP1036
1960 Star Chief	
V8 6.4L GAS Naturally Aspirated	
Water Pump	DP1036
1960 Ventura	
V8 6.4L GAS Naturally Aspirated	
Water Pump	DP1036
1959 Bonneville	
V8 6.4L GAS Naturally Aspirated	
Water Pump	DP1036
1959 Catalina	
V8 6.4L GAS Naturally Aspirated	
Water Pump	DP1036
1959 Star Chief	
V8 6.4L GAS Naturally Aspirated	
Water Pump	DP1036
Porsche	
2011 911	
H6 3.6L GAS Naturally Aspirated	
Water Pump	DP1495
H6 3.6L GAS Turbocharged	
Water Pump	DP1495
H6 3.8L GAS Turbocharged	
Water Pump	DP1495
H6 4.0L GAS Naturally Aspirated	
Water Pump	DP1495
2010 911	
H6 3.8L GAS Turbocharged	
Water Pump	DP1495
2009 911	
H6 3.6L GAS Naturally Aspirated	
Water Pump	DP1495
H6 3.6L GAS Turbocharged	
Water Pump	DP1495
2008 911	
H6 3.6L GAS Turbocharged	
Water Pump	DP1495
H6 3.8L GAS Naturally Aspirated	
Water Pump	DP1495
2008 Boxster	
H6 2.7L GAS Naturally Aspirated	
Water Pump	DP1495
H6 3.4L GAS Naturally Aspirated	
Water Pump	DP1495
2008 Cayman	
H6 2.7L GAS Naturally Aspirated	
Water Pump	DP1495
H6 3.4L GAS Naturally Aspirated	
Water Pump	DP1495
2007 911	
H6 3.6L GAS Turbocharged	
Water Pump	DP1495
H6 3.8L GAS Naturally Aspirated	
Water Pump	DP1495
2007 Boxster	
H6 2.7L GAS Naturally Aspirated	
Water Pump	DP1495

Porsche	
2007 Boxster	
H6 3.4L GAS Naturally Aspirated	
Water Pump	DP1495
2007 Cayman	
H6 2.7L GAS Naturally Aspirated	
Water Pump	DP1495
H6 3.4L GAS Naturally Aspirated	
Water Pump	DP1495
2006 911	
H6 3.6L GAS Naturally Aspirated	
Water Pump	DP1495
H6 3.8L GAS Naturally Aspirated	
Water Pump	DP1495
2006 Boxster	
H6 2.7L GAS Naturally Aspirated	
Water Pump	DP1495
H6 3.2L GAS Naturally Aspirated	
Water Pump	DP1495
2006 Cayman	
H6 3.4L GAS Naturally Aspirated	
Water Pump	DP1495
2005 911	
H6 3.6L GAS Naturally Aspirated	
Water Pump	DP1495
H6 3.6L GAS Turbocharged	
Water Pump	DP1495
H6 3.8L GAS Naturally Aspirated	
Water Pump	DP1495
2005 Boxster	
H6 2.7L GAS Naturally Aspirated	
Water Pump	DP1495
H6 3.2L GAS Naturally Aspirated	
Water Pump	DP1495
2004 911	
H6 3.6L GAS Naturally Aspirated	
Water Pump	DP1495
H6 3.6L GAS Turbocharged	
Water Pump	DP1495
2004 Boxster	
H6 2.7L GAS Naturally Aspirated	
Water Pump	DP1495
H6 3.2L GAS Naturally Aspirated	
Water Pump	DP1495
2003 911	
H6 3.6L GAS Naturally Aspirated	
Water Pump	DP1495
H6 3.6L GAS Turbocharged	
Water Pump	DP1495
2003 Boxster	
H6 2.7L GAS Naturally Aspirated	
Water Pump	DP1495
H6 3.2L GAS Naturally Aspirated	
Water Pump	DP1495
2002 911	
H6 3.6L GAS Naturally Aspirated	
Water Pump	DP1495
H6 3.6L GAS Turbocharged	
Water Pump	DP1495
2002 Boxster	
H6 2.7L GAS Naturally Aspirated	
Water Pump	DP1495
H6 3.2L GAS Naturally Aspirated	
Water Pump	DP1495
2001 911	
H6 3.4L GAS Naturally Aspirated	
Water Pump	DP1495
H6 3.6L GAS Turbocharged	
Water Pump	DP1495

Porsche	
2001 Boxster	
H6 2.7L GAS Naturally Aspirated	
Water Pump	DP1495
H6 3.2L GAS Naturally Aspirated	
Water Pump	DP1495
2000 911	
H6 3.4L GAS Naturally Aspirated	
Water Pump	DP1495
2000 Boxster	
H6 2.7L GAS Naturally Aspirated	
Water Pump	DP1495
H6 3.2L GAS Naturally Aspirated	
Water Pump	DP1495
1999 911	
H6 3.4L GAS Naturally Aspirated	
Water Pump	DP1495
1999 Boxster	
H6 2.5L GAS Naturally Aspirated	
Water Pump	DP1495
1998 911	
H6 3.6L GAS Naturally Aspirated (VIN A)	
Water Pump	DP1495
1998 Boxster	
H6 2.5L GAS Naturally Aspirated (VIN A)	
Water Pump	DP1495
1997 Boxster	
H6 2.5L GAS Naturally Aspirated (VIN A)	
Water Pump	DP1495
Ram	
2017 1500	
V8 5.7L GAS Naturally Aspirated (VIN T)	
Water Pump	DP1452
2017 2500	
V8 5.7L CNG Naturally Aspirated (VIN 2)	
Water Pump	DP1452
2017 3500	
V8 5.7L GAS Naturally Aspirated (VIN T)	
Water Pump	DP1452
2017 ProMaster City	
L4 2.4L GAS Naturally Aspirated (VIN T)	
w/o Housing	DP1016
2016 1500	
V8 5.7L GAS Naturally Aspirated (VIN T)	
Water Pump	DP1452
2016 2500	
V8 5.7L CNG Naturally Aspirated (VIN 2)	
Water Pump	DP1452
V8 5.7L GAS Naturally Aspirated (VIN T)	
Water Pump	DP1452
2016 3500	
V8 5.7L GAS Naturally Aspirated (VIN T)	
Water Pump	DP1452
2016 ProMaster City	
L4 2.4L GAS Naturally Aspirated (VIN T)	
w/o Housing	DP1016
2015 1500	
V8 5.7L GAS Naturally Aspirated (VIN T)	
Water Pump	DP1452
2015 2500	
V8 5.7L CNG Naturally Aspirated (VIN 2)	
Water Pump	DP1452
V8 5.7L GAS Naturally Aspirated (VIN T)	
Water Pump	DP1452
2015 3500	
V8 5.7L GAS Naturally Aspirated (VIN T)	
Water Pump	DP1452
2015 ProMaster City	
L4 2.4L GAS Naturally Aspirated (VIN T)	
w/o Housing	DP1016

Ram	
2014 1500	
V8 5.7L GAS Naturally Aspirated (VIN T)	
Water Pump	DP1452
2014 2500	
V8 5.7L CNG Naturally Aspirated (VIN 2)	
Water Pump	DP1452
V8 5.7L GAS Naturally Aspirated (VIN T)	
Water Pump	DP1452
2014 3500	
V8 5.7L GAS Naturally Aspirated (VIN T)	
Water Pump	DP1452
2013 1500	
V8 4.7L FLEX Naturally Aspirated (VIN P)	
Water Pump	DP962
V8 5.7L GAS Naturally Aspirated (VIN T)	
Water Pump	DP1452
2013 2500	
V8 5.7L CNG Naturally Aspirated (VIN 2)	
Water Pump	DP1452
V8 5.7L GAS Naturally Aspirated (VIN T)	
Water Pump	DP1452
2013 3500	
V8 5.7L GAS Naturally Aspirated (VIN T)	
Water Pump	DP1452
2012 1500	
V6 3.7L GAS Naturally Aspirated (VIN K)	
Water Pump	DP962
V8 4.7L FLEX Naturally Aspirated (VIN P)	
Water Pump	DP962
V8 5.7L GAS Naturally Aspirated (VIN T)	
Water Pump	DP1452
2012 2500	
L6 6.7L DIESEL Turbocharged (VIN L)	
Water Pump	DP172
V8 5.7L BI-FUEL Naturally Aspirated (VIN 2)	
Water Pump	DP1452
V8 5.7L GAS Naturally Aspirated (VIN T)	
Water Pump	DP1452
2012 3500	
L6 6.7L DIESEL Turbocharged (VIN L)	
Water Pump	DP172
V8 5.7L GAS Naturally Aspirated (VIN T)	
Water Pump	DP1452
2012 4500	
L6 6.7L DIESEL Turbocharged (VIN L)	
Water Pump	DP172
2012 5500	
L6 6.7L DIESEL Turbocharged (VIN L)	
Water Pump	DP172
2011 1500	
V6 3.7L GAS Naturally Aspirated (VIN K)	
Water Pump	DP962
V8 4.7L FLEX Naturally Aspirated (VIN P)	
Water Pump	DP962
V8 5.7L GAS Naturally Aspirated (VIN T)	
Water Pump	DP1452
2011 2500	
L6 6.7L DIESEL Turbocharged (VIN L)	
Water Pump	DP172
V8 5.7L GAS Naturally Aspirated (VIN T)	
Water Pump	DP1452
2011 3500	
L6 6.7L DIESEL Turbocharged (VIN L)	
Water Pump	DP172
V8 5.7L GAS Naturally Aspirated (VIN T)	
Water Pump	DP1452

Ram	
2011 4500	
L6 6.7L DIESEL Turbocharged (VIN L)	
Water Pump	DP172
2011 5500	
L6 6.7L DIESEL Turbocharged (VIN L)	
Water Pump	DP172
2011 Dakota	
V6 3.7L GAS Naturally Aspirated	
Water Pump	DP962
V6 3.7L GAS Naturally Aspirated (VIN K)	
Water Pump	DP962
V8 4.7L FLEX Naturally Aspirated (VIN P)	
Water Pump	DP962
Saab	
2011 9-3	
L4 2.0L GAS Turbocharged (VIN Y)	
Water Pump	DP208
2011 9-3X	
L4 2.0L GAS Turbocharged (VIN Y)	
Water Pump	DP208
2011 9-4X	
V6 2.8L GAS Turbocharged (VIN 6)	
Water Pump	DP532
V6 3.0L GAS Naturally Aspirated (VIN Y)	
Water Pump	DP532
2011 9-5	
L4 2.0L GAS Turbocharged	
Water Pump	DP208
V6 2.8L GAS Turbocharged (VIN J)	
Water Pump	DP532
2010 9-3	
L4 2.0L GAS Turbocharged (VIN Y)	
Water Pump	DP208
2010 9-3X	
L4 2.0L GAS Turbocharged (VIN Y)	
Water Pump	DP208
2010 9-5	
V6 2.8L GAS Turbocharged (VIN J)	
Water Pump	DP532
2009 9-3	
L4 2.0L GAS Turbocharged (VIN Y)	
Water Pump	DP208
V6 2.8L GAS Turbocharged (VIN R)	
Water Pump	DP532
2009 9-5	
L4 2.3L GAS Turbocharged (VIN G)	
Water Pump	DP337
2009 9-7x	
L6 4.2L GAS Naturally Aspirated (VIN S)	
Water Pump	DP965 ^{27,28}
V8 5.3L GAS Naturally Aspirated (VIN M)	
Water Pump	DP990 ^{27,28}
V8 6.0L GAS Naturally Aspirated (VIN H)	
Water Pump	DP990 ^{27,28}
2008 9-3	
L4 2.0L GAS Turbocharged (VIN Y)	
Water Pump	DP208
V6 2.8L GAS Turbocharged (VIN R)	
Water Pump	DP532
V6 2.8L GAS Turbocharged (VIN U)	
Water Pump	DP532
2008 9-5	
L4 2.3L GAS Turbocharged (VIN G)	
Water Pump	DP337
2008 9-7x	
L6 4.2L GAS Naturally Aspirated (VIN S)	
Water Pump	DP965 ^{27,28}
V8 5.3L GAS Naturally Aspirated (VIN M)	
Water Pump	DP990 ^{27,28}

Saab	
2008 9-7x	
V8 6.0L GAS Naturally Aspirated (VIN H)	
Water Pump	DP990 ^{27,28}
2007 9-3	
L4 2.0L GAS Turbocharged (VIN Y)	
Water Pump	DP208
V6 2.8L GAS Turbocharged (VIN U)	
Water Pump	DP532
2007 9-5	
L4 2.3L GAS Turbocharged (VIN G)	
Water Pump	DP337
2007 9-7x	
L6 4.2L GAS Naturally Aspirated (VIN S)	
Water Pump	DP965 ^{27,28}
V8 5.3L GAS Naturally Aspirated (VIN M)	
Water Pump	DP990 ^{27,28}
2006 9-3	
L4 2.0L GAS Turbocharged (VIN Y)	
Water Pump	DP208
V6 2.8L GAS Turbocharged (VIN U)	
Water Pump	DP532
2006 9-5	
L4 2.3L GAS Turbocharged (VIN G)	
Water Pump	DP337
2006 9-7x	
L6 4.2L GAS Naturally Aspirated (VIN S)	
Water Pump	DP965 ^{27,28}
2005 9-2X	
H4 2.0L GAS Turbocharged	
Water Pump	DP418 ^{11,9}
H4 2.5L GAS Naturally Aspirated	
Water Pump	DP246 ⁹
2005 9-3	
L4 2.0L GAS Turbocharged	
Water Pump	DP208
2005 9-5	
L4 2.3L GAS Turbocharged	
Water Pump	DP337
2005 9-7x	
L6 4.2L GAS Naturally Aspirated (VIN S)	
Water Pump	DP965 ^{27,28}
2004 9-3	
L4 2.0L GAS Turbocharged	
Water Pump	DP208
2004 9-5	
L4 2.3L GAS Turbocharged	
Water Pump	DP337
L4 2.3L GAS Turbocharged (VIN E)	
Water Pump	DP337
2003 9-5	
L4 2.3L GAS Turbocharged	
Water Pump	DP337
L4 2.3L GAS Turbocharged (VIN E)	
Water Pump	DP337
V6 3.0L GAS Turbocharged (VIN Z)	
Water Pump	DP455 ⁹
2002 9-3	
L4 2.0L GAS Turbocharged (VIN K)	
Water Pump	DP337
L4 2.3L GAS Turbocharged	
Water Pump	DP337
2002 9-5	
L4 2.3L GAS Turbocharged	
Water Pump	DP337
L4 2.3L GAS Turbocharged (VIN E)	
Water Pump	DP337
V6 3.0L GAS Turbocharged (VIN Z)	
Water Pump	DP455 ⁹

Saab	
2001 9-3	
L4 2.0L GAS Turbocharged (VIN H)	
Water Pump	DP337
L4 2.0L GAS Turbocharged (VIN K)	
Water Pump	DP337
L4 2.3L GAS Turbocharged	
Water Pump	DP337
2001 9-5	
L4 2.3L GAS Turbocharged	
Water Pump	DP337
L4 2.3L GAS Turbocharged (VIN E)	
Water Pump	DP337
V6 3.0L GAS Turbocharged (VIN Z)	
Water Pump	DP455°
2000 9-3	
L4 2.0L GAS Turbocharged (VIN H)	
Water Pump	DP337
L4 2.0L GAS Turbocharged (VIN K)	
Water Pump	DP337
L4 2.3L GAS Turbocharged	
Water Pump	DP337
2000 9-5	
L4 2.3L GAS Turbocharged	
Water Pump	DP337
L4 2.3L GAS Turbocharged (VIN E)	
Water Pump	DP337
V6 3.0L GAS Turbocharged (VIN Z)	
Water Pump	DP455°
1999 9-3	
L4 2.0L GAS Turbocharged (VIN N)	
Water Pump	DP337
L4 2.0L GAS Turbocharged (VIN P)	
Water Pump	DP337
L4 2.3L GAS Turbocharged (VIN G)	
Water Pump	DP337
1999 9-5	
L4 2.3L GAS Turbocharged	
Water Pump	DP337
V6 3.0L GAS Turbocharged	
Water Pump	DP455°
1998 900	
L4 2.0L GAS Turbocharged (VIN N)	
Water Pump	DP337
L4 2.3L GAS Naturally Aspirated (VIN B)	
Water Pump	DP337
1997 900	
L4 2.0L GAS Turbocharged (VIN N)	
Water Pump	DP337
L4 2.3L GAS Naturally Aspirated (VIN B)	
Water Pump	DP337
V6 2.5L GAS Naturally Aspirated (VIN V)	
Water Pump	DP455°
1997 9000	
V6 3.0L GAS Naturally Aspirated (VIN W)	
Water Pump	DP455°
1996 900	
L4 2.0L GAS Turbocharged (VIN N)	
Water Pump	DP337
L4 2.3L GAS Naturally Aspirated (VIN B)	
Water Pump	DP337
V6 2.5L GAS Naturally Aspirated (VIN V)	
Water Pump	DP455°
1996 9000	
V6 3.0L GAS Naturally Aspirated (VIN W)	
Water Pump	DP455°
1995 900	
L4 2.0L GAS Turbocharged (VIN N)	
Water Pump	DP337

Saab	
1995 900	
L4 2.3L GAS Naturally Aspirated (VIN B)	
Water Pump	DP337
V6 2.5L GAS Naturally Aspirated (VIN V)	
Water Pump	DP455°
1995 9000	
V6 3.0L GAS Naturally Aspirated (VIN W)	
Water Pump	DP455°
1994 900	
L4 2.0L GAS Turbocharged (VIN L)	
Water Pump	DP337
L4 2.0L GAS Turbocharged (VIN N)	
Water Pump	DP337
L4 2.0L GAS Turbocharged (VIN T)	
Water Pump	DP337
L4 2.1L GAS Naturally Aspirated (VIN E)	
Water Pump	DP1092
L4 2.3L GAS Naturally Aspirated (VIN B)	
Water Pump	DP337
V6 2.5L GAS Naturally Aspirated (VIN V)	
Water Pump	DP455°
1993 900	
L4 2.0L GAS Turbocharged (VIN L)	
Water Pump	DP1092
L4 2.0L GAS Turbocharged (VIN T)	
Water Pump	DP1092
L4 2.1L GAS Naturally Aspirated (VIN E)	
Water Pump	DP1092
1992 900	
L4 2.0L GAS Turbocharged (VIN L)	
Water Pump	DP1092
L4 2.1L GAS Naturally Aspirated (VIN E)	
Water Pump	DP1092
1991 900	
L4 2.0L GAS Turbocharged (VIN L)	
Water Pump	DP1092
L4 2.1L GAS Naturally Aspirated (VIN E)	
Water Pump	DP1092
1990 900	
L4 2.0L GAS Naturally Aspirated (VIN D)	
Water Pump	DP1092
L4 2.0L GAS Turbocharged (VIN L)	
Water Pump	DP1092
1989 900	
L4 2.0L GAS Naturally Aspirated (VIN D)	
Water Pump	DP1092
L4 2.0L GAS Turbocharged (VIN L)	
Water Pump	DP1092
1988 900	
L4 2.0L GAS Naturally Aspirated (VIN D)	
Water Pump	DP1092
L4 2.0L GAS Naturally Aspirated (VIN J)	
Water Pump	DP1092
L4 2.0L GAS Turbocharged (VIN L)	
Water Pump	DP1092
1987 900	
L4 2.0L GAS Naturally Aspirated (VIN D)	
Water Pump	DP1092
L4 2.0L GAS Naturally Aspirated (VIN J)	
Water Pump	DP1092
L4 2.0L GAS Turbocharged (VIN L)	
Water Pump	DP1092
1986 900	
L4 2.0L GAS Naturally Aspirated (VIN D)	
Water Pump	DP1092
L4 2.0L GAS Naturally Aspirated (VIN J)	
Water Pump	DP1092
L4 2.0L GAS Turbocharged (VIN L)	
Water Pump	DP1092

Saab	
1985 900	
L4 2.0L GAS Naturally Aspirated (VIN J)	
Water Pump	DP1092
L4 2.0L GAS Turbocharged (VIN L)	
Water Pump	DP1092
1984 900	
L4 2.0L GAS Naturally Aspirated (VIN J)	
Water Pump	DP1092
L4 2.0L GAS Turbocharged (VIN S)	
Water Pump	DP1092
1983 900	
L4 2.0L GAS Naturally Aspirated (VIN 3)	
Water Pump	DP1092
L4 2.0L GAS Turbocharged (VIN 4)	
Water Pump	DP1092
1982 900	
L4 2.0L GAS Naturally Aspirated (VIN 3)	
Water Pump	DP1092
L4 2.0L GAS Turbocharged (VIN 4)	
Water Pump	DP1092
1981 900	
L4 2.0L GAS Naturally Aspirated (VIN 3)	
Water Pump	DP1092
L4 2.0L GAS Turbocharged (VIN 4)	
Water Pump	DP1092
Saturn	
2010 Outlook	
V6 3.6L GAS Naturally Aspirated (VIN D)	
Water Pump	DP532
2010 Sky	
L4 2.0L GAS Turbocharged (VIN X)	
Water Pump	DP208
L4 2.4L GAS Naturally Aspirated (VIN B)	
Water Pump	DP208
2010 Vue	
L4 2.4L GAS Naturally Aspirated (VIN 1)	
Water Pump	DP208
V6 3.5L GAS Naturally Aspirated (VIN N)	
Water Pump	DP981
V6 3.6L GAS Naturally Aspirated (VIN 7)	
Water Pump	DP532
2009 Astra	
L4 1.8L GAS Naturally Aspirated (VIN 1)	
Water Pump	DP191
2009 Aura	
L4 2.4L ELECTRIC/GAS Naturally Aspirated (VIN 5)	
Water Pump	DP208
L4 2.4L GAS Naturally Aspirated (VIN B)	
Water Pump	DP208
V6 3.6L GAS Naturally Aspirated (VIN 7)	
Water Pump	DP532
2009 Outlook	
V6 3.6L GAS Naturally Aspirated (VIN D)	
Water Pump	DP532
2009 Sky	
L4 2.0L GAS Turbocharged (VIN X)	
Water Pump	DP208
L4 2.4L GAS Naturally Aspirated (VIN B)	
Water Pump	DP208
2009 Vue	
L4 2.4L ELECTRIC/GAS Naturally Aspirated (VIN Z)	
Water Pump	DP208
L4 2.4L GAS Naturally Aspirated (VIN P)	
Water Pump	DP208
V6 3.5L GAS Naturally Aspirated (VIN N)	
Water Pump	DP981

Saturn		Saturn		Saturn	
2009 Vue		2007 Vue		2003 Vue	
V6 3.6L GAS Naturally Aspirated (VIN 7)		V6 3.5L GAS Naturally Aspirated (VIN 4)		L4 2.2L GAS Naturally Aspirated	
Water Pump	DP532	Water Pump	DP904 ^{11,9}	Water Pump	DP208
2008 Astra		2006 Ion		V6 3.0L GAS Naturally Aspirated (VIN B)	
L4 1.8L GAS Naturally Aspirated (VIN 1)		L4 2.0L GAS Supercharged (VIN P)		Water Pump	
Water Pump	DP191	Water Pump	DP208	DP455 ⁹	
2008 Aura		L4 2.2L GAS Naturally Aspirated (VIN F)		2002 L100	
L4 2.4L ELECTRIC/GAS Naturally Aspirated (VIN 5)		Water Pump		L4 2.2L GAS Naturally Aspirated (VIN F)	
Water Pump	DP208	DP208		Water Pump	
L4 2.4L GAS Naturally Aspirated (VIN B)		L4 2.4L GAS Naturally Aspirated (VIN B)		DP208	
Water Pump	DP208	Water Pump		2002 L200	
V6 3.5L GAS Naturally Aspirated (VIN N)		DP208		L4 2.2L GAS Naturally Aspirated (VIN F)	
Water Pump	DP981	2006 Relay		Water Pump	
V6 3.6L GAS Naturally Aspirated (VIN 7)		V6 3.5L GAS Naturally Aspirated (VIN L)		DP208	
Water Pump	DP532	Water Pump		2002 L300	
2008 Outlook		DP960		V6 3.0L GAS Naturally Aspirated (VIN R)	
V6 3.6L GAS Naturally Aspirated (VIN 7)		V6 3.9L GAS Naturally Aspirated (VIN 1)		Water Pump	
Water Pump	DP532	Water Pump		DP455 ⁹	
2008 Sky		2006 Vue		2002 LW200	
L4 2.0L GAS Turbocharged (VIN X)		L4 2.2L GAS Naturally Aspirated (VIN D)		L4 2.2L GAS Naturally Aspirated (VIN F)	
Water Pump	DP208	Water Pump		DP208	
L4 2.4L GAS Naturally Aspirated (VIN B)		V6 3.5L GAS Naturally Aspirated (VIN 4)		2002 LW300	
Water Pump	DP208	Water Pump		V6 3.0L GAS Naturally Aspirated (VIN R)	
2008 Vue		DP904 ^{11,9}		Water Pump	
L4 2.4L ELECTRIC/GAS Naturally Aspirated (VIN Z)		2005 Ion		DP455 ⁹	
Water Pump	DP208	L4 2.0L GAS Supercharged (VIN P)		2002 SC1	
L4 2.4L GAS Naturally Aspirated (VIN P)		Water Pump		L4 1.9L GAS Naturally Aspirated (VIN 8)	
Water Pump	DP208	DP208		Water Pump	
V6 3.5L GAS Naturally Aspirated (VIN N)		L4 2.2L GAS Naturally Aspirated (VIN F)		DP975	
Water Pump	DP981	Water Pump		2002 SC2	
V6 3.6L GAS Naturally Aspirated (VIN 7)		DP208		L4 1.9L GAS Naturally Aspirated (VIN 7)	
Water Pump	DP532	2005 L300		Water Pump	
2007 Aura		V6 3.0L GAS Naturally Aspirated (VIN R)		DP975	
L4 2.4L ELECTRIC/GAS Naturally Aspirated (VIN 5)		Water Pump		2002 SL	
Water Pump	DP208	DP455 ⁹		L4 1.9L GAS Naturally Aspirated (VIN 8)	
V6 3.5L GAS Naturally Aspirated (VIN N)		2005 Relay		Water Pump	
Water Pump	DP208	V6 3.5L GAS Naturally Aspirated (VIN L)		DP975	
V6 3.6L GAS Naturally Aspirated (VIN 7)		Water Pump		2002 SL1	
Water Pump	DP532	DP960		L4 1.9L GAS Naturally Aspirated (VIN 8)	
2007 Ion		2005 Vue		Water Pump	
L4 2.0L GAS Supercharged (VIN P)		L4 2.2L GAS Naturally Aspirated		DP975	
Water Pump	DP208	Water Pump		2002 SL2	
L4 2.2L GAS Naturally Aspirated (VIN F)		DP208		L4 1.9L GAS Naturally Aspirated (VIN 7)	
Water Pump	DP208	V6 3.5L GAS Naturally Aspirated		Water Pump	
L4 2.4L GAS Naturally Aspirated (VIN B)		Water Pump		DP975	
Water Pump	DP208	DP904 ^{11,9}		2002 Vue	
2007 Outlook		2004 Ion		L4 2.2L GAS Naturally Aspirated	
V6 3.6L GAS Naturally Aspirated (VIN 7)		L4 2.0L GAS Supercharged (VIN P)		Water Pump	
Water Pump	DP532	Water Pump		DP208	
2007 Relay		L4 2.2L GAS Naturally Aspirated (VIN F)		V6 3.0L GAS Naturally Aspirated (VIN B)	
V6 3.9L FLEX Naturally Aspirated (VIN W)		Water Pump		Water Pump	
Water Pump	DP981	DP455 ⁹		DP455 ⁹	
V6 3.9L GAS Naturally Aspirated (VIN 1)		2004 L300		2001 L100	
Water Pump	DP981	L4 2.2L GAS Naturally Aspirated (VIN F)		L4 2.2L GAS Naturally Aspirated (VIN F)	
2007 Sky		Water Pump		DP208	
L4 2.0L GAS Turbocharged (VIN X)		DP208		2001 L200	
Water Pump	DP208	L4 2.2L GAS Naturally Aspirated		L4 2.2L GAS Naturally Aspirated (VIN F)	
L4 2.4L GAS Naturally Aspirated (VIN B)		Water Pump		DP208	
Water Pump	DP208	DP208		2001 L300	
2007 Outlook		2004 Vue		V6 3.0L GAS Naturally Aspirated (VIN R)	
V6 3.6L GAS Naturally Aspirated (VIN 7)		L4 2.2L GAS Naturally Aspirated		Water Pump	
Water Pump	DP532	Water Pump		DP455 ⁹	
2007 Relay		V6 3.5L GAS Naturally Aspirated		2001 LW200	
V6 3.9L FLEX Naturally Aspirated (VIN W)		Water Pump		L4 2.2L GAS Naturally Aspirated (VIN F)	
Water Pump	DP981	DP904 ^{11,9}		Water Pump	
V6 3.9L GAS Naturally Aspirated (VIN 1)		V6 3.5L GAS Naturally Aspirated (VIN 4)		DP208	
Water Pump	DP981	Water Pump		2001 LW300	
2007 Sky		DP904 ^{11,9}		V6 3.0L GAS Naturally Aspirated (VIN R)	
L4 2.0L GAS Turbocharged (VIN X)		2003 Ion		Water Pump	
Water Pump	DP208	L4 2.2L GAS Naturally Aspirated (VIN F)		DP455 ⁹	
L4 2.4L GAS Naturally Aspirated (VIN B)		Water Pump		2001 SC1	
Water Pump	DP208	DP208		L4 1.9L GAS Naturally Aspirated (VIN 8)	
2007 Vue		2003 L200		Water Pump	
L4 2.2L GAS Naturally Aspirated (VIN D)		L4 2.2L GAS Naturally Aspirated (VIN F)		DP975	
Water Pump	DP208	Water Pump		2001 SC2	
L4 2.4L ELECTRIC/GAS Naturally Aspirated (VIN Z)		DP208		L4 1.9L GAS Naturally Aspirated (VIN 7)	
Water Pump	DP208	V6 3.0L GAS Naturally Aspirated (VIN R)		Water Pump	
2007 Vue		DP455 ⁹		DP975	
L4 2.2L GAS Naturally Aspirated (VIN D)		2003 LW200		2001 SL	
Water Pump	DP208	L4 2.2L GAS Naturally Aspirated (VIN F)		L4 1.9L GAS Naturally Aspirated (VIN 8)	
L4 2.4L ELECTRIC/GAS Naturally Aspirated (VIN Z)		Water Pump		DP975	
Water Pump	DP208	V6 3.0L GAS Naturally Aspirated (VIN R)		2001 SL1	
2007 Vue		DP455 ⁹		L4 1.9L GAS Naturally Aspirated (VIN 8)	
L4 2.2L GAS Naturally Aspirated (VIN D)		2003 LW300		Water Pump	
Water Pump	DP208	V6 3.0L GAS Naturally Aspirated (VIN R)		DP975	
L4 2.4L ELECTRIC/GAS Naturally Aspirated (VIN Z)		Water Pump		DP455 ⁹	
Water Pump	DP208	DP455 ⁹		2001 SC1	

Saturn	Saturn	Saturn
2001 SL2	1998 SL1	1995 SW1
L4 1.9L GAS Naturally Aspirated (VIN 7)	L4 1.9L GAS Naturally Aspirated (VIN 8)	L4 1.9L GAS Naturally Aspirated (VIN 8)
Water Pump DP975	Water Pump DP975	Water Pump DP975
2001 SW2	1998 SL2	1995 SW2
L4 1.9L GAS Naturally Aspirated (VIN 7)	L4 1.9L GAS Naturally Aspirated (VIN 7)	L4 1.9L GAS Naturally Aspirated (VIN 7)
Water Pump DP975	Water Pump DP975	Water Pump DP975
2000 LS	1998 SW1	1994 SC1
L4 2.2L GAS Naturally Aspirated (VIN F)	L4 1.9L GAS Naturally Aspirated (VIN 8)	L4 1.9L GAS Naturally Aspirated (VIN 9)
Water Pump DP208	Water Pump DP975	Water Pump DP975
2000 LS1	1998 SW2	1994 SC2
L4 2.2L GAS Naturally Aspirated (VIN F)	L4 1.9L GAS Naturally Aspirated (VIN 7)	L4 1.9L GAS Naturally Aspirated (VIN 7)
Water Pump DP208	Water Pump DP975	Water Pump DP975
2000 LS2	1997 SC1	1994 SL
V6 3.0L GAS Naturally Aspirated (VIN R)	L4 1.9L GAS Naturally Aspirated (VIN 8)	L4 1.9L GAS Naturally Aspirated (VIN 9)
Water Pump DP455 ⁹	Water Pump DP975	Water Pump DP975
2000 LW1	1997 SC2	1994 SL1
L4 2.2L GAS Naturally Aspirated (VIN F)	L4 1.9L GAS Naturally Aspirated (VIN 7)	L4 1.9L GAS Naturally Aspirated (VIN 9)
Water Pump DP208	Water Pump DP975	Water Pump DP975
2000 LW2	1997 SL	1994 SL2
V6 3.0L GAS Naturally Aspirated (VIN R)	L4 1.9L GAS Naturally Aspirated (VIN 8)	L4 1.9L GAS Naturally Aspirated (VIN 7)
Water Pump DP455 ⁹	Water Pump DP975	Water Pump DP975
2000 SC1	1997 SL1	1994 SW1
L4 1.9L GAS Naturally Aspirated (VIN 8)	L4 1.9L GAS Naturally Aspirated (VIN 8)	L4 1.9L GAS Naturally Aspirated (VIN 9)
Water Pump DP975	Water Pump DP975	Water Pump DP975
2000 SC2	1997 SL2	1994 SW2
L4 1.9L GAS Naturally Aspirated (VIN 7)	L4 1.9L GAS Naturally Aspirated (VIN 7)	L4 1.9L GAS Naturally Aspirated (VIN 7)
Water Pump DP975	Water Pump DP975	Water Pump DP975
2000 SL	1997 SW1	1993 SC1
L4 1.9L GAS Naturally Aspirated (VIN 8)	L4 1.9L GAS Naturally Aspirated (VIN 8)	L4 1.9L GAS Naturally Aspirated (VIN 9)
Water Pump DP975	Water Pump DP975	Water Pump DP975
2000 SL1	1997 SW2	1993 SC2
L4 1.9L GAS Naturally Aspirated (VIN 8)	L4 1.9L GAS Naturally Aspirated (VIN 7)	L4 1.9L GAS Naturally Aspirated (VIN 7)
Water Pump DP975	Water Pump DP975	Water Pump DP975
2000 SL2	1996 SC1	1993 SL
L4 1.9L GAS Naturally Aspirated (VIN 7)	L4 1.9L GAS Naturally Aspirated (VIN 8)	L4 1.9L GAS Naturally Aspirated (VIN 9)
Water Pump DP975	Water Pump DP975	Water Pump DP975
2000 SW2	1996 SC2	1993 SL1
L4 1.9L GAS Naturally Aspirated (VIN 7)	L4 1.9L GAS Naturally Aspirated (VIN 7)	L4 1.9L GAS Naturally Aspirated (VIN 9)
Water Pump DP975	Water Pump DP975	Water Pump DP975
1999 SC1	1996 SL	1993 SL2
L4 1.9L GAS Naturally Aspirated (VIN 8)	L4 1.9L GAS Naturally Aspirated (VIN 8)	L4 1.9L GAS Naturally Aspirated (VIN 7)
Water Pump DP975	Water Pump DP975	Water Pump DP975
1999 SC2	1996 SL1	1993 SW1
L4 1.9L GAS Naturally Aspirated (VIN 7)	L4 1.9L GAS Naturally Aspirated (VIN 8)	L4 1.9L GAS Naturally Aspirated (VIN 9)
Water Pump DP975	Water Pump DP975	Water Pump DP975
1999 SL	1996 SL2	1993 SW2
L4 1.9L GAS Naturally Aspirated (VIN 8)	L4 1.9L GAS Naturally Aspirated (VIN 7)	L4 1.9L GAS Naturally Aspirated (VIN 7)
Water Pump DP975	Water Pump DP975	Water Pump DP975
1999 SL1	1996 SW1	1992 SC
L4 1.9L GAS Naturally Aspirated (VIN 8)	L4 1.9L GAS Naturally Aspirated (VIN 8)	L4 1.9L GAS Naturally Aspirated (VIN 7)
Water Pump DP975	Water Pump DP975	Water Pump DP975
1999 SL2	1996 SW2	1992 SL
L4 1.9L GAS Naturally Aspirated (VIN 7)	L4 1.9L GAS Naturally Aspirated (VIN 7)	L4 1.9L GAS Naturally Aspirated (VIN 9)
Water Pump DP975	Water Pump DP975	Water Pump DP975
1999 SW1	1995 SC1	1992 SL1
L4 1.9L GAS Naturally Aspirated (VIN 8)	L4 1.9L GAS Naturally Aspirated (VIN 8)	L4 1.9L GAS Naturally Aspirated (VIN 9)
Water Pump DP975	Water Pump DP975	Water Pump DP975
1999 SW2	1995 SC2	1992 SL2
L4 1.9L GAS Naturally Aspirated (VIN 7)	L4 1.9L GAS Naturally Aspirated (VIN 7)	L4 1.9L GAS Naturally Aspirated (VIN 7)
Water Pump DP975	Water Pump DP975	Water Pump DP975
1998 SC1	1995 SL	1991 SC
L4 1.9L GAS Naturally Aspirated (VIN 8)	L4 1.9L GAS Naturally Aspirated (VIN 8)	L4 1.9L GAS Naturally Aspirated (VIN 7)
Water Pump DP975	Water Pump DP975	Water Pump DP975
1998 SC2	1995 SL1	1991 SL
L4 1.9L GAS Naturally Aspirated (VIN 7)	L4 1.9L GAS Naturally Aspirated (VIN 8)	L4 1.9L GAS Naturally Aspirated (VIN 9)
Water Pump DP975	Water Pump DP975	Water Pump DP975
1998 SL	1995 SL2	1991 SL1
L4 1.9L GAS Naturally Aspirated (VIN 8)	L4 1.9L GAS Naturally Aspirated (VIN 7)	L4 1.9L GAS Naturally Aspirated (VIN 9)
Water Pump DP975	Water Pump DP975	Water Pump DP975

Saturn		Scion		Shelby	
1991 SL2		2009 tC		1964 Cobra	
L4 1.9L GAS Naturally Aspirated (VIN 7)		L4 2.4L GAS Naturally Aspirated		V8 4.3L GAS Naturally Aspirated (VIN F)	
Water Pump	DP975	Water Pump	DP3001	Water Pump	DP1026
Scion		2009 xB		V8 4.7L GAS Naturally Aspirated	
2016 FR-S		L4 2.4L GAS Naturally Aspirated		V8 4.7L GAS Naturally Aspirated (VIN K)	
H4 2.0L GAS Naturally Aspirated		Water Pump	DP1453	Water Pump	DP1026
Water Pump	DP440	2009 xD		1963 Cobra	
2016 tC		L4 1.8L GAS Naturally Aspirated (VIN U)		V8 4.3L GAS Naturally Aspirated (VIN F)	
L4 2.5L GAS Naturally Aspirated		Water Pump	DP1442	Water Pump	DP1026
Water Pump	DP1378	2008 tC		V8 4.7L GAS Naturally Aspirated	
2015 FR-S		L4 2.4L GAS Naturally Aspirated		V8 4.7L GAS Naturally Aspirated (VIN K)	
H4 2.0L GAS Naturally Aspirated		Water Pump	DP3001	Water Pump	DP1026
Water Pump	DP440	2008 xB		1962 Cobra	
2015 tC		L4 2.4L GAS Naturally Aspirated		V8 4.3L GAS Naturally Aspirated	
L4 2.5L GAS Naturally Aspirated		Water Pump	DP1453	Water Pump	DP1026
Water Pump	DP1378	2008 xD		V8 4.3L GAS Naturally Aspirated (VIN F)	
2014 FR-S		L4 1.8L GAS Naturally Aspirated (VIN U)		Water Pump	
H4 2.0L GAS Naturally Aspirated		Water Pump	DP1442	2007 tC	
Water Pump	DP440	L4 2.4L GAS Naturally Aspirated		Water Pump	
2014 tC		Water Pump	DP3001	2006 tC	
L4 2.5L GAS Naturally Aspirated		2006 tC		L4 2.4L GAS Naturally Aspirated	
Water Pump	DP1378	Water Pump	DP3001	2006 xA	
2014 xB		L4 2.4L GAS Naturally Aspirated		L4 1.5L GAS Naturally Aspirated	
L4 2.4L GAS Naturally Aspirated		Water Pump	DP3001	2006 xB	
Water Pump	DP1453	L4 1.5L GAS Naturally Aspirated		2006 xB	
2014 xD		Water Pump	DP347	L4 1.5L GAS Naturally Aspirated	
L4 1.8L GAS Naturally Aspirated (VIN U)		2005 tC		2005 tC	
Water Pump	DP1442	L4 2.4L GAS Naturally Aspirated		Water Pump	
2013 FR-S		Water Pump	DP3001	2005 xA	
H4 2.0L GAS Naturally Aspirated		L4 1.5L GAS Naturally Aspirated		2005 xB	
Water Pump	DP440	2005 xB		L4 1.5L GAS Naturally Aspirated	
2013 tC		L4 1.5L GAS Naturally Aspirated		2004 xA	
L4 2.5L GAS Naturally Aspirated		Water Pump	DP347	2004 xB	
Water Pump	DP1378	L4 1.5L GAS Naturally Aspirated		Water Pump	
2013 xB		Water Pump	DP347	2004 xB	
L4 2.4L GAS Naturally Aspirated		2005 xA		2004 xB	
Water Pump	DP1453	2005 xB		L4 1.5L GAS Naturally Aspirated	
2013 xD		L4 1.5L GAS Naturally Aspirated		Water Pump	
L4 1.8L GAS Naturally Aspirated (VIN U)		Water Pump	DP347	2004 xB	
Water Pump	DP1442	2004 xA		2004 xB	
2012 tC		L4 1.5L GAS Naturally Aspirated		Water Pump	
L4 2.5L GAS Naturally Aspirated		Water Pump	DP347	2004 xB	
Water Pump	DP1378	L4 1.5L GAS Naturally Aspirated		Water Pump	
2012 xB		Water Pump	DP347	2004 xB	
L4 2.4L GAS Naturally Aspirated		2005 xA		2004 xB	
Water Pump	DP1453	2005 xB		L4 1.5L GAS Naturally Aspirated	
2012 xD		L4 1.5L GAS Naturally Aspirated		Water Pump	
L4 1.8L GAS Naturally Aspirated (VIN U)		Water Pump	DP347	2004 xB	
Water Pump	DP1442	2004 xA		2004 xB	
2011 tC		L4 1.5L GAS Naturally Aspirated		Water Pump	
L4 2.5L GAS Naturally Aspirated		Water Pump	DP347	2004 xB	
Water Pump	DP1378	L4 1.5L GAS Naturally Aspirated		Water Pump	
2011 xB		Water Pump	DP347	2004 xB	
L4 2.4L GAS Naturally Aspirated		2005 xA		2004 xB	
Water Pump	DP1453	2005 xB		L4 1.5L GAS Naturally Aspirated	
2011 xD		L4 1.5L GAS Naturally Aspirated		Water Pump	
L4 1.8L GAS Naturally Aspirated (VIN U)		Water Pump	DP347	2004 xB	
Water Pump	DP1442	2005 xA		2004 xB	
2010 tC		L4 1.5L GAS Naturally Aspirated		Water Pump	
L4 2.4L GAS Naturally Aspirated		Water Pump	DP3001	2004 xB	
Water Pump	DP3001	2005 xA		2004 xB	
2010 xB		L4 1.5L GAS Naturally Aspirated		Water Pump	
L4 2.4L GAS Naturally Aspirated		Water Pump	DP1453	2004 xB	
Water Pump	DP1453	2005 xA		2004 xB	
2010 xD		L4 1.5L GAS Naturally Aspirated		Water Pump	
L4 1.8L GAS Naturally Aspirated (VIN U)		Water Pump	DP1442	2004 xB	
Water Pump	DP1442	2005 xA		2004 xB	
2009 tC		2005 xB		L4 1.5L GAS Naturally Aspirated	
2009 xB		L4 1.5L GAS Naturally Aspirated		Water Pump	
2009 xD		Water Pump	DP347	2004 xB	
2008 tC		L4 1.5L GAS Naturally Aspirated		Water Pump	
2008 xB		Water Pump	DP347	2004 xB	
2008 xD		2005 xA		2004 xB	
2007 tC		L4 1.5L GAS Naturally Aspirated		Water Pump	
2006 tC		Water Pump	DP347	2004 xB	
2006 xA		L4 1.5L GAS Naturally Aspirated		Water Pump	
2006 xB		Water Pump	DP347	2004 xB	
2005 tC		L4 1.5L GAS Naturally Aspirated		Water Pump	
2005 xA		Water Pump	DP347	2004 xB	
2005 xB		L4 1.5L GAS Naturally Aspirated		Water Pump	
2004 xA		Water Pump	DP347	2004 xB	
2004 xB		L4 1.5L GAS Naturally Aspirated		Water Pump	
2003 tC		L4 1.5L GAS Naturally Aspirated		Water Pump	
2003 xB		Water Pump	DP347	2004 xB	
2003 xD		L4 1.5L GAS Naturally Aspirated		Water Pump	
2002 tC		Water Pump	DP347	2004 xB	
2002 xB		L4 1.5L GAS Naturally Aspirated		Water Pump	
2002 xD		Water Pump	DP347	2004 xB	
2001 tC		L4 1.5L GAS Naturally Aspirated		Water Pump	
2001 xB		Water Pump	DP347	2004 xB	
2001 xD		L4 1.5L GAS Naturally Aspirated		Water Pump	
2000 tC		Water Pump	DP347	2004 xB	
2000 xB		L4 1.5L GAS Naturally Aspirated		Water Pump	
2000 xD		Water Pump	DP347	2004 xB	
1999 tC		L4 1.5L GAS Naturally Aspirated		Water Pump	
1999 xB		Water Pump	DP347	2004 xB	
1999 xD		L4 1.5L GAS Naturally Aspirated		Water Pump	
1998 tC		Water Pump	DP347	2004 xB	
1998 xB		L4 1.5L GAS Naturally Aspirated		Water Pump	
1998 xD		Water Pump	DP347	2004 xB	
1997 tC		L4 1.5L GAS Naturally Aspirated		Water Pump	
1997 xB		Water Pump	DP347	2004 xB	
1997 xD		L4 1.5L GAS Naturally Aspirated		Water Pump	
1996 tC		Water Pump	DP347	2004 xB	
1996 xB		L4 1.5L GAS Naturally Aspirated		Water Pump	
1996 xD		Water Pump	DP347	2004 xB	
1995 tC		L4 1.5L GAS Naturally Aspirated		Water Pump	
1995 xB		Water Pump	DP347	2004 xB	
1995 xD		L4 1.5L GAS Naturally Aspirated		Water Pump	
1994 tC		Water Pump	DP347	2004 xB	
1994 xB		L4 1.5L GAS Naturally Aspirated		Water Pump	
1994 xD		Water Pump	DP347	2004 xB	
1993 tC		L4 1.5L GAS Naturally Aspirated		Water Pump	
1993 xB		Water Pump	DP347	2004 xB	
1993 xD		L4 1.5L GAS Naturally Aspirated		Water Pump	
1992 tC		Water Pump	DP347	2004 xB	
1992 xB		L4 1.5L GAS Naturally Aspirated		Water Pump	
1992 xD		Water Pump	DP347	2004 xB	
1991 tC		L4 1.5L GAS Naturally Aspirated		Water Pump	
1991 xB		Water Pump	DP347	2004 xB	
1991 xD		L4 1.5L GAS Naturally Aspirated		Water Pump	
1990 tC		Water Pump	DP347	2004 xB	
1990 xB		L4 1.5L GAS Naturally Aspirated		Water Pump	
1990 xD		Water Pump	DP347	2004 xB	
1989 tC		L4 1.5L GAS Naturally Aspirated		Water Pump	
1989 xB		Water Pump	DP347	2004 xB	
1989 xD		L4 1.5L GAS Naturally Aspirated		Water Pump	

Studebaker		
1966 Cruiser		
V8 4.6L GAS Naturally Aspirated		
Heavy Duty	DP1331 ²⁹	
Standard Duty	DP1313	
1966 Daytona		
V8 4.6L GAS Naturally Aspirated		
Heavy Duty	DP1331 ²⁹	
Standard Duty	DP1313	
1966 Wagonaire		
V8 4.6L GAS Naturally Aspirated		
Heavy Duty	DP1331 ²⁹	
Standard Duty	DP1313	
1965 Commander		
V8 4.6L GAS Naturally Aspirated		
Heavy Duty	DP1331 ²⁹	
Standard Duty	DP1313	
1965 Cruiser		
V8 4.6L GAS Naturally Aspirated		
Heavy Duty	DP1331 ²⁹	
Standard Duty	DP1313	
1965 Daytona		
V8 4.6L GAS Naturally Aspirated		
Heavy Duty	DP1331 ²⁹	
Standard Duty	DP1313	
Stutz		
1974 Blackhawk		
V8 7.5L GAS Naturally Aspirated		
Water Pump	DP836	
1973 Blackhawk		
V8 7.5L GAS Naturally Aspirated		
Water Pump	DP836	
1972 Blackhawk		
V8 7.5L GAS Naturally Aspirated		
Water Pump	DP836	
1972 Limousine		
V8 7.7L GAS Naturally Aspirated		
Water Pump	DP1042	
1971 Blackhawk		
V8 6.6L GAS Naturally Aspirated		
Water Pump	DP836	
1970 Blackhawk		
V8 6.6L GAS Naturally Aspirated		
Water Pump	DP836	
Subaru		
2017 Forester		
H4 2.5L GAS Naturally Aspirated		
Water Pump	DP440	
2016 BRZ		
H4 2.0L GAS Naturally Aspirated (VIN A)		
Water Pump	DP440	
2016 Crosstrek		
H4 2.0L GAS Naturally Aspirated		
Water Pump	DP440	
2016 Forester		
H4 2.5L GAS Naturally Aspirated		
Water Pump	DP440	
2016 Impreza		
H4 2.0L GAS Naturally Aspirated		
Water Pump	DP440	
2016 Legacy		
H4 2.5L GAS Naturally Aspirated		
Water Pump	DP440	
2016 Outback		
H4 2.5L GAS Naturally Aspirated		
Water Pump	DP440	
2015 BRZ		
H4 2.0L GAS Naturally Aspirated (VIN A)		
Water Pump	DP440	

Subaru		
2015 Forester		
H4 2.5L GAS Naturally Aspirated		
Water Pump	DP440	
2015 Impreza		
H4 2.0L GAS Naturally Aspirated		
Water Pump	DP440	
2015 Legacy		
H4 2.5L GAS Naturally Aspirated		
Water Pump	DP440	
2015 Outback		
H4 2.5L GAS Naturally Aspirated		
Water Pump	DP440	
2015 XV Crosstrek		
H4 2.0L ELECTRIC/GAS Naturally Aspirated		
Water Pump	DP440	
H4 2.0L GAS Naturally Aspirated		
Water Pump	DP440	
2014 BRZ		
H4 2.0L GAS Naturally Aspirated (VIN A)		
Water Pump	DP440	
2014 Forester		
H4 2.5L GAS Naturally Aspirated		
Water Pump	DP440	
2014 Impreza		
H4 2.0L GAS Naturally Aspirated		
Water Pump	DP440	
2014 Legacy		
H4 2.5L GAS Naturally Aspirated		
Water Pump	DP440	
2014 Outback		
H4 2.5L GAS Naturally Aspirated		
Water Pump	DP440	
2014 WRX		
H4 2.5L GAS Turbocharged		
Water Pump	DP237 ^{11,9}	
2014 XV Crosstrek		
H4 2.0L ELECTRIC/GAS Naturally Aspirated		
Water Pump	DP440	
H4 2.0L GAS Naturally Aspirated		
Water Pump	DP440	
2013 BRZ		
H4 2.0L GAS Naturally Aspirated (VIN A)		
Water Pump	DP440	
2013 Forester		
H4 2.5L GAS Naturally Aspirated		
Water Pump	DP440	
2013 Impreza		
H4 2.0L GAS Naturally Aspirated		
Water Pump	DP440	
2013 Legacy		
H4 2.5L GAS Naturally Aspirated		
Water Pump	DP440	
2013 Outback		
H4 2.5L GAS Naturally Aspirated		
Water Pump	DP440	
2013 WRX		
H4 2.5L GAS Turbocharged		
Water Pump	DP237 ^{11,9}	
2013 XV Crosstrek		
H4 2.0L GAS Naturally Aspirated		
Water Pump	DP440	
2012 Forester		
H4 2.5L GAS Naturally Aspirated		
Water Pump	DP440	
2012 Impreza		
H4 2.0L GAS Naturally Aspirated		
Water Pump	DP440	

Subaru		
2011 Forester		
H4 2.5L GAS Naturally Aspirated		
Water Pump	DP440 ¹¹	
2009 Legacy		
H6 3.0L GAS Naturally Aspirated		
Water Pump	DP1089	
2009 Outback		
H6 3.0L GAS Naturally Aspirated		
Water Pump	DP1089	
2008 Legacy		
H6 3.0L GAS Naturally Aspirated		
Water Pump	DP1089	
2008 Outback		
H6 3.0L GAS Naturally Aspirated		
Water Pump	DP1089	
2007 B9 Tribeca		
H6 3.0L GAS Naturally Aspirated		
Water Pump	DP1089	
2007 Outback		
H6 3.0L GAS Naturally Aspirated		
Water Pump	DP1089	
2006 B9 Tribeca		
H6 3.0L GAS Naturally Aspirated		
Water Pump	DP1089	
2006 Outback		
H6 3.0L GAS Naturally Aspirated		
Water Pump	DP1089	
2005 Impreza		
H4 2.0L GAS Turbocharged		
Water Pump	DP418 ^{11,9}	
2005 Outback		
H6 3.0L GAS Naturally Aspirated		
Water Pump	DP1089	
2004 Impreza		
H4 2.0L GAS Turbocharged		
Water Pump	DP418 ^{11,9}	
2004 Legacy		
H4 2.5L GAS Naturally Aspirated		
Water Pump	DP246 ^{11,9}	
2004 Outback		
H4 2.5L GAS Naturally Aspirated		
Water Pump	DP246 ^{11,9}	
H6 3.0L GAS Naturally Aspirated		
Water Pump	DP1089	
2003 Baja		
H4 2.5L GAS Naturally Aspirated		
Water Pump	DP246 ¹¹	
2003 Impreza		
H4 2.0L GAS Turbocharged		
Water Pump	DP418 ^{11,9}	
H4 2.5L GAS Naturally Aspirated		
Water Pump	DP246 ¹¹	
2003 Legacy		
H4 2.5L GAS Naturally Aspirated		
Water Pump	DP246 ¹¹	
2003 Outback		
H4 2.5L GAS Naturally Aspirated		
Water Pump	DP246 ¹¹	
H6 3.0L GAS Naturally Aspirated		
Water Pump	DP1089	
2002 Impreza		
H4 2.0L GAS Turbocharged		
Water Pump	DP418 ^{11,9}	
H4 2.5L GAS Naturally Aspirated		
Water Pump	DP246 ¹¹	
2002 Legacy		
H4 2.5L GAS Naturally Aspirated		
Water Pump	DP246 ¹¹	

Subaru		Subaru		Subaru	
2002 Outback		1997 Impreza		1989 GL	
H4 2.5L GAS Naturally Aspirated		H4 1.8L GAS Naturally Aspirated (VIN 2)		H4 1.8L GAS Naturally Aspirated (VIN 4)	
Water Pump	DP246 ¹¹	Water Pump	DP246 ¹¹	w/o A.C.	DP1081
H6 3.0L GAS Naturally Aspirated		H4 2.2L GAS Naturally Aspirated (VIN 4)		H4 1.8L GAS Naturally Aspirated (VIN 5)	
Water Pump	DP1089	Water Pump	DP246 ¹¹	w/o A.C.	DP1081
2001 Forester		1996 Impreza		H4 1.8L GAS Turbocharged (VIN 5)	
H4 2.5L GAS Naturally Aspirated (VIN 6)		H4 1.8L GAS Naturally Aspirated (VIN 1)		w/o A.C.	DP1081
Water Pump	DP246 ^{11,9}	Water Pump	DP246 ¹¹	1989 GL-10	
2001 Impreza		H4 1.8L GAS Naturally Aspirated (VIN 2)		H4 1.8L GAS Naturally Aspirated (VIN 4)	
H4 2.2L GAS Naturally Aspirated (VIN 4)		Water Pump	DP246 ¹¹	w/o A.C.	DP1081
Water Pump	DP246 ¹¹	H4 2.2L GAS Naturally Aspirated (VIN 4)		H4 1.8L GAS Turbocharged (VIN 4)	
H4 2.5L GAS Naturally Aspirated		Water Pump	DP246 ¹¹	w/o A.C.	DP1081
Water Pump	DP246 ¹¹	1996 Legacy		H4 1.8L GAS Turbocharged (VIN 5)	
2001 Legacy		H4 2.2L GAS Naturally Aspirated (VIN 3)		w/o A.C.	DP1081
H4 2.5L GAS Naturally Aspirated		Water Pump	DP246 ¹¹	H4 1.8L GAS Turbocharged (VIN 7)	
Water Pump	DP246 ¹¹	H4 2.2L GAS Naturally Aspirated (VIN 4)		w/o A.C.	DP1081
2001 Outback		Water Pump	DP246 ¹¹	1989 RX	
H4 2.5L GAS Naturally Aspirated		H4 2.5L GAS Naturally Aspirated (VIN 6)		H4 1.8L GAS Turbocharged (VIN 5)	
Water Pump	DP246 ¹¹	Water Pump	DP246 ^{11,9}	w/o A.C.	DP1081
H6 3.0L GAS Naturally Aspirated		1995 Impreza		1988 DL	
Water Pump	DP1089	H4 1.8L GAS Naturally Aspirated (VIN 2)		H4 1.8L GAS Naturally Aspirated (VIN 4)	
2000 Forester		Water Pump	DP246 ¹¹	w/o A.C.	DP1081
H4 2.5L GAS Naturally Aspirated (VIN 6)		H4 2.2L GAS Naturally Aspirated (VIN 6)		H4 1.8L GAS Naturally Aspirated (VIN 5)	
Water Pump	DP246 ^{11,9}	Water Pump	DP246 ¹¹	w/o A.C.	DP1081
2000 Impreza		1995 Legacy		1988 GL	
H4 2.2L GAS Naturally Aspirated (VIN 4)		H4 2.2L GAS Naturally Aspirated (VIN 6)		H4 1.8L GAS Naturally Aspirated (VIN 4)	
Water Pump	DP246 ¹¹	Water Pump	DP246 ¹¹	w/o A.C.	DP1081
H4 2.5L GAS Naturally Aspirated (VIN 6)		1994 Impreza		H4 1.8L GAS Naturally Aspirated (VIN 5)	
Water Pump	DP246 ¹¹	H4 1.8L GAS Naturally Aspirated (VIN 2)		w/o A.C.	DP1081
2000 Legacy		Water Pump	DP246 ¹¹	H4 1.8L GAS Turbocharged (VIN 5)	
H4 2.5L GAS Naturally Aspirated		1994 Loyale		w/o A.C.	DP1081
Water Pump	DP246 ¹¹	H4 1.8L GAS Naturally Aspirated (VIN 5)		1988 GL-10	
H4 2.5L GAS Naturally Aspirated (VIN 6)		Water Pump	DP1081	H4 1.8L GAS Naturally Aspirated (VIN 4)	
Water Pump	DP246 ¹¹	1993 Impreza		w/o A.C.	DP1081
2000 Outback		H4 1.8L GAS Naturally Aspirated (VIN 2)		H4 1.8L GAS Turbocharged (VIN 4)	
H4 2.5L GAS Naturally Aspirated		Water Pump	DP246 ¹¹	w/o A.C.	DP1081
Water Pump	DP246 ¹¹	1993 Loyale		H4 1.8L GAS Turbocharged (VIN 5)	
H4 2.5L GAS Naturally Aspirated (VIN 6)		H4 1.8L GAS Naturally Aspirated (VIN 4)		w/o A.C.	DP1081
Water Pump	DP246 ¹¹	Water Pump	DP1081	H4 1.8L GAS Turbocharged (VIN 7)	
1999 Forester		H4 1.8L GAS Naturally Aspirated (VIN 5)		w/o A.C.	DP1081
H4 2.5L GAS Naturally Aspirated		Water Pump	DP1081	1988 RX	
Water Pump	DP246 ¹¹	1992 Loyale		H4 1.8L GAS Turbocharged (VIN 5)	
1999 Impreza		H4 1.8L GAS Naturally Aspirated (VIN 4)		w/o A.C.	DP1081
H4 2.2L GAS Naturally Aspirated		Water Pump	DP1081	1987 DL	
Water Pump	DP246 ¹¹	H4 1.8L GAS Naturally Aspirated (VIN 5)		H4 1.8L GAS Naturally Aspirated (VIN 4)	
H4 2.2L GAS Naturally Aspirated (VIN 4)		Water Pump	DP1081	w/o A.C.	DP1081
Water Pump	DP246 ¹¹	1991 Loyale		H4 1.8L GAS Naturally Aspirated (VIN 5)	
H4 2.5L GAS Naturally Aspirated		H4 1.8L GAS Naturally Aspirated (VIN 4)		w/o A.C.	DP1081
Water Pump	DP246 ^{11,9}	Water Pump	DP1081	1987 GL	
1999 Legacy		H4 1.8L GAS Naturally Aspirated (VIN 5)		H4 1.8L GAS Naturally Aspirated (VIN 4)	
H4 2.2L GAS Naturally Aspirated (VIN 4)		Water Pump	DP1081	w/o A.C.	DP1081
Water Pump	DP246 ¹¹	1990 Legacy		H4 1.8L GAS Naturally Aspirated (VIN 5)	
H4 2.5L GAS Naturally Aspirated		H4 2.2L GAS Naturally Aspirated (VIN 6)		w/o A.C.	DP1081
Water Pump	DP246 ^{11,9}	Water Pump	DP246 ¹¹	H4 1.8L GAS Turbocharged (VIN 5)	
1998 Forester		1990 Loyale		Water Pump	
H4 2.5L GAS Naturally Aspirated (VIN 6)		H4 1.8L GAS Naturally Aspirated (VIN 4)		DP1081	
Water Pump	DP246 ^{11,9}	Water Pump	DP1081	1987 GL-10	
1998 Impreza		H4 1.8L GAS Naturally Aspirated (VIN 5)		H4 1.8L GAS Naturally Aspirated (VIN 4)	
H4 2.2L GAS Naturally Aspirated (VIN 4)		Water Pump	DP1081	w/o A.C.	DP1081
Water Pump	DP246 ¹¹	H4 1.8L GAS Turbocharged (VIN 4)		H4 1.8L GAS Turbocharged (VIN 4)	
H4 2.5L GAS Naturally Aspirated (VIN 6)		Water Pump	DP1081	w/o A.C.	DP1081
Water Pump	DP246 ^{11,9}	H4 1.8L GAS Turbocharged (VIN 5)		H4 1.8L GAS Turbocharged (VIN 5)	
1998 Legacy		Water Pump	DP1081	w/o A.C.	DP1081
H4 2.2L GAS Naturally Aspirated (VIN 4)		1989 DL		H4 1.8L GAS Turbocharged (VIN 7)	
Water Pump	DP246 ¹¹	H4 1.8L GAS Naturally Aspirated (VIN 4)		w/o A.C.	DP1081
H4 2.5L GAS Naturally Aspirated (VIN 6)		w/o A.C.	DP1081	1987 RX	
Water Pump	DP246 ^{11,9}	H4 1.8L GAS Naturally Aspirated (VIN 5)		H4 1.8L GAS Turbocharged (VIN 5)	
		w/o A.C.	DP1081	w/o A.C.	DP1081

Subaru	
1987 Standard	
H4 1.8L GAS Naturally Aspirated (VIN 5)	
Water Pump	DP1081
1986 DL	
H4 1.8L GAS Naturally Aspirated (VIN 4)	
w/o A.C.	DP1081
H4 1.8L GAS Naturally Aspirated (VIN 5)	
w/o A.C.	DP1081
1986 GL	
H4 1.8L GAS Naturally Aspirated (VIN 4)	
w/o A.C.	DP1081
H4 1.8L GAS Naturally Aspirated (VIN 5)	
w/o A.C.	DP1081
H4 1.8L GAS Turbocharged (VIN 5)	
w/o A.C.	DP1081
1986 GL-10	
H4 1.8L GAS Naturally Aspirated (VIN 4)	
w/o A.C.	DP1081
H4 1.8L GAS Turbocharged (VIN 4)	
w/o A.C.	DP1081
H4 1.8L GAS Turbocharged (VIN 5)	
w/o A.C.	DP1081
H4 1.8L GAS Turbocharged (VIN 7)	
w/o A.C.	DP1081
1986 RX	
H4 1.8L GAS Turbocharged (VIN 5)	
w/o A.C.	DP1081
1985 DL	
H4 1.8L GAS Naturally Aspirated (VIN 4)	
w/o A.C.	DP1081
H4 1.8L GAS Naturally Aspirated (VIN 5)	
w/o A.C.	DP1081
1985 GL	
H4 1.8L GAS Naturally Aspirated (VIN 4)	
w/o A.C.	DP1081
H4 1.8L GAS Naturally Aspirated (VIN 5)	
w/o A.C.	DP1081
H4 1.8L GAS Turbocharged (VIN 5)	
w/o A.C.	DP1081
H4 1.8L GAS Turbocharged (VIN 7)	
w/o A.C.	DP1081
1985 GL-10	
H4 1.8L GAS Naturally Aspirated (VIN 4)	
w/o A.C.	DP1081
H4 1.8L GAS Turbocharged (VIN 7)	
Water Pump	DP1081
1985 RX	
H4 1.8L GAS Turbocharged (VIN 5)	
Water Pump	DP1081

Suzuki	
2012 SX4	
L4 2.0L GAS Naturally Aspirated (VIN 5)	
Water Pump	DP464
2011 Equator	
V6 4.0L GAS Naturally Aspirated	
Water Pump	DP1004
2011 SX4	
L4 2.0L GAS Naturally Aspirated (VIN 5)	
Water Pump	DP464
2010 Equator	
V6 4.0L GAS Naturally Aspirated	
Water Pump	DP1004
2010 Grand Vitara	
V6 3.2L GAS Naturally Aspirated (VIN 1)	
Water Pump	DP532
2010 SX4	
L4 2.0L GAS Naturally Aspirated (VIN 5)	
Water Pump	DP464

Suzuki	
2009 Equator	
V6 4.0L GAS Naturally Aspirated	
Water Pump	DP1004
2009 Grand Vitara	
V6 3.2L GAS Naturally Aspirated (VIN 1)	
Water Pump	DP532
2009 SX4	
L4 2.0L GAS Naturally Aspirated	
Water Pump	DP464
2009 XL-7	
V6 3.6L GAS Naturally Aspirated	
Water Pump	DP532
2008 Forenza	
L4 2.0L GAS Naturally Aspirated	
Water Pump	DP1324 ^{11,9}
2008 Grand Vitara	
V6 2.7L GAS Naturally Aspirated	
Water Pump	DP511
2008 Reno	
L4 2.0L GAS Naturally Aspirated (VIN Z)	
Water Pump	DP1324 ^{11,9}
2008 Swift+	
L4 1.6L GAS Naturally Aspirated (VIN 6)	
Water Pump	DP071 ^{11,9}
2008 SX4	
L4 2.0L GAS Naturally Aspirated	
Water Pump	DP464
2008 XL-7	
V6 3.6L GAS Naturally Aspirated	
Water Pump	DP532
2007 Aerio	
L4 2.3L GAS Naturally Aspirated	
Water Pump	DP464
2007 Forenza	
L4 2.0L GAS Naturally Aspirated	
Water Pump	DP1324 ^{11,9}
2007 Grand Vitara	
V6 2.7L GAS Naturally Aspirated	
Water Pump	DP511
2007 Reno	
L4 2.0L GAS Naturally Aspirated	
Water Pump	DP1324 ^{11,9}
2007 Swift+	
L4 1.6L GAS Naturally Aspirated (VIN 6)	
Water Pump	DP071 ^{11,9}
2007 SX4	
L4 2.0L GAS Naturally Aspirated	
Water Pump	DP464
2007 XL-7	
V6 3.6L GAS Naturally Aspirated	
Water Pump	DP532
2006 Aerio	
L4 2.3L GAS Naturally Aspirated	
Water Pump	DP464
2006 Forenza	
L4 2.0L GAS Naturally Aspirated	
Water Pump	DP1324 ^{11,9}
2006 Grand Vitara	
V6 2.7L GAS Naturally Aspirated	
Water Pump	DP511
2006 Reno	
L4 2.0L GAS Naturally Aspirated	
Water Pump	DP1324 ^{11,9}
2006 Swift+	
L4 1.6L GAS Naturally Aspirated (VIN 6)	
Water Pump	DP071 ^{11,9}
2006 Verona	
L6 2.5L GAS Naturally Aspirated	
Water Pump	DP1438

Suzuki	
2006 XL-7	
V6 2.7L GAS Naturally Aspirated	
Water Pump	DP511
2005 Aerio	
L4 2.3L GAS Naturally Aspirated	
Water Pump	DP464
2005 Forenza	
L4 2.0L GAS Naturally Aspirated	
Water Pump	DP1324 ^{11,9}
2005 Grand Vitara	
V6 2.5L GAS Naturally Aspirated	
Water Pump	DP511
2005 Reno	
L4 2.0L GAS Naturally Aspirated	
Water Pump	DP1324 ^{11,9}
2005 Swift+	
L4 1.6L GAS Naturally Aspirated (VIN 6)	
Water Pump	DP071 ^{11,9}
2005 Verona	
L6 2.5L GAS Naturally Aspirated	
Water Pump	DP1438
2005 XL-7	
V6 2.7L GAS Naturally Aspirated	
Water Pump	DP511
2004 Aerio	
L4 2.3L GAS Naturally Aspirated	
Water Pump	DP464
2004 Forenza	
L4 2.0L GAS Naturally Aspirated	
Water Pump	DP1324 ^{11,9}
2004 Grand Vitara	
V6 2.5L GAS Naturally Aspirated	
Water Pump	DP511
2004 Swift+	
L4 1.6L GAS Naturally Aspirated (VIN 6)	
Water Pump	DP071 ^{11,9}
2004 Verona	
L6 2.5L GAS Naturally Aspirated	
Water Pump	DP1438
2004 Vitara	
V6 2.5L GAS Naturally Aspirated	
Water Pump	DP511
2004 XL-7	
V6 2.7L GAS Naturally Aspirated	
Water Pump	DP511
2003 Aerio	
L4 2.0L GAS Naturally Aspirated	
Water Pump	DP464
2003 Grand Vitara	
V6 2.5L GAS Naturally Aspirated	
Water Pump	DP511
2003 Vitara	
L4 2.0L GAS Naturally Aspirated	
Water Pump	DP464
2003 XL-7	
V6 2.7L GAS Naturally Aspirated	
Water Pump	DP511
2002 Aerio	
L4 2.0L GAS Naturally Aspirated	
Water Pump	DP464
2002 Esteem	
L4 1.8L GAS Naturally Aspirated (VIN 4)	
Water Pump	DP464
2002 Grand Vitara	
V6 2.5L GAS Naturally Aspirated	
Water Pump	DP511
2002 Vitara	
L4 2.0L GAS Naturally Aspirated	
Water Pump	DP464

Suzuki		Suzuki		Suzuki	
2002 XL-7		1996 Sidekick		1990 Sidekick	
V6 2.7L GAS Naturally Aspirated		L4 1.6L GAS Naturally Aspirated (VIN 0)		L4 1.6L GAS Naturally Aspirated (VIN 0)	
Water Pump	DP511	Water Pump	DP382 ⁹	Water Pump	DP382 ⁹
2001 Esteem		L4 1.8L GAS Naturally Aspirated (VIN 2)		1990 Swift	
L4 1.8L GAS Naturally Aspirated (VIN 4)		Water Pump	DP464	L4 1.3L GAS Naturally Aspirated (VIN 3)	
Water Pump	DP464	1996 Swift		Water Pump	DP372 ⁹
2001 Grand Vitara		L4 1.3L GAS Naturally Aspirated (VIN 2)		1989 Samurai	
V6 2.5L GAS Naturally Aspirated		Water Pump	DP372 ⁹	L4 1.3L GAS Naturally Aspirated (VIN 5)	
Water Pump	DP511	1996 X-90		Water Pump	DP1027 ⁹
V6 2.7L GAS Naturally Aspirated		L4 1.6L GAS Naturally Aspirated (VIN 1)		1989 Sidekick	
Water Pump	DP511	Water Pump	DP382 ⁹	L4 1.3L GAS Naturally Aspirated (VIN 5)	
2001 Swift		1995 Esteem		Water Pump	DP1027 ⁹
L4 1.3L GAS Naturally Aspirated (VIN 2)		L4 1.6L GAS Naturally Aspirated (VIN 3)		L4 1.6L GAS Naturally Aspirated (VIN 0)	
Water Pump	DP372 ⁹	Water Pump	DP382 ⁹	Water Pump	DP382 ⁹
2001 Vitara		1995 Samurai		1989 Swift	
L4 2.0L GAS Naturally Aspirated		L4 1.3L GAS Naturally Aspirated (VIN 3)		L4 1.3L GAS Naturally Aspirated (VIN 3)	
Water Pump	DP464	Water Pump	DP1027	Water Pump	DP372 ⁹
2000 Esteem		1995 Sidekick		1988 Forsa	
L4 1.8L GAS Naturally Aspirated (VIN 4)		L4 1.6L GAS Naturally Aspirated (VIN 0)		L3 1.0L GAS Naturally Aspirated (VIN 4)	
Water Pump	DP464	Water Pump	DP382 ⁹	Water Pump	DP1027 ⁹
2000 Grand Vitara		1995 Swift		L3 1.0L GAS Naturally Aspirated (VIN S)	
V6 2.5L GAS Naturally Aspirated		L4 1.3L GAS Naturally Aspirated (VIN 2)		Water Pump	DP1027 ⁹
Water Pump	DP511	Water Pump	DP372 ⁹	L3 1.0L GAS Turbocharged (VIN 4)	
2000 Swift		1994 Samurai		Water Pump	DP1027 ⁹
L4 1.3L GAS Naturally Aspirated (VIN 2)		L4 1.3L GAS Naturally Aspirated (VIN 3)		1988 Samurai	
Water Pump	DP372 ⁹	Water Pump	DP1027	L4 1.3L GAS Naturally Aspirated (VIN 5)	
2000 Vitara		1994 Sidekick		Water Pump	DP1027 ⁹
L4 2.0L GAS Naturally Aspirated		L4 1.6L GAS Naturally Aspirated (VIN 0)		1987 Forsa	
Water Pump	DP464	Water Pump	DP382 ⁹	L3 1.0L GAS Naturally Aspirated (VIN 4)	
1999 Esteem		1994 Swift		Water Pump	DP1027 ⁹
L4 1.8L GAS Naturally Aspirated		L3 1.0L GAS Naturally Aspirated (VIN 4)		L3 1.0L GAS Naturally Aspirated (VIN S)	
Water Pump	DP464	Water Pump	DP372 ⁹	Water Pump	DP1027 ⁹
1999 Grand Vitara		L4 1.3L GAS Naturally Aspirated (VIN 3)		L3 1.0L GAS Turbocharged (VIN 4)	
V6 2.5L GAS Naturally Aspirated		Water Pump	DP372 ⁹	Water Pump	DP1027 ⁹
Water Pump	DP511	1993 Samurai		1987 Samurai	
1999 Swift		L4 1.3L GAS Naturally Aspirated (VIN 3)		L4 1.3L GAS Naturally Aspirated (VIN 5)	
L4 1.3L GAS Naturally Aspirated (VIN 2)		Water Pump	DP1027 ⁹	Water Pump	DP1027 ⁹
Water Pump	DP372 ⁹	1993 Sidekick		1986 Forsa	
1999 Vitara		L4 1.6L GAS Naturally Aspirated (VIN 0)		L3 1.0L GAS Naturally Aspirated (VIN 4)	
L4 2.0L GAS Naturally Aspirated		Water Pump	DP382 ⁹	Water Pump	DP1027 ⁹
Water Pump	DP464	1993 Swift		L3 1.0L GAS Naturally Aspirated (VIN S)	
1998 Sidekick		L3 1.0L GAS Naturally Aspirated (VIN 4)		Water Pump	DP1027 ⁹
L4 1.6L GAS Naturally Aspirated (VIN 0)		Water Pump	DP372	1986 Samurai	
Water Pump	DP382 ⁹	L4 1.3L GAS Naturally Aspirated (VIN 3)		L4 1.3L GAS Naturally Aspirated (VIN 5)	
L4 1.8L GAS Naturally Aspirated (VIN 2)		Water Pump	DP372 ⁹	Water Pump	DP1027 ⁹
Water Pump	DP464	1992 Samurai		1985 Forsa	
1998 Swift		L4 1.3L GAS Naturally Aspirated (VIN 3)		L3 1.0L GAS Naturally Aspirated	
L4 1.3L GAS Naturally Aspirated (VIN 2)		Water Pump	DP1027 ⁹	Water Pump	DP1027 ⁹
Water Pump	DP372 ⁹	1992 Sidekick		Toyota	
1998 X-90		L4 1.6L GAS Naturally Aspirated (VIN 0)		2017 Camry	
L4 1.6L GAS Naturally Aspirated (VIN 1)		Water Pump	DP382 ⁹	L4 2.5L ELECTRIC/GAS Naturally Aspirated (VIN D)	
Water Pump	DP382 ⁹	1992 Swift		Water Pump	DP1378
1997 Esteem		L3 1.0L GAS Naturally Aspirated (VIN 4)		L4 2.5L GAS Naturally Aspirated	
L4 1.6L GAS Naturally Aspirated (VIN 3)		Water Pump	DP372	Water Pump	DP1378
Water Pump	DP382 ⁹	L4 1.3L GAS Naturally Aspirated (VIN 3)		2017 Corolla	
1997 Sidekick		Water Pump	DP372 ⁹	L4 1.8L GAS Naturally Aspirated (VIN P)	
L4 1.6L GAS Naturally Aspirated (VIN 0)		1991 Samurai		Water Pump	DP1442
Water Pump	DP382 ⁹	L4 1.3L GAS Naturally Aspirated (VIN 3)		L4 1.8L GAS Naturally Aspirated (VIN U)	
L4 1.8L GAS Naturally Aspirated (VIN 2)		Water Pump	DP1027 ⁹	Water Pump	DP1442
Water Pump	DP464	1991 Sidekick		2017 Highlander	
1997 Swift		L4 1.6L GAS Naturally Aspirated (VIN 0)		L4 2.7L GAS Naturally Aspirated	
L4 1.3L GAS Naturally Aspirated (VIN 2)		Water Pump	DP382 ⁹	Water Pump	DP1378
Water Pump	DP372 ⁹	1991 Swift		2017 Land Cruiser	
1997 X-90		L4 1.3L GAS Naturally Aspirated (VIN 3)		V8 5.7L GAS Naturally Aspirated	
L4 1.6L GAS Naturally Aspirated (VIN 1)		Water Pump	DP372 ⁹	Water Pump	DP1437
Water Pump	DP382 ⁹	1990 Samurai			
1996 Esteem		L4 1.3L GAS Naturally Aspirated (VIN 3)			
L4 1.6L GAS Naturally Aspirated (VIN 3)		Water Pump	DP1027 ⁹		
Water Pump	DP382 ⁹				

Toyota	
2017 RAV4	
L4 2.5L ELECTRIC/GAS Naturally Aspirated	
Water Pump	DP1378
L4 2.5L GAS Naturally Aspirated	
Water Pump	DP1378
2017 Sequoia	
V8 5.7L FLEX Naturally Aspirated	
Water Pump	DP1437
V8 5.7L GAS Naturally Aspirated	
Water Pump	DP1437
2017 Tacoma	
L4 2.7L GAS Naturally Aspirated	
Water Pump	DP806
2017 Tundra	
V8 5.7L FLEX Naturally Aspirated	
Water Pump	DP1437
V8 5.7L GAS Naturally Aspirated	
Water Pump	DP1437
2016 Avalon	
V6 3.5L GAS Naturally Aspirated	
Water Pump	DP992
2016 Camry	
L4 2.5L ELECTRIC/GAS Naturally Aspirated (VIN D)	
Water Pump	DP1378
L4 2.5L GAS Naturally Aspirated	
Water Pump	DP1378
V6 3.5L GAS Naturally Aspirated	
Water Pump	DP992
2016 Corolla	
L4 1.8L GAS Naturally Aspirated (VIN P)	
Water Pump	DP1442
L4 1.8L GAS Naturally Aspirated (VIN U)	
Water Pump	DP1442
2016 Highlander	
L4 2.7L GAS Naturally Aspirated	
Water Pump	DP1378
V6 3.5L ELECTRIC/GAS Naturally Aspirated	
Water Pump	DP992
V6 3.5L GAS Naturally Aspirated	
Water Pump	DP992
2016 Land Cruiser	
V8 5.7L GAS Naturally Aspirated	
Water Pump	DP1437
2016 RAV4	
L4 2.5L ELECTRIC/GAS Naturally Aspirated	
Water Pump	DP1378
L4 2.5L GAS Naturally Aspirated	
Water Pump	DP1378
2016 Sequoia	
V8 5.7L FLEX Naturally Aspirated	
Water Pump	DP1437
V8 5.7L GAS Naturally Aspirated	
Water Pump	DP1437
2016 Sienna	
V6 3.5L GAS Naturally Aspirated	
Water Pump	DP992
2016 Tacoma	
L4 2.7L GAS Naturally Aspirated	
Water Pump	DP806
2016 Tundra	
V8 5.7L FLEX Naturally Aspirated	
Water Pump	DP1437
V8 5.7L GAS Naturally Aspirated	
Water Pump	DP1437

Toyota	
2016 Venza	
V6 3.5L GAS Naturally Aspirated	
Water Pump	DP992
2016 Yaris	
L4 1.5L GAS Naturally Aspirated	
Water Pump	DP347
2015 Avalon	
V6 3.5L GAS Naturally Aspirated	
Water Pump	DP992
2015 Camry	
L4 2.5L ELECTRIC/GAS Naturally Aspirated (VIN D)	
Water Pump	DP1378
L4 2.5L GAS Naturally Aspirated	
Water Pump	DP1378
V6 3.5L GAS Naturally Aspirated	
Water Pump	DP992
2015 Corolla	
L4 1.8L GAS Naturally Aspirated (VIN K)	
Water Pump	DP1442
L4 1.8L GAS Naturally Aspirated (VIN P)	
Water Pump	DP1442
L4 1.8L GAS Naturally Aspirated (VIN U)	
Water Pump	DP1442
2015 Highlander	
L4 2.7L GAS Naturally Aspirated	
Water Pump	DP1378
V6 3.5L ELECTRIC/GAS Naturally Aspirated	
Water Pump	DP992
V6 3.5L GAS Naturally Aspirated	
Water Pump	DP992
2015 Land Cruiser	
V8 5.7L GAS Naturally Aspirated	
Water Pump	DP1437
2015 RAV4	
L4 2.5L GAS Naturally Aspirated	
Water Pump	DP1378
2015 Sequoia	
V8 5.7L FLEX Naturally Aspirated	
Water Pump	DP1437
V8 5.7L GAS Naturally Aspirated	
Water Pump	DP1437
2015 Sienna	
V6 3.5L GAS Naturally Aspirated	
Water Pump	DP992
2015 Tacoma	
L4 2.7L GAS Naturally Aspirated	
Water Pump	DP806
V6 4.0L GAS Naturally Aspirated	
Water Pump	DP824
2015 Tundra	
V8 5.7L FLEX Naturally Aspirated	
Water Pump	DP1437
V8 5.7L GAS Naturally Aspirated	
Water Pump	DP1437
2015 Venza	
L4 2.7L GAS Naturally Aspirated	
Water Pump	DP1378
V6 3.5L GAS Naturally Aspirated	
Water Pump	DP992
2015 Yaris	
L4 1.5L GAS Naturally Aspirated	
Water Pump	DP347
2014 Avalon	
V6 3.5L GAS Naturally Aspirated	
Water Pump	DP992

Toyota	
2014 Camry	
L4 2.5L ELECTRIC/GAS Naturally Aspirated (VIN D)	
Water Pump	DP1378
L4 2.5L GAS Naturally Aspirated	
Water Pump	DP1378
V6 3.5L GAS Naturally Aspirated	
Water Pump	DP992
2014 Corolla	
L4 1.8L GAS Naturally Aspirated (VIN K)	
Water Pump	DP1442
L4 1.8L GAS Naturally Aspirated (VIN P)	
Water Pump	DP1442
L4 1.8L GAS Naturally Aspirated (VIN U)	
Water Pump	DP1442
2014 Highlander	
L4 2.7L GAS Naturally Aspirated	
Water Pump	DP1378
V6 3.5L ELECTRIC/GAS Naturally Aspirated	
Water Pump	DP992
V6 3.5L GAS Naturally Aspirated	
Water Pump	DP992
2014 Land Cruiser	
V8 5.7L GAS Naturally Aspirated	
Water Pump	DP1437
2014 RAV4	
L4 2.5L GAS Naturally Aspirated	
Water Pump	DP1378
2014 Sequoia	
V8 5.7L FLEX Naturally Aspirated	
Water Pump	DP1437
V8 5.7L GAS Naturally Aspirated	
Water Pump	DP1437
2014 Sienna	
V6 3.5L GAS Naturally Aspirated	
Water Pump	DP992
2014 Tacoma	
L4 2.7L GAS Naturally Aspirated	
Water Pump	DP806
V6 4.0L GAS Naturally Aspirated	
Water Pump	DP824
2014 Tundra	
V8 5.7L FLEX Naturally Aspirated	
Water Pump	DP1437
V8 5.7L GAS Naturally Aspirated	
Water Pump	DP1437
2014 Venza	
L4 2.7L GAS Naturally Aspirated	
Water Pump	DP1378
V6 3.5L GAS Naturally Aspirated	
Water Pump	DP992
2014 Yaris	
L4 1.5L GAS Naturally Aspirated	
Water Pump	DP347
2013 Avalon	
V6 3.5L GAS Naturally Aspirated	
Water Pump	DP992
2013 Camry	
L4 2.5L ELECTRIC/GAS Naturally Aspirated (VIN D)	
Water Pump	DP1378
L4 2.5L GAS Naturally Aspirated	
Water Pump	DP1378
V6 3.5L GAS Naturally Aspirated	
Water Pump	DP992
2013 Corolla	
L4 1.8L GAS Naturally Aspirated (VIN L)	
Water Pump	DP1442

Toyota		Toyota		Toyota	
2013 Corolla		2012 Highlander		2011 RAV4	
L4 1.8L GAS Naturally Aspirated (VIN U)		V6 3.5L GAS Naturally Aspirated		L4 2.5L GAS Naturally Aspirated	
Water Pump	DP1442	Water Pump	DP992	Water Pump	DP1378
2013 Highlander		2012 Matrix		V6 3.5L GAS Naturally Aspirated	
L4 2.7L GAS Naturally Aspirated		L4 1.8L GAS Naturally Aspirated (VIN U)		Water Pump	DP992
Water Pump	DP1378	Water Pump	DP1442	2011 Sequoia	
V6 3.5L ELECTRIC/GAS Naturally Aspirated		L4 2.4L GAS Naturally Aspirated		V8 5.7L FLEX Naturally Aspirated	
Water Pump	DP992	Japan Built	DP3001	Water Pump	DP1437
V6 3.5L GAS Naturally Aspirated		2012 RAV4		V8 5.7L GAS Naturally Aspirated	
Water Pump	DP992	L4 2.5L GAS Naturally Aspirated		Water Pump	DP1437
2013 Land Cruiser		Water Pump	DP1378	2011 Sienna	
V8 5.7L GAS Naturally Aspirated		V6 3.5L GAS Naturally Aspirated		L4 2.7L GAS Naturally Aspirated	
Water Pump	DP1437	Water Pump	DP992	Water Pump	DP1378
2013 Matrix		2012 Sequoia		V6 3.5L GAS Naturally Aspirated	
L4 1.8L GAS Naturally Aspirated (VIN U)		V8 5.7L FLEX Naturally Aspirated		Water Pump	DP992
Water Pump	DP1442	Water Pump	DP1437	2011 Tacoma	
L4 2.4L GAS Naturally Aspirated		V8 5.7L GAS Naturally Aspirated		L4 2.7L GAS Naturally Aspirated	
Water Pump	DP3001	Water Pump	DP1437	Water Pump	DP806
2013 RAV4		2012 Sienna		V6 4.0L GAS Naturally Aspirated	
L4 2.5L GAS Naturally Aspirated		L4 2.7L GAS Naturally Aspirated		Water Pump	DP824
Water Pump	DP1378	Water Pump	DP1378	2011 Tundra	
2013 Sequoia		V6 3.5L GAS Naturally Aspirated		V8 5.7L FLEX Naturally Aspirated	
V8 5.7L FLEX Naturally Aspirated		Water Pump	DP992	Water Pump	DP1437
Water Pump	DP1437	2012 Tacoma		V8 5.7L GAS Naturally Aspirated	
V8 5.7L GAS Naturally Aspirated		V6 4.0L GAS Naturally Aspirated		Water Pump	DP1437
Water Pump	DP1437	Water Pump	DP824	2011 Venza	
2013 Sienna		2012 Tundra		L4 2.7L GAS Naturally Aspirated	
V6 3.5L GAS Naturally Aspirated		V8 5.7L FLEX Naturally Aspirated		Water Pump	DP1378
Water Pump	DP992	Water Pump	DP1437	V6 3.5L GAS Naturally Aspirated	
2013 Tacoma		V8 5.7L GAS Naturally Aspirated		Water Pump	DP992
L4 2.7L GAS Naturally Aspirated		Water Pump	DP1437	2011 Yaris	
Water Pump	DP806	2012 Venza		L4 1.5L GAS Naturally Aspirated	
V6 4.0L GAS Naturally Aspirated		L4 2.7L GAS Naturally Aspirated		Water Pump	DP347
Water Pump	DP824	Water Pump	DP1378	2010 4Runner	
2013 Tundra		V6 3.5L GAS Naturally Aspirated		L4 2.7L GAS Naturally Aspirated	
V8 5.7L FLEX Naturally Aspirated		Water Pump	DP992	Water Pump	DP806
Water Pump	DP1437	2012 Yaris		2010 Avalon	
V8 5.7L GAS Naturally Aspirated		L4 1.5L GAS Naturally Aspirated		V6 3.5L GAS Naturally Aspirated	
Water Pump	DP1437	Water Pump	DP347	Water Pump	DP992
2013 Venza		2011 Avalon		2010 Camry	
L4 2.7L GAS Naturally Aspirated		V6 3.5L GAS Naturally Aspirated		L4 2.4L ELECTRIC/GAS Naturally Aspirated (VIN B)	
Water Pump	DP1378	Water Pump	DP992	Japan Built	DP3001
V6 3.5L GAS Naturally Aspirated		2011 Camry		L4 2.5L GAS Naturally Aspirated	
Water Pump	DP992	L4 2.4L ELECTRIC/GAS Naturally Aspirated (VIN B)		Water Pump	DP1378
2013 Yaris		Japan Built	DP3001	V6 3.5L GAS Naturally Aspirated	
L4 1.5L GAS Naturally Aspirated		L4 2.5L GAS Naturally Aspirated		Water Pump	DP992
Water Pump	DP347	Water Pump	DP1378	2010 Corolla	
2012 Avalon		V6 3.5L GAS Naturally Aspirated		L4 1.8L GAS Naturally Aspirated (VIN L)	
V6 3.5L GAS Naturally Aspirated		Water Pump	DP992	Water Pump	DP1442
Water Pump	DP992	2011 Corolla		L4 2.4L GAS Naturally Aspirated	
2012 Camry		L4 1.8L GAS Naturally Aspirated (VIN L)		Japan Built	DP3001
L4 2.5L ELECTRIC/GAS Naturally Aspirated (VIN D)		Water Pump	DP1442	2010 Highlander	
Water Pump	DP1378	2011 Highlander		L4 2.7L GAS Naturally Aspirated	
L4 2.5L GAS Naturally Aspirated		L4 2.7L GAS Naturally Aspirated		Water Pump	DP1378
Water Pump	DP1378	Water Pump	DP1378	V6 3.3L ELECTRIC/GAS Naturally Aspirated	
V6 3.5L GAS Naturally Aspirated		V6 3.5L ELECTRIC/GAS Naturally Aspirated		Water Pump	DP247 ¹¹
Water Pump	DP992	Water Pump	DP992	V6 3.5L GAS Naturally Aspirated	
2012 Corolla		V6 3.5L GAS Naturally Aspirated		Water Pump	DP992
L4 1.8L GAS Naturally Aspirated (VIN L)		Water Pump	DP992	2010 Land Cruiser	
Water Pump	DP1442	2011 Land Cruiser		V8 5.7L GAS Naturally Aspirated	
2012 Highlander		V8 5.7L GAS Naturally Aspirated		Water Pump	DP1437
L4 2.7L GAS Naturally Aspirated		Water Pump	DP1437	2010 Matrix	
Water Pump	DP1378	2011 Matrix		L4 1.8L GAS Naturally Aspirated (VIN U)	
V6 3.5L ELECTRIC/GAS Naturally Aspirated		L4 1.8L GAS Naturally Aspirated (VIN U)		Water Pump	DP1442
Water Pump	DP992	Water Pump	DP1442	L4 2.4L GAS Naturally Aspirated	
		L4 2.4L GAS Naturally Aspirated		Japan Built	DP3001
		Water Pump	DP3001		

Toyota	
2010 RAV4	
L4 2.5L GAS Naturally Aspirated	
Water Pump	DP1378
V6 3.5L GAS Naturally Aspirated	
Water Pump	DP992
2010 Sequoia	
V8 5.7L FLEX Naturally Aspirated	
Water Pump	DP1437
V8 5.7L GAS Naturally Aspirated	
Water Pump	DP1437
2010 Sienna	
V6 3.5L GAS Naturally Aspirated	
Water Pump	DP992
2010 Tacoma	
L4 2.7L GAS Naturally Aspirated	
Water Pump	DP806
V6 4.0L GAS Naturally Aspirated	
Water Pump	DP824
2010 Tundra	
V6 4.0L GAS Naturally Aspirated	
Water Pump	DP824
V8 5.7L FLEX Naturally Aspirated	
Water Pump	DP1437
V8 5.7L GAS Naturally Aspirated	
Water Pump	DP1437
2010 Venza	
L4 2.7L GAS Naturally Aspirated	
Water Pump	DP1378
V6 3.5L GAS Naturally Aspirated	
Water Pump	DP992
2010 Yaris	
L4 1.5L GAS Naturally Aspirated	
Water Pump	DP347
2009 4Runner	
V6 4.0L GAS Naturally Aspirated	
Water Pump	DP824
2009 Avalon	
V6 3.5L GAS Naturally Aspirated	
Water Pump	DP992
2009 Camry	
L4 2.4L ELECTRIC/GAS Naturally Aspirated (VIN B)	
Water Pump	DP3001
L4 2.4L GAS Naturally Aspirated	
Water Pump	DP3001
V6 3.5L GAS Naturally Aspirated	
Water Pump	DP992
2009 Corolla	
L4 1.8L GAS Naturally Aspirated (VIN L)	
Water Pump	DP1442
L4 1.8L GAS Naturally Aspirated (VIN U)	
Water Pump	DP1442
L4 2.4L GAS Naturally Aspirated	
Japan Built	DP3001
2009 FJ Cruiser	
V6 4.0L GAS Naturally Aspirated	
Water Pump	DP824
2009 Highlander	
L4 2.7L GAS Naturally Aspirated	
Water Pump	DP1378
V6 3.3L ELECTRIC/GAS Naturally Aspirated	
Water Pump	DP247 ¹¹
V6 3.5L GAS Naturally Aspirated	
Water Pump	DP992
2009 Land Cruiser	
V8 5.7L GAS Naturally Aspirated	
Water Pump	DP1437

Toyota	
2009 Matrix	
L4 1.8L GAS Naturally Aspirated (VIN U)	
Water Pump	DP1442
L4 2.4L GAS Naturally Aspirated	
Japan Built	DP3001
2009 Prius	
L4 1.5L ELECTRIC/GAS Naturally Aspirated	
Water Pump	DP347
2009 RAV4	
L4 2.5L GAS Naturally Aspirated	
Water Pump	DP1378
V6 3.5L GAS Naturally Aspirated	
Water Pump	DP992
2009 Sequoia	
V8 5.7L FLEX Naturally Aspirated	
Water Pump	DP1437
V8 5.7L GAS Naturally Aspirated	
Water Pump	DP1437
2009 Sienna	
V6 3.5L GAS Naturally Aspirated	
Water Pump	DP992
2009 Tacoma	
L4 2.7L GAS Naturally Aspirated	
Water Pump	DP806
V6 4.0L GAS Naturally Aspirated	
Water Pump	DP824
2009 Tundra	
V6 4.0L GAS Naturally Aspirated	
Water Pump	DP824
V8 5.7L FLEX Naturally Aspirated	
Water Pump	DP1437
V8 5.7L GAS Naturally Aspirated	
Water Pump	DP1437
2009 Venza	
L4 2.7L GAS Naturally Aspirated	
Water Pump	DP1378
V6 3.5L GAS Naturally Aspirated	
Water Pump	DP992
2009 Yaris	
L4 1.5L GAS Naturally Aspirated	
Water Pump	DP347
2008 4Runner	
V6 4.0L GAS Naturally Aspirated	
Water Pump	DP824
2008 Avalon	
V6 3.5L GAS Naturally Aspirated	
Water Pump	DP992
2008 Camry	
L4 2.4L ELECTRIC/GAS Naturally Aspirated (VIN B)	
Water Pump	DP3001
L4 2.4L GAS Naturally Aspirated	
Japan Built	DP3001
V6 3.5L GAS Naturally Aspirated	
Water Pump	DP992
2008 Corolla	
L4 1.8L GAS Naturally Aspirated (VIN R)	
Water Pump	DP549
2008 FJ Cruiser	
V6 4.0L GAS Naturally Aspirated	
Water Pump	DP824
2008 Highlander	
V6 3.3L ELECTRIC/GAS Naturally Aspirated	
Water Pump	DP247 ¹¹
V6 3.5L GAS Naturally Aspirated	
Water Pump	DP992

Toyota	
2008 Land Cruiser	
V8 5.7L GAS Naturally Aspirated	
Water Pump	DP1437
2008 Matrix	
L4 1.8L GAS Naturally Aspirated (VIN R)	
Water Pump	DP549
2008 Prius	
L4 1.5L ELECTRIC/GAS Naturally Aspirated	
Water Pump	DP347
2008 RAV4	
L4 2.4L GAS Naturally Aspirated	
Water Pump	DP3001
V6 3.5L GAS Naturally Aspirated	
Water Pump	DP992
2008 Sequoia	
V8 5.7L GAS Naturally Aspirated	
Water Pump	DP1437
2008 Sienna	
V6 3.5L GAS Naturally Aspirated	
Water Pump	DP992
2008 Solara	
L4 2.4L GAS Naturally Aspirated	
Japan Built	DP3001
V6 3.3L GAS Naturally Aspirated	
Water Pump	DP247 ¹¹
2008 Tacoma	
L4 2.7L GAS Naturally Aspirated	
Water Pump	DP806
V6 4.0L GAS Naturally Aspirated	
Water Pump	DP824
2008 Tundra	
V6 4.0L GAS Naturally Aspirated	
Water Pump	DP824
V8 5.7L GAS Naturally Aspirated	
Water Pump	DP1437
2008 Yaris	
L4 1.5L GAS Naturally Aspirated	
Water Pump	DP347
2007 4Runner	
V6 4.0L GAS Naturally Aspirated	
Water Pump	DP824
2007 Avalon	
V6 3.5L GAS Naturally Aspirated	
Water Pump	DP992
2007 Camry	
L4 2.4L ELECTRIC/GAS Naturally Aspirated (VIN B)	
Water Pump	DP3001
L4 2.4L GAS Naturally Aspirated	
Japan Built	DP3001
V6 3.5L GAS Naturally Aspirated	
Water Pump	DP992
2007 Corolla	
L4 1.8L GAS Naturally Aspirated (VIN R)	
Water Pump	DP549
2007 FJ Cruiser	
V6 4.0L GAS Naturally Aspirated	
Water Pump	DP824
2007 Highlander	
L4 2.4L GAS Naturally Aspirated	
Water Pump	DP3001
V6 3.3L ELECTRIC/GAS Naturally Aspirated	
Water Pump	DP247 ¹¹
V6 3.5L GAS Naturally Aspirated	
Water Pump	DP247 ¹¹

Toyota		Toyota		Toyota	
2007 Matrix		2006 RAV4		2005 RAV4	
L4 1.8L GAS Naturally Aspirated (VIN R)		L4 2.4L GAS Naturally Aspirated		L4 2.4L GAS Naturally Aspirated	
Water Pump	DP549	Water Pump	DP3001	Water Pump	DP3001
2007 Prius		V6 3.5L GAS Naturally Aspirated		2005 Sienna	
L4 1.5L ELECTRIC/GAS Naturally Aspirated		Water Pump	DP992	V6 3.3L GAS Naturally Aspirated	
Water Pump	DP347	2006 Sienna		Water Pump	DP247 ^{11,9}
2007 RAV4		Water Pump	DP247 ^{11,9}	2005 Solara	
L4 2.4L GAS Naturally Aspirated		2006 Solara		L4 2.4L GAS Naturally Aspirated	
Water Pump	DP3001	L4 2.4L GAS Naturally Aspirated		Japan Built	DP3001
V6 3.5L GAS Naturally Aspirated		Japan Built	DP3001	V6 3.3L GAS Naturally Aspirated	
Water Pump	DP992	V6 3.3L GAS Naturally Aspirated		Water Pump	DP247 ¹¹
2007 Sienna		Water Pump	DP247 ¹¹	2005 Tacoma	
V6 3.5L GAS Naturally Aspirated		2006 Tacoma		L4 2.7L GAS Naturally Aspirated	
Water Pump	DP992	L4 2.7L GAS Naturally Aspirated		Water Pump	DP806
2007 Solara		Water Pump	DP806	V6 4.0L GAS Naturally Aspirated	
L4 2.4L GAS Naturally Aspirated		V6 4.0L GAS Naturally Aspirated		Water Pump	DP824
Japan Built	DP3001	2006 Tundra		2005 Tundra	
V6 3.3L GAS Naturally Aspirated		Water Pump	DP824	V6 4.0L GAS Naturally Aspirated	
Water Pump	DP247 ¹¹	2006 Yaris		Water Pump	DP824
2007 Tacoma		L4 1.5L GAS Naturally Aspirated		2004 4Runner	
L4 2.7L GAS Naturally Aspirated		Water Pump	DP347	V6 4.0L GAS Naturally Aspirated	
Water Pump	DP806	2005 4Runner		Water Pump	DP824
V6 4.0L GAS Naturally Aspirated		Water Pump	DP824	2004 Avalon	
2007 Tundra		2005 Avalon		V6 3.0L GAS Naturally Aspirated	
V6 4.0L GAS Naturally Aspirated		V6 3.5L GAS Naturally Aspirated		Water Pump	DP247 ¹¹
Water Pump	DP824	Water Pump	DP992	2004 Camry	
V8 5.7L GAS Naturally Aspirated		2005 Camry		L4 2.4L GAS Naturally Aspirated	
Water Pump	DP1437	L4 2.4L GAS Naturally Aspirated		Japan Built	DP3001
2007 Yaris		Japan Built	DP3001	V6 3.0L GAS Naturally Aspirated	
L4 1.5L GAS Naturally Aspirated		Water Pump	DP247 ¹¹	Water Pump	DP247 ¹¹
Water Pump	DP347	Water Pump	DP247 ¹¹	V6 3.3L GAS Naturally Aspirated	
2006 4Runner		2005 Celica		Water Pump	DP247 ¹¹
V6 4.0L GAS Naturally Aspirated		L4 1.8L GAS Naturally Aspirated		2004 Celica	
Water Pump	DP824	Water Pump	DP549	L4 1.8L GAS Naturally Aspirated (VIN R)	
2006 Avalon		L4 1.8L GAS Naturally Aspirated (VIN R)		Water Pump	DP549
V6 3.5L GAS Naturally Aspirated		Water Pump	DP549	2004 Corolla	
Water Pump	DP992	2005 Corolla		L4 1.8L GAS Naturally Aspirated (VIN R)	
2006 Camry		L4 1.8L GAS Naturally Aspirated		Water Pump	DP549
L4 2.4L GAS Naturally Aspirated		Water Pump	DP549	2004 Echo	
Japan Built	DP3001	L4 1.8L GAS Naturally Aspirated (VIN R)		L4 1.5L GAS Naturally Aspirated	
V6 3.0L GAS Naturally Aspirated		Water Pump	DP549	Water Pump	DP347
Water Pump	DP247 ¹¹	2005 Echo		2004 Highlander	
V6 3.3L GAS Naturally Aspirated		L4 1.5L GAS Naturally Aspirated		L4 2.4L GAS Naturally Aspirated	
Water Pump	DP247 ¹¹	Water Pump	DP347	Water Pump	DP3001
2006 Corolla		2005 Highlander		V6 3.3L GAS Naturally Aspirated	
L4 1.8L GAS Naturally Aspirated		L4 2.4L GAS Naturally Aspirated		Water Pump	DP247 ¹¹
Water Pump	DP549	Water Pump	DP3001	2004 Matrix	
L4 1.8L GAS Naturally Aspirated (VIN R)		V6 3.3L GAS Naturally Aspirated		L4 1.8L GAS Naturally Aspirated (VIN R)	
Water Pump	DP549	Water Pump	DP247 ¹¹	Water Pump	DP549
2006 Highlander		2005 Matrix		2004 MR2 Spyder	
L4 2.4L GAS Naturally Aspirated		L4 1.8L GAS Naturally Aspirated		L4 1.8L GAS Naturally Aspirated (VIN R)	
Water Pump	DP3001	Water Pump	DP549	Water Pump	DP549
V6 3.3L ELECTRIC/GAS Naturally Aspirated		L4 1.8L GAS Naturally Aspirated (VIN R)		2004 Prius	
Water Pump	DP247 ¹¹	Water Pump	DP549	L4 1.5L ELECTRIC/GAS Naturally Aspirated	
V6 3.3L GAS Naturally Aspirated		2005 MR2 Spyder		Water Pump	DP347
Water Pump	DP247 ¹¹	L4 1.8L GAS Naturally Aspirated (VIN R)		2004 RAV4	
2006 Matrix		Water Pump	DP549	L4 2.4L GAS Naturally Aspirated	
L4 1.8L GAS Naturally Aspirated		2005 Prius		Water Pump	DP3001
Water Pump	DP549	L4 1.5L ELECTRIC/GAS Naturally Aspirated		2004 Sienna	
L4 1.8L GAS Naturally Aspirated (VIN R)		Water Pump	DP347	V6 3.3L GAS Naturally Aspirated	
Water Pump	DP549	2004 Solara		Water Pump	DP247 ^{11,9}
2006 Prius		L4 2.4L GAS Naturally Aspirated		2004 Solara	
L4 1.5L ELECTRIC/GAS Naturally Aspirated		Japan Built	DP3001	L4 2.4L GAS Naturally Aspirated	
Water Pump	DP347	V6 3.3L GAS Naturally Aspirated		Water Pump	DP247 ¹¹

Toyota	
2004 Tacoma	
L4 2.4L GAS Naturally Aspirated (VIN L)	
Water Pump	DP806
L4 2.7L GAS Naturally Aspirated	
Water Pump	DP806
2003 4Runner	
V6 4.0L GAS Naturally Aspirated	
Water Pump	DP824
2003 Avalon	
V6 3.0L GAS Naturally Aspirated	
Water Pump	DP247 ¹¹
2003 Camry	
L4 2.4L GAS Naturally Aspirated	
Japan Built	DP3001
V6 3.0L GAS Naturally Aspirated	
Water Pump	DP247 ¹¹
2003 Celica	
L4 1.8L GAS Naturally Aspirated	
Water Pump	DP549
L4 1.8L GAS Naturally Aspirated (VIN R)	
Water Pump	DP549
2003 Corolla	
L4 1.8L GAS Naturally Aspirated (VIN R)	
Water Pump	DP549
2003 Echo	
L4 1.5L GAS Naturally Aspirated	
Water Pump	DP347
2003 Highlander	
L4 2.4L GAS Naturally Aspirated	
Water Pump	DP3001
V6 3.0L GAS Naturally Aspirated	
Water Pump	DP247 ¹¹
2003 Matrix	
L4 1.8L GAS Naturally Aspirated	
Water Pump	DP549
L4 1.8L GAS Naturally Aspirated (VIN R)	
Water Pump	DP549
2003 MR2 Spyder	
L4 1.8L GAS Naturally Aspirated (VIN R)	
Water Pump	DP549
2003 Prius	
L4 1.5L ELECTRIC/GAS Naturally Aspirated	
Water Pump	DP347
2003 RAV4	
L4 2.0L GAS Naturally Aspirated	
Water Pump	DP3001
2003 Sienna	
V6 3.0L GAS Naturally Aspirated	
Water Pump	DP247 ¹¹
2003 Solara	
L4 2.4L GAS Naturally Aspirated	
Japan Built	DP3001
V6 3.0L GAS Naturally Aspirated	
Water Pump	DP247 ¹¹
2003 Tacoma	
L4 2.4L GAS Naturally Aspirated (VIN L)	
Water Pump	DP806
L4 2.7L GAS Naturally Aspirated	
Water Pump	DP806
L4 2.7L GAS Naturally Aspirated (VIN M)	
Water Pump	DP806
2002 4Runner	
V6 3.4L GAS Naturally Aspirated	
Water Pump	DP917 ¹¹
2002 Avalon	
V6 3.0L GAS Naturally Aspirated	
Water Pump	DP247 ¹¹

Toyota	
2002 Camry	
L4 2.4L GAS Naturally Aspirated	
Japan Built	DP3001
V6 3.0L GAS Naturally Aspirated	
Water Pump	DP247 ¹¹
2002 Celica	
L4 1.8L GAS Naturally Aspirated	
Water Pump	DP549
L4 1.8L GAS Naturally Aspirated (VIN R)	
Water Pump	DP549
2002 Corolla	
L4 1.8L GAS Naturally Aspirated (VIN R)	
Water Pump	DP549
2002 Echo	
L4 1.5L GAS Naturally Aspirated	
Water Pump	DP347
2002 Highlander	
L4 2.4L GAS Naturally Aspirated	
Water Pump	DP3001
V6 3.0L GAS Naturally Aspirated	
Water Pump	DP247 ¹¹
2002 MR2 Spyder	
L4 1.8L GAS Naturally Aspirated (VIN R)	
Water Pump	DP549
2002 Prius	
L4 1.5L ELECTRIC/GAS Naturally Aspirated	
Water Pump	DP347
2002 RAV4	
L4 2.0L GAS Naturally Aspirated	
Water Pump	DP3001
2002 Sienna	
V6 3.0L GAS Naturally Aspirated	
Water Pump	DP247 ¹¹
2002 Solara	
L4 2.4L GAS Naturally Aspirated	
Japan Built	DP3001
V6 3.0L GAS Naturally Aspirated	
Water Pump	DP247 ¹¹
2002 Tacoma	
L4 2.4L GAS Naturally Aspirated (VIN L)	
Water Pump	DP806
L4 2.7L GAS Naturally Aspirated	
Water Pump	DP806
L4 2.7L GAS Naturally Aspirated (VIN M)	
Water Pump	DP806
2001 4Runner	
V6 3.4L GAS Naturally Aspirated	
Water Pump	DP917 ¹¹
2001 Avalon	
V6 3.0L GAS Naturally Aspirated	
Water Pump	DP247 ¹¹
2001 Camry	
L4 2.2L CNG Naturally Aspirated	
Water Pump	DP067 ¹¹
L4 2.2L GAS Naturally Aspirated	
Water Pump	DP067 ¹¹
V6 3.0L GAS Naturally Aspirated	
Water Pump	DP247 ¹¹
2001 Celica	
L4 1.8L GAS Naturally Aspirated	
Water Pump	DP549
L4 1.8L GAS Naturally Aspirated (VIN R)	
Water Pump	DP549
2001 Corolla	
L4 1.8L GAS Naturally Aspirated (VIN R)	
Water Pump	DP549

Toyota	
2001 Echo	
L4 1.5L GAS Naturally Aspirated	
Water Pump	DP347
2001 Highlander	
L4 2.4L GAS Naturally Aspirated	
Water Pump	DP3001
V6 3.0L GAS Naturally Aspirated	
Water Pump	DP247 ¹¹
2001 MR2 Spyder	
L4 1.8L GAS Naturally Aspirated (VIN R)	
Water Pump	DP549
2001 Prius	
L4 1.5L ELECTRIC/GAS Naturally Aspirated	
Water Pump	DP347
2001 RAV4	
L4 2.0L GAS Naturally Aspirated	
Water Pump	DP3001
2001 Sienna	
V6 3.0L GAS Naturally Aspirated	
Water Pump	DP247 ¹¹
2001 Solara	
L4 2.2L GAS Naturally Aspirated	
Water Pump	DP067 ¹¹
V6 3.0L GAS Naturally Aspirated	
Water Pump	DP247 ¹¹
2001 Tacoma	
L4 2.4L GAS Naturally Aspirated (VIN L)	
Water Pump	DP806
L4 2.7L GAS Naturally Aspirated	
Water Pump	DP806
L4 2.7L GAS Naturally Aspirated (VIN M)	
Water Pump	DP806
2000 4Runner	
L4 2.7L GAS Naturally Aspirated	
Water Pump	DP806
V6 3.4L GAS Naturally Aspirated	
Water Pump	DP917 ¹¹
2000 Avalon	
V6 3.0L GAS Naturally Aspirated	
Water Pump	DP247 ¹¹
2000 Camry	
L4 2.2L CNG Naturally Aspirated	
Water Pump	DP067 ¹¹
L4 2.2L GAS Naturally Aspirated	
Water Pump	DP067 ¹¹
V6 3.0L GAS Naturally Aspirated	
Water Pump	DP247 ¹¹
2000 Celica	
L4 1.8L GAS Naturally Aspirated	
Water Pump	DP549
L4 1.8L GAS Naturally Aspirated (VIN R)	
Water Pump	DP549
2000 Corolla	
L4 1.8L GAS Naturally Aspirated (VIN R)	
Water Pump	DP549
2000 Echo	
L4 1.5L GAS Naturally Aspirated	
Water Pump	DP347
2000 MR2 Spyder	
L4 1.8L GAS Naturally Aspirated (VIN R)	
Water Pump	DP549
2000 RAV4	
L4 2.0L GAS Naturally Aspirated	
w/o Housing	DP067 ¹¹
Water Pump	DP067 ¹¹
2000 Sienna	
V6 3.0L GAS Naturally Aspirated	
Water Pump	DP247 ¹¹

Toyota		Toyota		Toyota	
2000 Solara		1998 Paseo		1996 Celica	
L4 2.2L GAS Naturally Aspirated		L4 1.5L GAS Naturally Aspirated (VIN C)		L4 1.8L GAS Naturally Aspirated (VIN B)	
Water Pump	DP067 ¹¹	Water Pump	DP338	Water Pump	DP768
V6 3.0L GAS Naturally Aspirated		1998 RAV4		L4 2.2L GAS Naturally Aspirated (VIN G)	
Water Pump	DP247 ¹¹	L4 2.0L GAS Naturally Aspirated (VIN P)		Water Pump	DP067 ¹¹
2000 Tacoma		Water Pump	DP067 ¹¹	1996 Corolla	
L4 2.4L GAS Naturally Aspirated (VIN L)		1998 Sienna		L4 1.6L GAS Naturally Aspirated (VIN A)	
Water Pump	DP806	V6 3.0L GAS Naturally Aspirated (VIN F)		Water Pump	DP740
L4 2.7L GAS Naturally Aspirated		Water Pump	DP247 ¹¹	L4 1.8L GAS Naturally Aspirated (VIN B)	
Water Pump	DP806	1998 T100		Water Pump	DP768
L4 2.7L GAS Naturally Aspirated (VIN M)		L4 2.7L GAS Naturally Aspirated (VIN M)		1996 Land Cruiser	
Water Pump	DP806	Water Pump	DP806	L6 4.5L GAS Naturally Aspirated (VIN J)	
1999 4Runner		1998 Tercel		Water Pump	DP1330
L4 2.7L GAS Naturally Aspirated		L4 1.5L GAS Naturally Aspirated (VIN C)		1996 Paseo	
Water Pump	DP806	Water Pump	DP338	L4 1.5L GAS Naturally Aspirated (VIN C)	
V6 3.4L GAS Naturally Aspirated		1997 4Runner		Water Pump	DP338
Water Pump	DP917 ¹¹	L4 2.7L GAS Naturally Aspirated (VIN M)		1996 Previa	
1999 Avalon		Water Pump	DP806	L4 2.4L GAS Supercharged (VIN K)	
V6 3.0L GAS Naturally Aspirated		V6 3.4L GAS Naturally Aspirated (VIN N)		Water Pump	DP1064
Water Pump	DP247 ¹¹	Water Pump	DP917 ¹¹	1996 RAV4	
1999 Camry		1997 Avalon		L4 2.0L GAS Naturally Aspirated (VIN P)	
L4 2.2L GAS Naturally Aspirated		V6 3.0L GAS Naturally Aspirated (VIN F)		Water Pump	DP067 ¹¹
Water Pump	DP067 ¹¹	Water Pump	DP247 ¹¹	1996 T100	
V6 3.0L GAS Naturally Aspirated		1997 Camry		L4 2.7L GAS Naturally Aspirated (VIN M)	
Water Pump	DP247 ¹¹	L4 2.2L GAS Naturally Aspirated (VIN G)		Water Pump	DP806
1999 Celica		Water Pump	DP067 ¹¹	1996 Tacoma	
L4 2.2L GAS Naturally Aspirated		V6 3.0L GAS Naturally Aspirated (VIN F)		L4 2.4L GAS Naturally Aspirated (VIN L)	
Water Pump	DP067 ¹¹	Water Pump	DP247 ¹¹	Water Pump	DP806
1999 Corolla		1997 Celica		L4 2.7L GAS Naturally Aspirated (VIN M)	
L4 1.8L GAS Naturally Aspirated (VIN R)		L4 1.8L GAS Naturally Aspirated (VIN B)		Water Pump	DP806
Water Pump	DP549	Water Pump	DP768	1996 Tercel	
1999 Paseo		L4 2.2L GAS Naturally Aspirated (VIN G)		L4 1.5L GAS Naturally Aspirated (VIN C)	
L4 1.5L GAS Naturally Aspirated (VIN C)		Water Pump	DP067 ¹¹	Water Pump	DP338
Water Pump	DP338	1997 Corolla		1995 4Runner	
1999 RAV4		L4 1.6L GAS Naturally Aspirated (VIN A)		L4 2.4L GAS Naturally Aspirated (VIN R)	
L4 2.0L GAS Naturally Aspirated		Water Pump	DP740	Water Pump	DP982
w/o Housing	DP067 ¹¹	L4 1.8L GAS Naturally Aspirated (VIN B)		1995 Avalon	
Water Pump	DP067 ¹¹	Water Pump	DP768	V6 3.0L GAS Naturally Aspirated (VIN G)	
1999 Sienna		1997 Land Cruiser		Water Pump	DP247 ¹¹
V6 3.0L GAS Naturally Aspirated		L6 4.5L GAS Naturally Aspirated (VIN J)		1995 Camry	
Water Pump	DP247 ¹¹	Water Pump	DP1330	L4 2.2L GAS Naturally Aspirated (VIN S)	
1999 Solara		1997 Previa		Water Pump	DP067 ¹¹
L4 2.2L GAS Naturally Aspirated		L4 2.4L GAS Supercharged (VIN K)		V6 3.0L GAS Naturally Aspirated (VIN G)	
Water Pump	DP067 ¹¹	Water Pump	DP1064	Water Pump	DP247 ¹¹
V6 3.0L GAS Naturally Aspirated		1997 RAV4		1995 Celica	
Water Pump	DP247 ¹¹	L4 2.0L GAS Naturally Aspirated (VIN P)		L4 1.8L GAS Naturally Aspirated (VIN A)	
1999 Tercel		Water Pump	DP067 ¹¹	Water Pump	DP768
L4 1.5L GAS Naturally Aspirated (VIN C)		1997 T100		L4 2.2L GAS Naturally Aspirated (VIN S)	
Water Pump	DP338	L4 2.7L GAS Naturally Aspirated (VIN M)		Water Pump	DP067 ¹¹
1998 4Runner		Water Pump	DP806	1995 Corolla	
L4 2.7L GAS Naturally Aspirated (VIN M)		1997 Tacoma		L4 1.6L GAS Naturally Aspirated (VIN A)	
Water Pump	DP806	L4 2.4L GAS Naturally Aspirated (VIN L)		Water Pump	DP740
V6 3.4L GAS Naturally Aspirated (VIN N)		Water Pump	DP806	L4 1.8L GAS Naturally Aspirated (VIN A)	
Water Pump	DP917 ¹¹	L4 2.7L GAS Naturally Aspirated (VIN M)		Water Pump	DP768
1998 Avalon		Water Pump	DP806	1995 Land Cruiser	
V6 3.0L GAS Naturally Aspirated (VIN F)		1996 4Runner		L6 4.5L GAS Naturally Aspirated (VIN D)	
Water Pump	DP247 ¹¹	L4 2.7L GAS Naturally Aspirated (VIN M)		Water Pump	DP1330
1998 Camry		Water Pump	DP806	1995 MR2	
L4 2.2L GAS Naturally Aspirated (VIN G)		V6 3.4L GAS Naturally Aspirated (VIN N)		L4 2.2L GAS Naturally Aspirated (VIN S)	
Water Pump	DP067 ¹¹	Water Pump	DP917 ¹¹	Water Pump	DP067 ¹¹
V6 3.0L GAS Naturally Aspirated (VIN F)		1996 Avalon		1995 Pickup	
Water Pump	DP247 ¹¹	V6 3.0L GAS Naturally Aspirated (VIN F)		L4 2.4L GAS Naturally Aspirated (VIN R)	
1998 Celica		Water Pump	DP247 ¹¹	Water Pump	DP982
L4 2.2L GAS Naturally Aspirated (VIN G)		1996 Camry		1995 Previa	
Water Pump	DP067 ¹¹	L4 2.2L GAS Naturally Aspirated (VIN G)		L4 2.4L GAS Naturally Aspirated (VIN A)	
1998 Corolla		Water Pump	DP067 ¹¹	Water Pump	DP1064
L4 1.8L GAS Naturally Aspirated (VIN R)		V6 3.0L GAS Naturally Aspirated (VIN F)		L4 2.4L GAS Supercharged (VIN A)	
Water Pump	DP549	Water Pump	DP247 ¹¹	Water Pump	DP1064

Toyota	
1995 Tacoma	
L4 2.4L GAS Naturally Aspirated (VIN U)	
Water Pump	DP806
L4 2.7L GAS Naturally Aspirated (VIN U)	
Water Pump	DP806
1995 Tercel	
L4 1.5L GAS Naturally Aspirated (VIN E)	
Water Pump	DP338
1994 4Runner	
L4 2.4L GAS Naturally Aspirated (VIN R)	
Water Pump	DP982
1994 Camry	
L4 2.2L GAS Naturally Aspirated (VIN S)	
Water Pump	DP067 ¹¹
V6 3.0L GAS Naturally Aspirated (VIN G)	
Water Pump	DP247 ¹¹
1994 Celica	
L4 1.8L GAS Naturally Aspirated (VIN A)	
Water Pump	DP768
L4 2.2L GAS Naturally Aspirated (VIN S)	
Water Pump	DP067 ¹¹
1994 Corolla	
L4 1.6L GAS Naturally Aspirated (VIN A)	
Water Pump	DP740
L4 1.8L GAS Naturally Aspirated (VIN A)	
Water Pump	DP768
1994 Land Cruiser	
L6 4.5L GAS Naturally Aspirated (VIN D)	
Water Pump	DP1330
1994 MR2	
L4 2.2L GAS Naturally Aspirated (VIN S)	
Water Pump	DP067 ¹¹
1994 Pickup	
L4 2.4L GAS Naturally Aspirated (VIN R)	
Water Pump	DP982
1994 Previa	
L4 2.4L GAS Naturally Aspirated (VIN A)	
Water Pump	DP1064
L4 2.4L GAS Supercharged (VIN A)	
Water Pump	DP1064
1994 T100	
L4 2.7L GAS Naturally Aspirated (VIN U)	
Water Pump	DP806
V6 3.0L GAS Naturally Aspirated (VIN V)	
Water Pump	DP917 ¹¹
1993 4Runner	
L4 2.4L GAS Naturally Aspirated (VIN R)	
Water Pump	DP982
V6 3.0L GAS Naturally Aspirated (VIN V)	
Water Pump	DP917 ¹¹
1993 Camry	
L4 2.2L GAS Naturally Aspirated (VIN S)	
Water Pump	DP067 ¹¹
V6 3.0L GAS Naturally Aspirated (VIN V)	
Water Pump	DP917 ¹¹
1993 Celica	
L4 1.6L GAS Naturally Aspirated (VIN A)	
Water Pump	DP1461
L4 2.2L GAS Naturally Aspirated (VIN S)	
Water Pump	DP067 ¹¹
1993 Corolla	
L4 1.6L GAS Naturally Aspirated (VIN A)	
Water Pump	DP740
L4 1.8L GAS Naturally Aspirated (VIN A)	
Water Pump	DP768
1993 Land Cruiser	
L6 4.5L GAS Naturally Aspirated (VIN D)	
Water Pump	DP1330

Toyota	
1993 MR2	
L4 2.2L GAS Naturally Aspirated (VIN S)	
Water Pump	DP067 ¹¹
1993 Pickup	
L4 2.4L GAS Naturally Aspirated (VIN R)	
Water Pump	DP982
V6 3.0L GAS Naturally Aspirated (VIN V)	
Water Pump	DP917 ¹¹
1993 Previa	
L4 2.4L GAS Naturally Aspirated (VIN A)	
Water Pump	DP1064
1993 T100	
V6 3.0L GAS Naturally Aspirated (VIN V)	
Water Pump	DP917 ¹¹
1993 Tercel	
L4 1.5L GAS Naturally Aspirated (VIN E)	
Water Pump	DP859 ⁹
1992 4Runner	
L4 2.4L GAS Naturally Aspirated (VIN R)	
Water Pump	DP982
V6 3.0L GAS Naturally Aspirated (VIN V)	
Water Pump	DP917 ¹¹
1992 Camry	
L4 2.2L GAS Naturally Aspirated	
Water Pump	DP067 ¹¹
L4 2.2L GAS Naturally Aspirated (VIN S)	
Water Pump	DP067 ¹¹
V6 3.0L GAS Naturally Aspirated (VIN V)	
Water Pump	DP917 ¹¹
1992 Celica	
L4 1.6L GAS Naturally Aspirated (VIN A)	
Water Pump	DP1461
L4 2.2L GAS Naturally Aspirated (VIN S)	
Water Pump	DP067 ¹¹
1992 Corolla	
L4 1.6L GAS Naturally Aspirated (VIN A)	
Water Pump	DP1461
1992 Cressida	
L6 3.0L GAS Naturally Aspirated (VIN M)	
Water Pump	DP1049
1992 Land Cruiser	
L6 4.0L GAS Naturally Aspirated (VIN F)	
Water Pump	DP1082
1992 MR2	
L4 2.2L GAS Naturally Aspirated (VIN S)	
Water Pump	DP067 ¹¹
1992 Pickup	
L4 2.4L GAS Naturally Aspirated (VIN R)	
Water Pump	DP982
V6 3.0L GAS Naturally Aspirated (VIN V)	
Water Pump	DP917 ¹¹
1992 Previa	
L4 2.4L GAS Naturally Aspirated (VIN A)	
Water Pump	DP1064
1992 Supra	
L6 3.0L GAS Naturally Aspirated (VIN M)	
Water Pump	DP1049
L6 3.0L GAS Turbocharged (VIN M)	
Water Pump	DP1049
1992 Tercel	
L4 1.5L GAS Naturally Aspirated (VIN E)	
Water Pump	DP859 ⁹
1991 4Runner	
L4 2.4L GAS Naturally Aspirated (VIN R)	
Water Pump	DP982
V6 3.0L GAS Naturally Aspirated (VIN V)	
Water Pump	DP917 ¹¹

Toyota	
1991 Camry	
L4 2.0L GAS Naturally Aspirated (VIN S)	
Water Pump	DP067 ¹¹
V6 2.5L GAS Naturally Aspirated (VIN V)	
Water Pump	DP917 ¹¹
1991 Celica	
L4 1.6L GAS Naturally Aspirated (VIN A)	
Water Pump	DP1461
L4 2.2L GAS Naturally Aspirated (VIN S)	
Water Pump	DP067 ¹¹
1991 Cressida	
L6 3.0L GAS Naturally Aspirated (VIN M)	
Water Pump	DP1049
1991 Land Cruiser	
L6 4.0L GAS Naturally Aspirated (VIN F)	
Water Pump	DP1082
1991 MR2	
L4 2.2L GAS Naturally Aspirated (VIN S)	
Water Pump	DP067 ¹¹
1991 Pickup	
L4 2.4L GAS Naturally Aspirated (VIN R)	
Water Pump	DP982
V6 3.0L GAS Naturally Aspirated (VIN V)	
Water Pump	DP917 ¹¹
1991 Previa	
L4 2.4L GAS Naturally Aspirated (VIN A)	
Water Pump	DP1064
1991 Supra	
L6 3.0L GAS Naturally Aspirated (VIN M)	
Water Pump	DP1049
L6 3.0L GAS Turbocharged (VIN M)	
Water Pump	DP1049
1991 Tercel	
L4 1.5L GAS Naturally Aspirated (VIN E)	
Water Pump	DP859 ⁹
1990 4Runner	
L4 2.4L GAS Naturally Aspirated (VIN R)	
Water Pump	DP982
1990 Camry	
L4 2.0L GAS Naturally Aspirated (VIN S)	
Water Pump	DP067 ¹¹
V6 2.5L GAS Naturally Aspirated (VIN V)	
Water Pump	DP917 ¹¹
1990 Celica	
L4 1.6L GAS Naturally Aspirated (VIN A)	
Water Pump	DP1461
L4 2.2L GAS Naturally Aspirated (VIN S)	
Water Pump	DP067 ¹¹
1990 Cressida	
L6 3.0L GAS Naturally Aspirated (VIN M)	
Water Pump	DP1049
1990 Pickup	
L4 2.4L GAS Naturally Aspirated (VIN R)	
Water Pump	DP982
1990 Supra	
L6 3.0L GAS Naturally Aspirated (VIN M)	
Water Pump	DP1049
L6 3.0L GAS Turbocharged (VIN M)	
Water Pump	DP1049
1990 Tercel	
L4 1.5L GAS Naturally Aspirated (VIN E)	
Water Pump	DP859 ⁹
1989 4Runner	
L4 2.4L GAS Naturally Aspirated (VIN R)	
Water Pump	DP982
1989 Camry	
L4 2.0L GAS Naturally Aspirated (VIN S)	
Water Pump	DP067 ¹¹

Toyota		Toyota		Toyota	
1989 Camry		1988 Van		1985 4Runner	
V6 2.5L GAS Naturally Aspirated (VIN V)		L4 2.2L GAS Naturally Aspirated (VIN Y)		L4 2.4L GAS Naturally Aspirated (VIN R)	
Water Pump	DP917 ¹¹	Water Pump	DP1095	Water Pump	DP982
1989 Celica		1988 Van Wagon		L4 2.4L GAS Turbocharged (VIN R)	
L4 2.0L GAS Turbocharged (VIN S)		L4 2.2L GAS Naturally Aspirated (VIN Y)		Water Pump	
Water Pump	DP067 ¹¹	Water Pump	DP1095	1985 Camry	
1989 Cressida		1987 4Runner		L4 2.0L GAS Naturally Aspirated (VIN S)	
L6 3.0L GAS Naturally Aspirated (VIN M)		L4 2.4L GAS Naturally Aspirated (VIN R)		Water Pump	
Water Pump	DP1049	Water Pump	DP982	1985 Celica	
1989 Land Cruiser		L4 2.4L GAS Turbocharged (VIN R)		L4 2.4L GAS Naturally Aspirated (VIN R)	
L6 4.0L GAS Naturally Aspirated (VIN F)		Water Pump		Water Pump	
Water Pump	DP1082	1987 Camry		L6 2.8L GAS Naturally Aspirated (VIN M)	
1989 MR2		L4 2.0L GAS Naturally Aspirated (VIN S)		Water Pump	
L4 1.6L GAS Naturally Aspirated (VIN A)		Water Pump		1985 Cressida	
Water Pump	DP1075	1987 Cressida		L6 2.8L GAS Naturally Aspirated (VIN M)	
L4 1.6L GAS Supercharged (VIN A)		L6 2.8L GAS Naturally Aspirated (VIN M)		Water Pump	
Water Pump	DP1075	Water Pump		1985 MR2	
1989 Pickup		1987 MR2		L4 1.6L GAS Naturally Aspirated (VIN A)	
L4 2.4L GAS Naturally Aspirated (VIN R)		L4 1.6L GAS Naturally Aspirated (VIN A)		Water Pump	
Water Pump	DP982	Water Pump		1985 Pickup	
1989 Supra		1987 Pickup		L4 2.4L DIESEL Naturally Aspirated (VIN L)	
L6 3.0L GAS Naturally Aspirated (VIN M)		L4 2.4L DIESEL Naturally Aspirated (VIN L)		Water Pump	
Water Pump	DP1049	Water Pump		DP982⁹	
L6 3.0L GAS Turbocharged (VIN M)		L4 2.4L GAS Naturally Aspirated (VIN R)		L4 2.4L DIESEL Turbocharged (VIN L)	
Water Pump	DP1049	Water Pump		DP982⁹	
1989 Tercel		L4 2.4L GAS Turbocharged (VIN R)		L4 2.4L GAS Naturally Aspirated (VIN R)	
L4 1.5L GAS Naturally Aspirated (VIN E)		Water Pump		DP982	
Water Pump	DP859 ⁹	1987 Supra		L4 2.4L GAS Turbocharged (VIN R)	
1989 Van		L6 3.0L GAS Naturally Aspirated (VIN M)		Water Pump	
L4 2.2L GAS Naturally Aspirated (VIN Y)		Water Pump		1985 Tercel	
Water Pump	DP1095	L6 3.0L GAS Turbocharged (VIN M)		L4 1.5L GAS Naturally Aspirated (VIN A)	
1988 4Runner		Water Pump		DP1094⁹	
L4 2.4L GAS Naturally Aspirated (VIN R)		1987 Van		L4 2.0L GAS Naturally Aspirated (VIN Y)	
Water Pump	DP982	L4 2.2L GAS Naturally Aspirated (VIN Y)		Water Pump	
L4 2.4L GAS Turbocharged (VIN R)		Water Pump		1984 4Runner	
Water Pump	DP982	1986 4Runner		L4 2.4L GAS Naturally Aspirated (VIN R)	
V6 3.0L GAS Naturally Aspirated (VIN V)		L4 2.4L GAS Naturally Aspirated (VIN R)		Water Pump	
Water Pump	DP931 ¹¹	Water Pump		1984 Camry	
1988 Camry		L4 2.4L GAS Turbocharged (VIN R)		L4 2.0L GAS Naturally Aspirated (VIN S)	
L4 2.0L GAS Naturally Aspirated (VIN S)		Water Pump		DP947¹¹	
Water Pump	DP067 ¹¹	1986 Camry		1984 Celica	
V6 2.5L GAS Naturally Aspirated (VIN V)		L4 2.0L DIESEL Turbocharged (VIN S)		L4 2.4L GAS Naturally Aspirated (VIN R)	
Water Pump	DP917 ¹¹	Water Pump		DP841	
1988 Celica		L4 2.0L GAS Naturally Aspirated (VIN S)		L6 2.8L GAS Naturally Aspirated (VIN M)	
L4 2.0L GAS Turbocharged (VIN S)		Water Pump		DP1080	
Water Pump	DP067 ¹¹	1986 Cressida		1984 Cressida	
1988 Cressida		L6 2.8L GAS Naturally Aspirated (VIN M)		L6 2.8L GAS Naturally Aspirated (VIN M)	
L6 2.8L GAS Naturally Aspirated (VIN M)		Water Pump		DP1080	
Water Pump	DP1080	1986 MR2		1984 Pickup	
1988 Land Cruiser		L4 1.6L GAS Naturally Aspirated (VIN A)		L4 2.4L DIESEL Naturally Aspirated (VIN L)	
L6 4.0L GAS Naturally Aspirated (VIN F)		Water Pump		Water Pump	
Water Pump	DP1082	1986 Pickup		DP841⁹	
1988 MR2		L4 2.4L DIESEL Naturally Aspirated (VIN L)		L4 2.4L GAS Naturally Aspirated (VIN R)	
L4 1.6L GAS Naturally Aspirated (VIN A)		Water Pump		Water Pump	
Water Pump	DP1075	L4 2.4L GAS Naturally Aspirated (VIN R)		1984 Tercel	
L4 1.6L GAS Supercharged (VIN A)		Water Pump		L4 1.5L GAS Naturally Aspirated (VIN A)	
Water Pump	DP1075	L4 2.4L GAS Turbocharged (VIN R)		Water Pump	
1988 Pickup		1986 Supra		DP1094⁹	
L4 2.4L GAS Naturally Aspirated (VIN R)		L6 3.0L GAS Naturally Aspirated		1984 Van	
Water Pump	DP982	Water Pump		L4 2.0L GAS Naturally Aspirated (VIN Y)	
L4 2.4L GAS Turbocharged (VIN R)		1986 Tercel		Water Pump	
Water Pump	DP982	L4 1.5L GAS Naturally Aspirated (VIN A)		1983 Camry	
V6 3.0L GAS Naturally Aspirated (VIN V)		Water Pump		L4 2.0L GAS Naturally Aspirated (VIN S)	
Water Pump	DP931 ¹¹	1986 Van		Water Pump	
1988 Supra		L4 2.2L GAS Naturally Aspirated (VIN Y)		1983 Celica	
L6 3.0L GAS Naturally Aspirated (VIN M)		Water Pump		L4 2.4L GAS Naturally Aspirated (VIN R)	
Water Pump	DP1049	1986 4Runner		Water Pump	
L6 3.0L GAS Turbocharged (VIN M)		1986 Camry		DP841	
Water Pump	DP1049	L4 2.2L GAS Naturally Aspirated (VIN Y)		L6 2.8L GAS Naturally Aspirated (VIN M)	
Water Pump		DP1095		DP1080	

Toyota	
1983 Cressida	
L6 2.8L GAS Naturally Aspirated (VIN M)	
Water Pump	DP1080
1983 Pickup	
L4 2.4L GAS Naturally Aspirated (VIN R)	
Water Pump	DP841
1983 Tercel	
L4 1.5L GAS Naturally Aspirated (VIN A)	
Water Pump	DP1094 ⁹
1982 Celica	
L4 2.4L GAS Naturally Aspirated (VIN R)	
Water Pump	DP841
L6 2.8L GAS Naturally Aspirated (VIN M)	
Water Pump	DP1080
1982 Corolla	
L4 1.8L GAS Naturally Aspirated (VIN T)	
Water Pump	DP1050
1982 Corona	
L4 2.4L GAS Naturally Aspirated (VIN R)	
Water Pump	DP841
1982 Pickup	
L4 2.4L GAS Naturally Aspirated (VIN R)	
Water Pump	DP841
1982 Starlet	
L4 1.3L GAS Naturally Aspirated (VIN K)	
Water Pump	DP934
1982 Tercel	
L4 1.5L GAS Naturally Aspirated (VIN A)	
Water Pump	DP1094 ⁹
1981 Celica	
L4 2.4L GAS Naturally Aspirated (VIN R)	
Water Pump	DP841
1981 Corolla	
L4 1.8L GAS Naturally Aspirated (VIN T)	
Water Pump	DP1050
1981 Corona	
L4 2.4L GAS Naturally Aspirated (VIN R)	
Water Pump	DP841
1981 Pickup	
L4 2.4L GAS Naturally Aspirated (VIN R)	
Water Pump	DP841
1981 Starlet	
L4 1.3L GAS Naturally Aspirated (VIN K)	
Water Pump	DP934
1981 Tercel	
L4 1.5L GAS Naturally Aspirated (VIN A)	
Water Pump	DP1094 ⁹
1980 Celica	
L4 2.2L GAS Naturally Aspirated (VIN R)	
Water Pump	DP841
1980 Corolla	
L4 1.8L GAS Naturally Aspirated (VIN T)	
Water Pump	DP1050
1980 Corona	
L4 2.2L GAS Naturally Aspirated (VIN R)	
Water Pump	DP841
1980 Pickup	
L4 2.2L GAS Naturally Aspirated (VIN R)	
Water Pump	DP841
1980 Tercel	
L4 1.5L GAS Naturally Aspirated (VIN A)	
Water Pump	DP1094
1979 Celica	
L4 2.2L GAS Naturally Aspirated (VIN R)	
Water Pump	DP841
1979 Corona	
L4 2.2L GAS Naturally Aspirated (VIN R)	
Water Pump	DP841

Toyota	
1979 Pickup	
L4 2.2L GAS Naturally Aspirated (VIN R)	
Water Pump	DP841
1978 Celica	
L4 2.2L GAS Naturally Aspirated (VIN R)	
Water Pump	DP841
1978 Corona	
L4 2.2L GAS Naturally Aspirated (VIN R)	
Water Pump	DP841
1978 Pickup	
L4 2.2L GAS Naturally Aspirated (VIN R)	
Water Pump	DP841
Volkswagen	
2017 Passat	
V6 3.6L GAS Naturally Aspirated	
Water Pump	DP731
2016 CC	
V6 3.6L GAS Naturally Aspirated	
Water Pump	DP731
2016 Passat	
V6 3.6L GAS Naturally Aspirated	
Water Pump	DP731
2015 CC	
V6 3.6L GAS Naturally Aspirated	
Water Pump	DP731
2015 Passat	
V6 3.6L GAS Naturally Aspirated	
Water Pump	DP731
2014 Beetle	
L5 2.5L GAS Naturally Aspirated	
Water Pump	DP1228
2014 CC	
V6 3.6L GAS Naturally Aspirated	
Water Pump	DP731
2014 Golf	
L5 2.5L GAS Naturally Aspirated	
Water Pump	DP1228
2014 Jetta	
L5 2.5L GAS Naturally Aspirated	
Water Pump	DP1228
2014 Passat	
L5 2.5L GAS Naturally Aspirated	
Water Pump	DP1228
2013 Beetle	
L4 2.0L DIESEL Turbocharged	
Water Pump	DP064 ^{11,9}
L5 2.5L GAS Naturally Aspirated	
Water Pump	DP1228
2013 CC	
V6 3.6L GAS Naturally Aspirated	
Water Pump	DP731
2013 Golf	
L4 2.0L DIESEL Turbocharged	
Water Pump	DP064 ^{11,9}
L4 2.0L GAS Turbocharged	
Water Pump	DP028
L5 2.5L GAS Naturally Aspirated	
Water Pump	DP1228
2013 Jetta	
L4 2.0L DIESEL Turbocharged	
Water Pump	DP064 ^{11,9}
L5 2.5L GAS Naturally Aspirated	
Water Pump	DP1228
2013 Passat	
L5 2.5L GAS Naturally Aspirated	
Water Pump	DP1228

Volkswagen	
2013 Passat	
V6 3.6L GAS Naturally Aspirated	
Water Pump	DP731
2012 Beetle	
L5 2.5L GAS Naturally Aspirated	
Water Pump	DP1228
2012 CC	
V6 3.6L GAS Naturally Aspirated	
Water Pump	DP731
2012 Golf	
L4 2.0L DIESEL Turbocharged	
Water Pump	DP064 ^{11,9}
L4 2.0L GAS Turbocharged	
Water Pump	DP028 ^{11,9}
L5 2.5L GAS Naturally Aspirated	
Water Pump	DP1228
2012 Jetta	
L4 2.0L DIESEL Turbocharged	
Water Pump	DP064 ^{11,9}
L4 2.0L GAS Turbocharged	
Water Pump	DP064
L5 2.5L GAS Naturally Aspirated	
Water Pump	DP1228
2012 Passat	
L5 2.5L GAS Naturally Aspirated	
Water Pump	DP1228
V6 3.6L GAS Naturally Aspirated	
Water Pump	DP731
2012 Touareg	
V6 3.0L DIESEL Turbocharged	
Water Pump	DP1252
V6 3.0L ELECTRIC/GAS Supercharged	
Water Pump	DP1252
2011 CC	
V6 3.6L GAS Naturally Aspirated	
Water Pump	DP731
2011 Golf	
L4 2.0L DIESEL Turbocharged	
Water Pump	DP064 ^{11,9}
L5 2.5L GAS Naturally Aspirated	
Water Pump	DP1228
2011 Jetta	
L4 2.0L DIESEL Turbocharged	
Water Pump	DP064 ^{11,9}
L5 2.5L GAS Naturally Aspirated	
Water Pump	DP1228
2011 Touareg	
V6 3.0L DIESEL Turbocharged	
Water Pump	DP1252
V6 3.0L ELECTRIC/GAS Supercharged	
Water Pump	DP1252
2010 Beetle	
L5 2.5L GAS Naturally Aspirated	
Water Pump	DP1228
2010 CC	
V6 3.6L GAS Naturally Aspirated	
Water Pump	DP731
2010 Golf	
L4 2.0L DIESEL Turbocharged	
Water Pump	DP064 ^{11,9}
L5 2.5L GAS Naturally Aspirated	
Water Pump	DP1228
2010 Jetta	
L4 2.0L DIESEL Turbocharged	
Water Pump	DP064 ^{11,9}
L4 2.0L GAS Turbocharged	
Water Pump	DP064
L5 2.5L GAS Naturally Aspirated	
Water Pump	DP1228

Volkswagen	Volkswagen	Volkswagen
2010 Passat	2007 Beetle	2005 Golf
V6 3.6L GAS Naturally Aspirated	L5 2.5L GAS Naturally Aspirated	L4 1.9L DIESEL Turbocharged
Water Pump DP731	Water Pump DP1228	Water Pump DP064 ^{11,9}
2010 Passat CC	2007 Eos	L4 2.0L GAS Naturally Aspirated
V6 3.6L GAS Naturally Aspirated	L4 2.0L GAS Turbocharged	Water Pump DP028 ^{11,9}
Water Pump DP731	Water Pump DP028 ^{11,9}	V6 2.8L GAS Naturally Aspirated
2010 Routan	2007 GTI	Water Pump DP424
V6 3.8L GAS Naturally Aspirated (VIN 1)	L4 2.0L GAS Turbocharged	2005 Jetta
Water Pump DP1440	Water Pump DP028 ^{11,9}	L4 1.8L GAS Turbocharged
2010 Touareg	2007 Jetta	Water Pump DP028 ^{11,9}
V6 3.0L DIESEL Turbocharged	L4 2.0L GAS Turbocharged	L4 2.0L GAS Naturally Aspirated
Water Pump DP1252	Water Pump DP028 ^{11,9}	Water Pump DP028 ^{11,9}
V6 3.6L GAS Naturally Aspirated	L5 2.5L GAS Naturally Aspirated	L5 2.5L GAS Naturally Aspirated
Water Pump DP731	Water Pump DP1228	Water Pump DP1228
2009 Beetle	2007 Passat	2005 Passat
L5 2.5L GAS Naturally Aspirated	L4 2.0L GAS Turbocharged	L4 1.8L GAS Turbocharged
Water Pump DP1228	Water Pump DP028 ^{11,9}	Water Pump DP028 ^{11,9}
2009 CC	V6 3.6L GAS Naturally Aspirated	L4 2.0L DIESEL Turbocharged
V6 3.6L GAS Naturally Aspirated	Water Pump DP731	Water Pump DP064 ^{11,9}
Water Pump DP731	2007 Rabbit	V6 2.8L GAS Naturally Aspirated (VIN H)
2009 Jetta	L5 2.5L GAS Naturally Aspirated	Water Pump DP194 ^{11,9}
L4 2.0L DIESEL Turbocharged	Water Pump DP1228	2005 Phaeton
Water Pump DP064 ^{11,9}	2007 Touareg	V8 4.2L GAS Naturally Aspirated
L5 2.5L GAS Naturally Aspirated	V6 3.6L GAS Naturally Aspirated	Water Pump DP432 ^{11,9}
Water Pump DP1228	Water Pump DP731	2005 Touareg
2009 Passat	2006 Beetle	V8 4.2L GAS Naturally Aspirated
V6 3.6L GAS Naturally Aspirated	L4 1.9L DIESEL Turbocharged	Water Pump DP432 ^{11,9}
Water Pump DP731	Water Pump DP064 ^{11,9}	2004 Golf
2009 Passat CC	L5 2.5L GAS Naturally Aspirated	L4 1.8L GAS Turbocharged
V6 3.6L GAS Naturally Aspirated	Water Pump DP1228	Water Pump DP028 ^{11,9}
Water Pump DP731	2006 Golf	L4 2.0L GAS Naturally Aspirated
2009 Rabbit	L4 1.8L GAS Turbocharged	Water Pump DP028 ^{11,9}
L5 2.5L GAS Naturally Aspirated	Water Pump DP028 ^{11,9}	V6 2.8L GAS Naturally Aspirated
Water Pump DP1228	L4 1.9L DIESEL Turbocharged	Water Pump DP424
2009 Routan	Water Pump DP064 ^{11,9}	V6 3.2L GAS Naturally Aspirated
V6 3.8L GAS Naturally Aspirated (VIN 1)	L4 2.0L GAS Naturally Aspirated	Water Pump DP424
Water Pump DP1440	Water Pump DP028 ^{11,9}	2004 Jetta
2009 Touareg	2006 GTI	L4 1.8L GAS Turbocharged
V6 3.0L DIESEL Turbocharged	L4 2.0L GAS Turbocharged	Water Pump DP028 ^{11,9}
Water Pump DP1252	Water Pump DP028 ^{11,9}	L4 2.0L GAS Naturally Aspirated
V6 3.6L GAS Naturally Aspirated	2006 Jetta	Water Pump DP028 ^{11,9}
Water Pump DP731	L4 1.9L DIESEL Turbocharged	2004 Passat
2008 Beetle	Water Pump DP163 ^{11,9}	L4 1.8L GAS Turbocharged
L5 2.5L GAS Naturally Aspirated	L4 2.0L GAS Turbocharged	Water Pump DP028 ^{11,9}
Water Pump DP1228	Water Pump DP028 ^{11,9}	L4 2.0L DIESEL Turbocharged
2008 Eos	L5 2.5L GAS Naturally Aspirated	Water Pump DP064 ^{11,9}
L4 2.0L GAS Turbocharged	Water Pump DP1228	V6 2.8L GAS Naturally Aspirated (VIN H)
Water Pump DP028 ^{11,9}	2006 Passat	Water Pump DP194 ^{11,9}
2008 Golf City	L4 2.0L GAS Turbocharged	2004 Phaeton
L4 2.0L GAS Naturally Aspirated	Water Pump DP028 ^{11,9}	V8 4.2L GAS Naturally Aspirated
Water Pump DP028 ^{11,9}	V6 3.6L GAS Naturally Aspirated	Water Pump DP432 ^{11,9}
2008 Jetta	Water Pump DP731	2004 Touareg
L5 2.5L GAS Naturally Aspirated	2006 Phaeton	V8 4.2L GAS Naturally Aspirated
Water Pump DP1228	V8 4.2L GAS Naturally Aspirated	Water Pump DP432 ^{11,9}
L5 2.5L GAS Naturally Aspirated (VIN M)	Water Pump DP432 ^{11,9}	2003 Beetle
Water Pump DP1228	2006 Rabbit	L4 1.9L DIESEL Turbocharged
L5 2.5L GAS Naturally Aspirated (VIN Z)	L5 2.5L GAS Naturally Aspirated	Water Pump DP037 ^{11,9}
Water Pump DP1228	Water Pump DP1228	2003 EuroVan
2008 Passat	2006 Touareg	V6 2.8L GAS Naturally Aspirated
V6 3.6L GAS Naturally Aspirated	V8 4.2L GAS Naturally Aspirated	Water Pump DP424
Water Pump DP731	Water Pump DP432 ^{11,9}	2003 Golf
2008 Rabbit	2005 Beetle	L4 1.8L GAS Turbocharged
L5 2.5L GAS Naturally Aspirated	L4 1.8L GAS Turbocharged	Water Pump DP028 ^{11,9}
Water Pump DP1228	Water Pump DP028 ^{11,9}	L4 1.9L DIESEL Turbocharged
2008 Touareg	L4 1.9L DIESEL Turbocharged	Water Pump DP037 ^{11,9}
V6 3.6L GAS Naturally Aspirated	Water Pump DP064 ^{11,9}	L4 2.0L GAS Naturally Aspirated
Water Pump DP731	2005 Golf	Water Pump DP028 ^{11,9}
	L4 1.8L GAS Turbocharged	V6 2.8L GAS Naturally Aspirated
	Water Pump DP028 ^{11,9}	Water Pump DP424

Volkswagen	
2003 Jetta	
L4 1.8L GAS Turbocharged	
Water Pump	DP028 ^{11,9}
L4 1.9L DIESEL Turbocharged	
Water Pump	DP037 ^{11,9}
L4 2.0L GAS Naturally Aspirated	
Water Pump	DP028 ^{11,9}
2003 Passat	
L4 1.8L GAS Turbocharged	
Water Pump	DP028 ^{11,9}
V6 2.8L GAS Naturally Aspirated (VIN H)	
Water Pump	DP194 ^{11,9}
2002 Beetle	
L4 1.9L DIESEL Turbocharged	
Water Pump	DP037 ^{11,9}
2002 EuroVan	
V6 2.8L GAS Naturally Aspirated	
Water Pump	DP424
2002 Golf	
L4 1.8L GAS Turbocharged	
Water Pump	DP028 ^{11,9}
L4 1.9L DIESEL Turbocharged	
Water Pump	DP037 ^{11,9}
L4 2.0L GAS Naturally Aspirated	
Water Pump	DP028 ^{11,9}
V6 2.8L GAS Naturally Aspirated	
Water Pump	DP424
2002 Jetta	
L4 1.8L GAS Turbocharged	
Water Pump	DP028 ^{11,9}
L4 1.9L DIESEL Turbocharged	
Water Pump	DP037 ^{11,9}
L4 2.0L GAS Naturally Aspirated	
Water Pump	DP028 ^{11,9}
V6 2.8L GAS Naturally Aspirated	
Water Pump	DP424
2002 Passat	
L4 1.8L GAS Turbocharged	
Water Pump	DP028 ^{11,9}
V6 2.8L GAS Naturally Aspirated (VIN H)	
Water Pump	DP194 ^{11,9}
2001 Beetle	
L4 1.9L DIESEL Turbocharged	
Water Pump	DP037 ^{11,9}
2001 EuroVan	
V6 2.8L GAS Naturally Aspirated	
Water Pump	DP424
2001 Golf	
L4 1.8L GAS Turbocharged	
Water Pump	DP028 ^{11,9}
L4 1.9L DIESEL Turbocharged	
Water Pump	DP037 ^{11,9}
L4 2.0L GAS Naturally Aspirated	
Water Pump	DP028 ^{11,9}
V6 2.8L GAS Naturally Aspirated	
Water Pump	DP424
2001 Jetta	
L4 1.8L GAS Turbocharged	
Water Pump	DP028 ^{11,9}
L4 1.9L DIESEL Turbocharged	
Water Pump	DP037 ^{11,9}
L4 2.0L GAS Naturally Aspirated	
Water Pump	DP028 ^{11,9}
V6 2.8L GAS Naturally Aspirated	
Water Pump	DP424
2001 Passat	
V6 2.8L GAS Naturally Aspirated (VIN H)	
Water Pump	DP194 ^{11,9}

Volkswagen	
2000 Beetle	
L4 1.9L DIESEL Turbocharged	
Water Pump	DP037 ^{11,9}
2000 EuroVan	
V6 2.8L GAS Naturally Aspirated	
Water Pump	DP424
2000 Golf	
L4 1.8L GAS Turbocharged	
Water Pump	DP028 ^{11,9}
L4 1.9L DIESEL Turbocharged	
Water Pump	DP037 ^{11,9}
L4 2.0L GAS Naturally Aspirated	
Water Pump	DP028 ^{11,9}
V6 2.8L GAS Naturally Aspirated	
Water Pump	DP424
2000 Jetta	
L4 1.8L GAS Turbocharged	
Water Pump	DP028 ^{11,9}
L4 1.9L DIESEL Turbocharged	
Water Pump	DP037 ^{11,9}
L4 2.0L GAS Naturally Aspirated	
Water Pump	DP028 ^{11,9}
V6 2.8L GAS Naturally Aspirated	
Water Pump	DP424
2000 Passat	
V6 2.8L GAS Naturally Aspirated (VIN D)	
Water Pump	DP194
V6 2.8L GAS Naturally Aspirated (VIN H)	
Water Pump	DP194 ^{11,9}
1999 EuroVan	
V6 2.8L GAS Naturally Aspirated	
Water Pump	DP424
1999 Golf	
V6 2.8L GAS Naturally Aspirated	
Water Pump	DP424
1999 Jetta	
V6 2.8L GAS Naturally Aspirated	
Water Pump	DP424
1999 Passat	
L4 1.8L GAS Turbocharged	
Water Pump	DP451 ⁹
V6 2.8L GAS Naturally Aspirated	
Water Pump	DP194 ^{11,9}
V6 2.8L GAS Naturally Aspirated (VIN A)	
Water Pump	DP194 ^{11,9}
V6 2.8L GAS Naturally Aspirated (VIN D)	
Water Pump	DP194 ^{11,9}
1998 Golf	
L4 1.8L GAS Naturally Aspirated	
Water Pump	DP2851 ⁹
L4 1.9L DIESEL Turbocharged	
Water Pump	DP2851 ⁹
V6 2.8L GAS Naturally Aspirated (VIN D)	
Water Pump	DP424
1998 Jetta	
L4 2.0L GAS Naturally Aspirated	
Water Pump	DP2851 ⁹
V6 2.8L GAS Naturally Aspirated (VIN D)	
Water Pump	DP424
1998 Passat	
L4 1.8L GAS Turbocharged	
Water Pump	DP451 ⁹
V6 2.8L GAS Naturally Aspirated	
Water Pump	DP194 ^{11,9}
V6 2.8L GAS Naturally Aspirated (VIN D)	
Water Pump	DP194 ^{11,9}
1997 EuroVan	
V6 2.8L GAS Naturally Aspirated (VIN H)	
Water Pump	DP424

Volkswagen	
1997 Golf	
L4 1.8L GAS Naturally Aspirated (VIN B)	
Water Pump	DP2851 ⁹
L4 1.9L DIESEL Turbocharged	
Water Pump	DP2851
L4 1.9L DIESEL Turbocharged (VIN F)	
Water Pump	DP2851
V6 2.8L GAS Naturally Aspirated (VIN D)	
Water Pump	DP424
1997 Jetta	
L4 1.9L DIESEL Turbocharged (VIN J)	
Water Pump	DP2851 ⁹
V6 2.8L GAS Naturally Aspirated (VIN D)	
Water Pump	DP424
1997 Passat	
L4 1.9L DIESEL Turbocharged	
Water Pump	DP2851 ⁹
V6 2.8L GAS Naturally Aspirated (VIN E)	
Water Pump	DP424
1996 Golf	
L4 1.8L GAS Naturally Aspirated (VIN B)	
Water Pump	DP2851 ⁹
L4 1.9L DIESEL Turbocharged (VIN F)	
Water Pump	DP2851
V6 2.8L GAS Naturally Aspirated (VIN D)	
Water Pump	DP424
1996 Jetta	
L4 1.9L DIESEL Turbocharged	
Water Pump	DP2851 ⁹
L4 1.9L DIESEL Turbocharged (VIN F)	
Water Pump	DP2851 ⁹
L4 2.0L GAS Naturally Aspirated (VIN L)	
Water Pump	DP2851 ⁹
V6 2.8L GAS Naturally Aspirated (VIN D)	
Water Pump	DP424
1996 Passat	
L4 1.9L DIESEL Turbocharged	
Water Pump	DP2851 ⁹
V6 2.8L GAS Naturally Aspirated (VIN E)	
Water Pump	DP424
1995 Corrado	
V6 2.8L GAS Naturally Aspirated (VIN F)	
Water Pump	DP424
1995 Golf	
L4 1.8L GAS Naturally Aspirated	
Water Pump	DP2851 ⁹
L4 1.8L GAS Naturally Aspirated (VIN G)	
Water Pump	DP2851 ⁹
L4 1.9L DIESEL Turbocharged	
Water Pump	DP2851 ⁹
V6 2.8L GAS Naturally Aspirated (VIN D)	
Water Pump	DP424
V6 2.8L GAS Naturally Aspirated (VIN E)	
Water Pump	DP424
1995 Jetta	
L4 1.8L GAS Naturally Aspirated	
Water Pump	DP2851 ⁹
L4 1.9L DIESEL Turbocharged	
Water Pump	DP2851 ⁹
V6 2.8L GAS Naturally Aspirated (VIN D)	
Water Pump	DP424
V6 2.8L GAS Naturally Aspirated (VIN E)	
Water Pump	DP424
1995 Passat	
L4 1.9L DIESEL Turbocharged	
Water Pump	DP2851 ⁹
V6 2.8L GAS Naturally Aspirated (VIN E)	
Water Pump	DP424

9 Interference Engine 11 Water Pump Driven by Timing Belt 27 It is recommended that the FAN CLUTCH for this application be replaced. 28 Failure to inspect or replace worn or defective fan clutch may void warranty 29 Heavy Duty option is for performance enhanced engines/severe duty applications

Volkswagen	
1984 Rabbit	
L4 1.8L GAS Naturally Aspirated (VIN C)	Water Pump DP2851 ⁹
1984 Rabbit Convertible	
L4 1.8L GAS Naturally Aspirated (VIN A)	Water Pump DP2851 ⁹
1984 Scirocco	
L4 1.8L GAS Naturally Aspirated (VIN A)	Water Pump DP2851 ⁹
L4 1.8L GAS Naturally Aspirated (VIN C)	Water Pump DP2851 ⁹
1983 Jetta	
L4 1.6L DIESEL Naturally Aspirated (VIN G)	Water Pump DP2851 ⁹
L4 1.6L DIESEL Turbocharged (VIN H)	Water Pump DP2851 ⁹
L4 1.7L GAS Naturally Aspirated (VIN A)	Water Pump DP2851 ⁹
L4 1.7L GAS Naturally Aspirated (VIN B)	Water Pump DP2851 ⁹
1983 Quantum	
L4 1.6L DIESEL Turbocharged (VIN H)	Water Pump DP2851 ⁹
L4 1.7L GAS Naturally Aspirated (VIN A)	Water Pump DP2851 ⁹
L5 2.2L GAS Naturally Aspirated (VIN B)	Water Pump DP003 ¹¹
1983 Rabbit	
L4 1.6L DIESEL Naturally Aspirated (VIN G)	Water Pump DP2851 ⁹
L4 1.6L DIESEL Turbocharged (VIN H)	Water Pump DP2851 ⁹
L4 1.7L GAS Naturally Aspirated (VIN A)	Water Pump DP2851 ⁹
L4 1.7L GAS Naturally Aspirated (VIN B)	Water Pump DP2851 ⁹
L4 1.8L GAS Naturally Aspirated (VIN C)	Water Pump DP2851 ⁹
1983 Rabbit Convertible	
L4 1.7L GAS Naturally Aspirated (VIN B)	Water Pump DP2851 ⁹
1983 Rabbit Pickup	
L4 1.6L DIESEL Naturally Aspirated (VIN G)	Water Pump DP2851 ⁹
L4 1.7L GAS Naturally Aspirated (VIN B)	Water Pump DP2851 ⁹
1983 Scirocco	
L4 1.7L GAS Naturally Aspirated (VIN A)	Water Pump DP2851 ⁹
L4 1.7L GAS Naturally Aspirated (VIN B)	Water Pump DP2851 ⁹
1982 Jetta	
L4 1.6L DIESEL Naturally Aspirated (VIN G)	Water Pump DP2851 ⁹
L4 1.7L GAS Naturally Aspirated (VIN A)	Water Pump DP2851 ⁹
L4 1.7L GAS Naturally Aspirated (VIN B)	Water Pump DP2851 ⁹
1982 Quantum	
L4 1.6L DIESEL Turbocharged (VIN H)	Water Pump DP2851 ⁹
L4 1.7L GAS Naturally Aspirated (VIN A)	Water Pump DP2851 ⁹

Volkswagen	
1982 Rabbit	
L4 1.6L DIESEL Naturally Aspirated (VIN G)	Water Pump DP2851 ⁹
L4 1.7L GAS Naturally Aspirated (VIN B)	Water Pump DP2851 ⁹
1982 Rabbit Convertible	
L4 1.7L GAS Naturally Aspirated (VIN A)	Water Pump DP2851 ⁹
L4 1.7L GAS Naturally Aspirated (VIN B)	Water Pump DP2851 ⁹
1982 Rabbit Pickup	
L4 1.6L DIESEL Naturally Aspirated (VIN G)	Water Pump DP2851 ⁹
L4 1.7L GAS Naturally Aspirated (VIN A)	Water Pump DP2851 ⁹
L4 1.7L GAS Naturally Aspirated (VIN B)	Water Pump DP2851 ⁹
1982 Scirocco	
L4 1.7L GAS Naturally Aspirated (VIN A)	Water Pump DP2851 ⁹
1981 Jetta	
L4 1.7L GAS Naturally Aspirated (VIN A)	Water Pump DP2851 ⁹
L4 1.7L GAS Naturally Aspirated (VIN B)	Water Pump DP2851 ⁹
1981 Rabbit	
L4 1.6L DIESEL Naturally Aspirated (VIN G)	Water Pump DP2851 ⁹
L4 1.7L GAS Naturally Aspirated (VIN B)	Water Pump DP2851 ⁹
1981 Rabbit Convertible	
L4 1.7L GAS Naturally Aspirated (VIN A)	Water Pump DP2851 ⁹
L4 1.7L GAS Naturally Aspirated (VIN B)	Water Pump DP2851 ⁹
1981 Rabbit Pickup	
L4 1.6L DIESEL Naturally Aspirated (VIN G)	Water Pump DP2851 ⁹
L4 1.7L GAS Naturally Aspirated (VIN A)	Water Pump DP2851 ⁹
L4 1.7L GAS Naturally Aspirated (VIN B)	Water Pump DP2851 ⁹
1981 Scirocco	
L4 1.7L GAS Naturally Aspirated (VIN A)	Water Pump DP2851 ⁹
L4 1.7L GAS Naturally Aspirated (VIN B)	Water Pump DP2851 ⁹
1980 Rabbit	
L4 1.5L DIESEL Naturally Aspirated	Water Pump DP2851 ⁹
L4 1.5L GAS Naturally Aspirated	Water Pump DP2851
L4 1.6L GAS Naturally Aspirated	Water Pump DP2851 ⁹
1980 Rabbit Convertible	
L4 1.6L GAS Naturally Aspirated	Water Pump DP2851 ⁹
1980 Rabbit Pickup	
L4 1.5L GAS Naturally Aspirated	Water Pump DP2851
L4 1.6L GAS Naturally Aspirated	Water Pump DP2851 ⁹
1980 Scirocco	
L4 1.6L GAS Naturally Aspirated	Water Pump DP2851 ⁹

Volkswagen	
1979 Rabbit	
L4 1.5L DIESEL Naturally Aspirated	Water Pump DP2851 ⁹
L4 1.5L GAS Naturally Aspirated	Water Pump DP2851 ⁹
1979 Scirocco	
L4 1.6L GAS Naturally Aspirated	Water Pump DP2851 ⁹
1978 Rabbit	
L4 1.5L DIESEL Naturally Aspirated	Water Pump DP2851 ⁹
L4 1.5L GAS Naturally Aspirated	Water Pump DP2851 ⁹
1978 Scirocco	
L4 1.5L GAS Naturally Aspirated	Water Pump DP2851 ⁹
1975 Rabbit	
L4 1.5L GAS Naturally Aspirated	Water Pump DP2851 ⁹
Volvo	
2016 S60	
L5 2.5L GAS Turbocharged (VIN 61)	Water Pump DP018 ^{11,9}
2016 S60 Cross Country	
L5 2.5L GAS Turbocharged (VIN 61)	Water Pump DP018 ^{11,9}
2016 V60	
L5 2.5L GAS Turbocharged (VIN 61)	Water Pump DP018
2016 V60 Cross Country	
L5 2.5L GAS Turbocharged (VIN 61)	Water Pump DP018
2016 XC60	
L5 2.5L GAS Turbocharged (VIN 61)	Water Pump DP018 ^{11,9}
2016 XC70	
L5 2.5L GAS Turbocharged (VIN 61)	Water Pump DP018 ^{11,9}
2015 S60	
L5 2.5L GAS Turbocharged (VIN 61)	Water Pump DP018 ^{11,9}
2015 V60	
L5 2.5L GAS Turbocharged (VIN 61)	Water Pump DP018
2015 V60 Cross Country	
L5 2.5L GAS Turbocharged (VIN 61)	Water Pump DP018
2015 XC60	
L5 2.5L GAS Turbocharged (VIN 61)	Water Pump DP018
2014 S60	
L5 2.5L GAS Turbocharged	Water Pump DP018 ^{11,9}
2013 C30	
L5 2.5L GAS Turbocharged	Water Pump DP018 ^{11,9}
2013 C70	
L5 2.5L GAS Turbocharged	Water Pump DP018 ^{11,9}
2013 S60	
L5 2.5L GAS Turbocharged	Water Pump DP018 ^{11,9}
2012 C30	
L5 2.5L GAS Turbocharged	Water Pump DP018 ^{11,9}
2012 C70	
L5 2.5L GAS Turbocharged	Water Pump DP018 ^{11,9}

Volvo		Volvo		Volvo	
2012 S60		2008 S60		2006 V70	
L5 2.5L GAS Turbocharged		L5 2.4L GAS Turbocharged		L5 2.4L GAS Naturally Aspirated	
Water Pump	DP018 ^{11,9}	Water Pump	DP018 ^{11,9}	Water Pump	DP018 ^{11,9}
2011 C30		L5 2.5L GAS Turbocharged (VIN 59)		L5 2.5L GAS Turbocharged	
Water Pump	DP018 ^{11,9}	Water Pump	DP018 ^{11,9}	Water Pump	DP018 ^{11,9}
2011 C70		2008 V50		L5 2.5L GAS Turbocharged (VIN 59)	
L5 2.5L GAS Turbocharged		L5 2.4L GAS Naturally Aspirated		Water Pump	DP018 ^{11,9}
Water Pump	DP018 ^{11,9}	Water Pump	DP018 ^{11,9}	2006 XC70	
2011 S40		L5 2.5L GAS Turbocharged		L5 2.5L GAS Turbocharged (VIN 59)	
Water Pump	DP018 ^{11,9}	Water Pump	DP018 ^{11,9}	Water Pump	DP018 ^{11,9}
L5 2.5L GAS Turbocharged		2007 C30		2006 XC90	
Water Pump	DP018 ^{11,9}	L5 2.4L GAS Naturally Aspirated		L5 2.5L GAS Turbocharged (VIN 59)	
2011 V50		Water Pump	DP018 ^{11,9}	Water Pump	DP018 ^{11,9}
Water Pump	DP018 ^{11,9}	L5 2.5L GAS Turbocharged		2005 S40	
2010 C30		Water Pump	DP018 ^{11,9}	L5 2.4L GAS Naturally Aspirated	
L5 2.4L GAS Naturally Aspirated		2007 C70		Water Pump	DP018 ^{11,9}
Water Pump	DP018 ^{11,9}	L5 2.5L GAS Turbocharged		L5 2.5L GAS Turbocharged	
L5 2.5L GAS Turbocharged		Water Pump	DP018 ^{11,9}	Water Pump	DP018 ^{11,9}
Water Pump	DP018 ^{11,9}	2007 S40		2005 S60	
2010 C70		L5 2.4L GAS Naturally Aspirated		L5 2.4L GAS Naturally Aspirated (VIN 61)	
L5 2.5L GAS Turbocharged		Water Pump	DP018 ^{11,9}	Water Pump	DP018 ^{11,9}
Water Pump	DP018 ^{11,9}	L5 2.5L GAS Turbocharged		L5 2.4L GAS Naturally Aspirated (VIN 64)	
2010 S40		Water Pump	DP018 ^{11,9}	Water Pump	DP018 ^{11,9}
L5 2.4L GAS Naturally Aspirated		2007 S60		L5 2.4L GAS Turbocharged	
Water Pump	DP018 ^{11,9}	L5 2.4L GAS Turbocharged		Water Pump	DP018 ^{11,9}
L5 2.5L GAS Turbocharged		Water Pump	DP018 ^{11,9}	L5 2.5L GAS Turbocharged	
Water Pump	DP018 ^{11,9}	L5 2.5L GAS Turbocharged		Water Pump	DP018 ^{11,9}
2010 V50		Water Pump	DP018 ^{11,9}	L5 2.5L GAS Turbocharged (VIN 59)	
L5 2.4L GAS Naturally Aspirated		L5 2.5L GAS Turbocharged (VIN 59)		Water Pump	DP018 ^{11,9}
Water Pump	DP018 ^{11,9}	Water Pump	DP018 ^{11,9}	2005 S80	
L5 2.5L GAS Turbocharged		2007 V50		L5 2.5L GAS Turbocharged (VIN 59)	
Water Pump	DP018 ^{11,9}	L5 2.4L GAS Naturally Aspirated		Water Pump	DP018 ^{11,9}
2009 C30		Water Pump	DP018 ^{11,9}	2005 V50	
L5 2.4L GAS Naturally Aspirated		L5 2.5L GAS Turbocharged		L5 2.4L GAS Naturally Aspirated	
Water Pump	DP018 ^{11,9}	Water Pump	DP018 ^{11,9}	Water Pump	DP018 ^{11,9}
L5 2.5L GAS Turbocharged		2007 V70		L5 2.5L GAS Turbocharged	
Water Pump	DP018 ^{11,9}	L5 2.4L GAS Naturally Aspirated		Water Pump	DP018 ^{11,9}
2009 C70		Water Pump	DP018 ^{11,9}	2005 V70	
L5 2.5L GAS Turbocharged		L5 2.5L GAS Turbocharged		L5 2.4L GAS Naturally Aspirated (VIN 61)	
Water Pump	DP018 ^{11,9}	Water Pump	DP018 ^{11,9}	Water Pump	DP018 ^{11,9}
2009 S40		L5 2.5L GAS Turbocharged (VIN 59)		L5 2.4L GAS Naturally Aspirated (VIN 64)	
L5 2.4L GAS Naturally Aspirated		Water Pump	DP018 ^{11,9}	Water Pump	DP018 ^{11,9}
Water Pump	DP018 ^{11,9}	2007 XC70		L5 2.4L GAS Turbocharged	
L5 2.5L GAS Turbocharged		L5 2.5L GAS Turbocharged (VIN 59)		Water Pump	DP018 ^{11,9}
Water Pump	DP018 ^{11,9}	Water Pump	DP018 ^{11,9}	L5 2.5L GAS Turbocharged	
2009 S60		2006 C70		Water Pump	DP018 ^{11,9}
L5 2.4L GAS Turbocharged		L5 2.5L GAS Turbocharged		L5 2.5L GAS Turbocharged (VIN 59)	
Water Pump	DP018 ^{11,9}	Water Pump	DP018 ^{11,9}	Water Pump	DP018 ^{11,9}
L5 2.5L GAS Turbocharged (VIN 59)		2006 S40		2005 XC70	
Water Pump	DP018 ^{11,9}	L5 2.4L GAS Naturally Aspirated		L5 2.5L GAS Turbocharged (VIN 59)	
2009 V50		Water Pump	DP018 ^{11,9}	Water Pump	DP018 ^{11,9}
L5 2.4L GAS Naturally Aspirated		L5 2.5L GAS Turbocharged		2005 XC90	
Water Pump	DP018 ^{11,9}	Water Pump	DP018 ^{11,9}	L5 2.5L GAS Turbocharged (VIN 59)	
L5 2.5L GAS Turbocharged		2006 S60		Water Pump	DP018 ^{11,9}
Water Pump	DP018 ^{11,9}	L5 2.4L GAS Turbocharged		2004 C70	
2008 C30		Water Pump	DP018 ^{11,9}	L5 2.3L GAS Turbocharged (VIN 62)	
L5 2.4L GAS Naturally Aspirated		L5 2.5L GAS Turbocharged		Water Pump	DP018 ^{11,9}
Water Pump	DP018 ^{11,9}	Water Pump	DP018 ^{11,9}	L5 2.4L GAS Turbocharged (VIN 63)	
L5 2.5L GAS Turbocharged		L5 2.5L GAS Turbocharged (VIN 59)		Water Pump	DP018 ^{11,9}
Water Pump	DP018 ^{11,9}	Water Pump	DP018 ^{11,9}	2004 S40	
2008 C70		2006 S80		L4 1.9L GAS Turbocharged	
L5 2.5L GAS Turbocharged		L5 2.5L GAS Turbocharged (VIN 59)		Water Pump	DP018 ^{11,9}
Water Pump	DP018 ^{11,9}	Water Pump	DP018 ^{11,9}	L5 2.4L GAS Naturally Aspirated	
2008 S40		2006 V50		Water Pump	DP018 ^{11,9}
L5 2.4L GAS Naturally Aspirated		L5 2.4L GAS Naturally Aspirated		L5 2.5L GAS Turbocharged (VIN 68)	
Water Pump	DP018 ^{11,9}	Water Pump	DP018 ^{11,9}	Water Pump	DP018 ^{11,9}
L5 2.5L GAS Turbocharged		L5 2.5L GAS Turbocharged		2004 S60	
Water Pump	DP018 ^{11,9}	Water Pump	DP018 ^{11,9}	L5 2.3L GAS Turbocharged	
Water Pump	DP018 ^{11,9}			Water Pump	DP018 ^{11,9}

Volvo	
2004 S60	
L5 2.4L GAS Naturally Aspirated (VIN 61)	
Water Pump	DP018 ^{11,9}
L5 2.4L GAS Naturally Aspirated (VIN 64)	
Water Pump	DP018 ^{11,9}
L5 2.5L GAS Turbocharged	
Water Pump	DP018 ^{11,9}
L5 2.5L GAS Turbocharged (VIN 59)	
Water Pump	DP018 ^{11,9}
2004 S80	
L5 2.5L GAS Turbocharged (VIN 59)	
Water Pump	DP018 ^{11,9}
2004 V40	
L4 1.9L GAS Turbocharged	
Water Pump	DP018 ^{11,9}
2004 V70	
L5 2.3L GAS Turbocharged	
Water Pump	DP018 ^{11,9}
L5 2.4L GAS Naturally Aspirated	
Water Pump	DP018 ^{11,9}
L5 2.4L GAS Naturally Aspirated (VIN 61)	
Water Pump	DP018 ^{11,9}
L5 2.4L GAS Naturally Aspirated (VIN 64)	
Water Pump	DP018 ^{11,9}
L5 2.5L GAS Turbocharged	
Water Pump	DP018 ^{11,9}
L5 2.5L GAS Turbocharged (VIN 59)	
Water Pump	DP018 ^{11,9}
2004 XC70	
L5 2.5L GAS Turbocharged (VIN 59)	
Water Pump	DP018 ^{11,9}
2004 XC90	
L5 2.5L GAS Turbocharged (VIN 59)	
Water Pump	DP018 ^{11,9}
2003 C70	
L5 2.3L GAS Turbocharged (VIN 62)	
Water Pump	DP018 ^{11,9}
L5 2.4L GAS Turbocharged (VIN 63)	
Water Pump	DP018 ^{11,9}
2003 S40	
L4 1.9L GAS Turbocharged	
Water Pump	DP018 ^{11,9}
2003 S60	
L5 2.3L GAS Turbocharged	
Water Pump	DP018 ^{11,9}
L5 2.4L GAS Naturally Aspirated	
Water Pump	DP018 ^{11,9}
L5 2.4L GAS Turbocharged	
Water Pump	DP018 ^{11,9}
L5 2.5L GAS Turbocharged (VIN 59)	
Water Pump	DP018 ^{11,9}
2003 V40	
L4 1.9L GAS Turbocharged	
Water Pump	DP018 ^{11,9}
2003 V70	
L5 2.3L GAS Turbocharged	
Water Pump	DP018 ^{11,9}
L5 2.4L GAS Naturally Aspirated	
Water Pump	DP018 ^{11,9}
L5 2.4L GAS Turbocharged	
Water Pump	DP018 ^{11,9}
L5 2.5L GAS Turbocharged (VIN 59)	
Water Pump	DP018 ^{11,9}
2003 XC70	
L5 2.5L GAS Turbocharged (VIN 59)	
Water Pump	DP018 ^{11,9}
2003 XC90	
L5 2.5L GAS Turbocharged (VIN 59)	
Water Pump	DP018 ^{11,9}

Volvo	
2002 C70	
L5 2.3L GAS Turbocharged	
Water Pump	DP018 ^{11,9}
L5 2.4L GAS Turbocharged	
Water Pump	DP018 ^{11,9}
2002 S40	
L4 1.9L GAS Turbocharged	
Water Pump	DP018 ^{11,9}
2002 S60	
L5 2.3L GAS Turbocharged	
Water Pump	DP018 ^{11,9}
L5 2.4L GAS Naturally Aspirated	
Water Pump	DP018 ^{11,9}
L5 2.4L GAS Turbocharged	
Water Pump	DP018 ^{11,9}
2002 S80	
L6 2.9L GAS Naturally Aspirated	
Water Pump	DP1035 ^{11,9}
L6 2.9L GAS Turbocharged (VIN 91)	
Water Pump	DP1035 ^{11,9}
2002 V40	
L4 1.9L GAS Turbocharged	
Water Pump	DP018 ^{11,9}
2002 V70	
L5 2.3L GAS Turbocharged	
Water Pump	DP018 ^{11,9}
L5 2.4L GAS Naturally Aspirated	
Water Pump	DP018 ^{11,9}
L5 2.4L GAS Turbocharged	
Water Pump	DP018 ^{11,9}
2001 C70	
L5 2.3L GAS Turbocharged	
Water Pump	DP018 ^{11,9}
L5 2.4L GAS Turbocharged (VIN 56)	
Water Pump	DP018 ^{11,9}
2001 S40	
L4 1.9L GAS Turbocharged	
Water Pump	DP018 ^{11,9}
2001 S60	
L5 2.3L GAS Turbocharged (VIN 53)	
Water Pump	DP018 ^{11,9}
L5 2.4L GAS Naturally Aspirated	
Water Pump	DP018 ^{11,9}
L5 2.4L GAS Turbocharged	
Water Pump	DP018 ^{11,9}
2001 S80	
L6 2.8L GAS Turbocharged	
Water Pump	DP1035 ^{11,9}
L6 2.9L GAS Naturally Aspirated	
Water Pump	DP1035 ^{11,9}
2001 V40	
L4 1.9L GAS Turbocharged	
Water Pump	DP018 ^{11,9}
2001 V70	
L5 2.3L GAS Turbocharged	
Water Pump	DP018 ^{11,9}
L5 2.4L GAS Naturally Aspirated	
Water Pump	DP018 ^{11,9}
L5 2.4L GAS Turbocharged	
Water Pump	DP018 ^{11,9}
2000 C70	
L5 2.3L GAS Turbocharged (VIN 53)	
Water Pump	DP018 ^{11,9}
L5 2.4L GAS Turbocharged (VIN 56)	
Water Pump	DP018 ^{11,9}
2000 S40	
L4 1.9L GAS Turbocharged (VIN 25)	
Water Pump	DP018 ^{11,9}

Volvo	
2000 S70	
L5 2.3L GAS Turbocharged (VIN 53)	
Water Pump	DP018 ^{11,9}
L5 2.4L GAS Naturally Aspirated (VIN 61)	
Water Pump	DP018 ^{11,9}
L5 2.4L GAS Turbocharged (VIN 56)	
Water Pump	DP018 ^{11,9}
2000 S80	
L6 2.8L GAS Turbocharged	
Water Pump	DP1035 ^{11,9}
L6 2.9L GAS Naturally Aspirated	
Water Pump	DP1035 ^{11,9}
2000 V40	
L4 1.9L GAS Turbocharged (VIN 25)	
Water Pump	DP018 ^{11,9}
2000 V70	
L5 2.3L GAS Turbocharged (VIN 53)	
Water Pump	DP018 ^{11,9}
L5 2.4L GAS Naturally Aspirated (VIN 61)	
Water Pump	DP018 ^{11,9}
L5 2.4L GAS Turbocharged (VIN 56)	
Water Pump	DP018 ^{11,9}
1999 C70	
L5 2.3L GAS Turbocharged (VIN 53)	
Water Pump	DP018 ^{11,9}
L5 2.4L GAS Turbocharged (VIN 56)	
Water Pump	DP018 ^{11,9}
1999 S70	
L5 2.3L GAS Turbocharged (VIN 53)	
Water Pump	DP018 ^{11,9}
L5 2.4L GAS Naturally Aspirated (VIN 55)	
Water Pump	DP018 ^{11,9}
L5 2.4L GAS Turbocharged (VIN 56)	
Water Pump	DP018 ^{11,9}
1999 S80	
L6 2.8L GAS Turbocharged	
Water Pump	DP1035 ^{11,9}
L6 2.9L GAS Naturally Aspirated (VIN 97)	
Water Pump	DP1035 ^{11,9}
1999 V70	
L5 2.3L GAS Turbocharged (VIN 53)	
Water Pump	DP018 ^{11,9}
L5 2.3L GAS Turbocharged (VIN 62)	
Water Pump	DP018 ^{11,9}
L5 2.4L GAS Naturally Aspirated (VIN 55)	
Water Pump	DP018 ^{11,9}
L5 2.4L GAS Turbocharged (VIN 56)	
Water Pump	DP018 ^{11,9}
1998 C70	
L5 2.3L GAS Turbocharged (VIN 52)	
Water Pump	DP018 ^{11,9}
L5 2.4L GAS Turbocharged (VIN 56)	
Water Pump	DP018 ^{11,9}
1998 S70	
L5 2.3L GAS Turbocharged (VIN 53)	
Water Pump	DP018 ^{11,9}
L5 2.4L GAS Naturally Aspirated (VIN 55)	
Water Pump	DP018 ^{11,9}
L5 2.4L GAS Turbocharged (VIN 56)	
Water Pump	DP018 ^{11,9}
1998 S90	
L6 2.9L GAS Naturally Aspirated (VIN 96)	
Water Pump	DP587 ^{11,9}
1998 V70	
L5 2.3L GAS Turbocharged (VIN 52)	
Water Pump	DP018 ^{11,9}
L5 2.3L GAS Turbocharged (VIN 53)	
Water Pump	DP018 ^{11,9}

Volvo	1998 V70	Volvo	1991 740	Volvo	1987 760
L5 2.4L GAS Naturally Aspirated (VIN 55)		L4 2.3L GAS Naturally Aspirated (VIN 8)		L4 2.3L GAS Turbocharged (VIN 8)	
Water Pump	DP018 ^{11,9}	Water Pump	DP823 ⁹	Water Pump	DP823 ⁹
L5 2.4L GAS Turbocharged (VIN 56)		L4 2.3L GAS Turbocharged (VIN 8)		1986 244	
Water Pump	DP018 ^{11,9}	Water Pump	DP823 ⁹	L4 2.3L GAS Naturally Aspirated (VIN 8)	
1998 V90		1991 780		Water Pump	DP823 ⁹
L6 2.9L GAS Naturally Aspirated (VIN 96)		L4 2.3L GAS Turbocharged (VIN 8)		1986 245	
Water Pump	DP587 ^{11,9}	Water Pump	DP823 ⁹	L4 2.3L GAS Naturally Aspirated (VIN 8)	
1997 960		1991 940		Water Pump	DP823 ⁹
L6 2.9L GAS Naturally Aspirated (VIN 96)		L4 2.3L GAS Naturally Aspirated (VIN 8)		1986 740	
Water Pump	DP587 ^{11,9}	Water Pump	DP823 ⁹	L4 2.3L GAS Naturally Aspirated (VIN 8)	
1997 S90		L4 2.3L GAS Turbocharged (VIN 8)		Water Pump	DP823 ⁹
L6 2.9L GAS Naturally Aspirated (VIN 96)		Water Pump	DP823 ⁹	L4 2.3L GAS Turbocharged (VIN 8)	
Water Pump	DP587 ^{11,9}	1990 240		Water Pump	DP823 ⁹
1997 V90		L4 2.3L GAS Naturally Aspirated (VIN 8)		1986 760	
L6 2.9L GAS Naturally Aspirated (VIN 96)		Water Pump	DP823 ⁹	L4 2.3L GAS Turbocharged (VIN 8)	
Water Pump	DP587 ^{11,9}	1990 740		Water Pump	DP823 ⁹
1996 960		L4 2.3L GAS Naturally Aspirated (VIN 8)		1985 244	
L6 2.9L GAS Naturally Aspirated (VIN 96)		Water Pump	DP823 ⁹	L4 2.3L GAS Naturally Aspirated (VIN 8)	
Water Pump	DP587 ^{11,9}	L4 2.3L GAS Turbocharged (VIN 8)		Water Pump	DP823 ⁹
1995 940		Water Pump	DP823 ⁹	1985 245	
L4 2.3L GAS Naturally Aspirated (VIN 8)		1990 760		L4 2.1L GAS Turbocharged (VIN 4)	
Water Pump	DP823 ⁹	L4 2.3L GAS Turbocharged (VIN 8)		Water Pump	DP1098 ⁹
L4 2.3L GAS Turbocharged (VIN 8)		Water Pump	DP823 ⁹	L4 2.3L GAS Naturally Aspirated (VIN 8)	
Water Pump	DP823 ⁹	1990 780		Water Pump	DP823 ⁹
1995 960		L4 2.3L GAS Turbocharged (VIN 8)		1985 740	
L6 2.9L GAS Naturally Aspirated (VIN 96)		Water Pump	DP823 ⁹	L4 2.3L GAS Naturally Aspirated (VIN 8)	
Water Pump	DP587 ^{11,9}	1989 244		Water Pump	DP823 ⁹
1994 940		L4 2.3L GAS Naturally Aspirated (VIN 8)		L4 2.3L GAS Turbocharged (VIN 8)	
L4 2.3L GAS Naturally Aspirated (VIN 88)		Water Pump	DP823 ⁹	Water Pump	DP823 ⁹
Water Pump	DP823 ⁹	1989 245		1985 745	
L4 2.3L GAS Turbocharged (VIN 8)		L4 2.3L GAS Naturally Aspirated (VIN 8)		L4 2.3L GAS Naturally Aspirated (VIN 8)	
Water Pump	DP823 ⁹	Water Pump	DP823 ⁹	Water Pump	DP823 ⁹
1994 960		1989 740		L4 2.3L GAS Turbocharged (VIN 8)	
L6 2.9L GAS Naturally Aspirated (VIN 9)		L4 2.3L GAS Naturally Aspirated (VIN 8)		Water Pump	DP823 ⁹
Water Pump	DP018 ^{11,9}	Water Pump	DP823 ⁹	1985 760	
1993 240		L4 2.3L GAS Turbocharged (VIN 8)		L4 2.3L GAS Turbocharged (VIN 8)	
L4 2.3L GAS Naturally Aspirated (VIN 8)		Water Pump	DP823 ⁹	Water Pump	DP823 ⁹
Water Pump	DP823 ⁹	1989 760		1984 130	
1993 940		L4 2.3L GAS Turbocharged (VIN 8)		L4 2.1L GAS Turbocharged (VIN 4)	
L4 2.3L GAS Naturally Aspirated (VIN 88)		Water Pump	DP823 ⁹	Water Pump	DP1098 ⁹
Water Pump	DP823 ⁹	1989 780		L4 2.3L GAS Naturally Aspirated (VIN 8)	
L4 2.3L GAS Turbocharged (VIN 8)		L4 2.3L GAS Turbocharged (VIN 8)		Water Pump	DP1098 ⁹
Water Pump	DP823 ⁹	Water Pump	DP823 ⁹	1984 244	
1993 960		1988 244		L4 2.1L GAS Naturally Aspirated (VIN 4)	
L6 2.9L GAS Naturally Aspirated (VIN 9)		L4 2.3L GAS Naturally Aspirated (VIN 8)		Water Pump	DP1098 ⁹
Water Pump	DP018 ^{11,9}	Water Pump	DP823 ⁹	L4 2.1L GAS Turbocharged (VIN 4)	
1992 240		1988 245		Water Pump	DP1098 ⁹
L4 2.3L GAS Naturally Aspirated (VIN 8)		L4 2.3L GAS Naturally Aspirated (VIN 8)		L4 2.3L GAS Naturally Aspirated (VIN 8)	
Water Pump	DP823 ⁹	Water Pump	DP823 ⁹	Water Pump	DP1098 ⁹
1992 740		1988 740		1984 245	
L4 2.3L GAS Naturally Aspirated (VIN 8)		L4 2.3L GAS Naturally Aspirated (VIN 8)		L4 2.1L GAS Naturally Aspirated (VIN 4)	
Water Pump	DP823 ⁹	Water Pump	DP823 ⁹	Water Pump	DP1098 ⁹
L4 2.3L GAS Turbocharged (VIN 8)		L4 2.3L GAS Turbocharged (VIN 8)		L4 2.1L GAS Turbocharged (VIN 4)	
Water Pump	DP823 ⁹	Water Pump	DP823 ⁹	Water Pump	DP1098 ⁹
1992 940		1988 760		L4 2.3L GAS Naturally Aspirated (VIN 8)	
L4 2.3L GAS Naturally Aspirated (VIN 8)		L4 2.3L GAS Turbocharged (VIN 8)		Water Pump	DP1098 ⁹
Water Pump	DP823 ⁹	Water Pump	DP823 ⁹	1984 760	
L4 2.3L GAS Naturally Aspirated (VIN 88)		1987 244		L4 2.3L GAS Turbocharged (VIN 8)	
Water Pump	DP823 ⁹	L4 2.3L GAS Naturally Aspirated (VIN 8)		Water Pump	DP1098 ⁹
L4 2.3L GAS Turbocharged (VIN 8)		Water Pump	DP823 ⁹	1984 DL	
Water Pump	DP823 ⁹	1987 245		L4 2.1L GAS Naturally Aspirated (VIN 1)	
1992 960		L4 2.3L GAS Naturally Aspirated (VIN 8)		Water Pump	DP1098 ⁹
L6 2.9L GAS Naturally Aspirated (VIN 9)		Water Pump	DP823 ⁹	1984 GLE	
Water Pump	DP018 ^{11,9}	1987 740		L4 2.3L GAS Naturally Aspirated	
1991 240		L4 2.3L GAS Naturally Aspirated (VIN 8)		Water Pump	DP1098 ⁹
L4 2.3L GAS Naturally Aspirated (VIN 8)		Water Pump	DP823 ⁹	1983 130	
Water Pump	DP823 ⁹	L4 2.3L GAS Turbocharged (VIN 8)		L4 2.1L GAS Naturally Aspirated (VIN 4)	
		Water Pump	DP823 ⁹	Water Pump	DP1098 ⁹

Volvo	
1983 130	
L4 2.1L GAS Turbocharged (VIN 4)	
Water Pump	DP1098 ⁹
L4 2.3L GAS Naturally Aspirated (VIN 8)	
Water Pump	DP1098 ⁹
1983 244	
L4 2.1L GAS Naturally Aspirated (VIN 4)	
Water Pump	DP1098 ⁹
L4 2.1L GAS Turbocharged (VIN 4)	
Water Pump	DP1098 ⁹
L4 2.3L GAS Naturally Aspirated (VIN 8)	
Water Pump	DP1098 ⁹
1983 245	
L4 2.1L GAS Naturally Aspirated (VIN 4)	
Water Pump	DP1098 ⁹
L4 2.1L GAS Turbocharged (VIN 4)	
Water Pump	DP1098 ⁹
L4 2.3L GAS Naturally Aspirated (VIN 8)	
Water Pump	DP1098 ⁹
1982 130	
L4 2.1L GAS Naturally Aspirated (VIN 4)	
Water Pump	DP1098 ⁹
L4 2.1L GAS Turbocharged (VIN 4)	
Water Pump	DP1098 ⁹
L4 2.3L GAS Naturally Aspirated (VIN 8)	
Water Pump	DP1098 ⁹
1982 244	
L4 2.1L GAS Naturally Aspirated (VIN 4)	
Water Pump	DP1098 ⁹
L4 2.1L GAS Turbocharged (VIN 4)	
Water Pump	DP1098 ⁹
L4 2.3L GAS Naturally Aspirated (VIN 8)	
Water Pump	DP1098 ⁹
1982 245	
L4 2.1L GAS Naturally Aspirated (VIN 4)	
Water Pump	DP1098 ⁹
L4 2.1L GAS Turbocharged (VIN 4)	
Water Pump	DP1098 ⁹
L4 2.3L GAS Naturally Aspirated (VIN 8)	
Water Pump	DP1098 ⁹
1981 130	
L4 2.1L GAS Naturally Aspirated (VIN 4)	
Water Pump	DP1098 ⁹
L4 2.1L GAS Turbocharged (VIN 4)	
Water Pump	DP1098 ⁹
L4 2.3L GAS Naturally Aspirated (VIN 8)	
Water Pump	DP1098
1981 244	
L4 2.1L GAS Naturally Aspirated (VIN 4)	
Water Pump	DP1098 ⁹
L4 2.3L GAS Naturally Aspirated (VIN 8)	
Water Pump	DP1098
1981 245	
L4 2.1L GAS Naturally Aspirated (VIN 4)	
Water Pump	DP1098 ⁹
L4 2.1L GAS Turbocharged (VIN 4)	
Water Pump	DP1098 ⁹
L4 2.3L GAS Naturally Aspirated (VIN 8)	
Water Pump	DP1098
1981 264	
L4 2.1L GAS Naturally Aspirated (VIN 4)	
Water Pump	DP1098 ⁹
1980 130	
L4 2.1L GAS Naturally Aspirated (VIN 4)	
Water Pump	DP1098 ⁹
1980 244	
L4 2.1L GAS Naturally Aspirated (VIN 4)	
Water Pump	DP1098 ⁹

Volvo	
1980 245	
L4 2.1L GAS Naturally Aspirated (VIN 4)	
Water Pump	DP1098 ⁹
1980 264	
L4 2.1L GAS Naturally Aspirated (VIN 4)	
Water Pump	DP1098 ⁹
1979 130	
L4 2.1L GAS Naturally Aspirated (VIN 41)	
Water Pump	DP1098 ⁹
1979 244	
L4 2.1L GAS Naturally Aspirated (VIN 41)	
Water Pump	DP1098 ⁹
1979 245	
L4 2.1L GAS Naturally Aspirated (VIN 45)	
Water Pump	DP1098 ⁹
1978 130	
L4 2.1L GAS Naturally Aspirated (VIN 41)	
Water Pump	DP1098 ⁹
1978 244	
L4 2.1L GAS Naturally Aspirated (VIN 41)	
Water Pump	DP1098 ⁹
1978 245	
L4 2.1L GAS Naturally Aspirated (VIN 41)	
Water Pump	DP1098 ⁹
1978 262	
V6 2.7L GAS Naturally Aspirated (VIN 65)	
Water Pump	DP1110
1978 264	
V6 2.7L GAS Naturally Aspirated (VIN 61)	
Water Pump	DP1110
1978 265	
V6 2.7L GAS Naturally Aspirated (VIN 61)	
Water Pump	DP1110
1977 130	
L4 2.1L GAS Naturally Aspirated (VIN 41)	
Water Pump	DP1098 ⁹
1977 244	
L4 2.1L GAS Naturally Aspirated (VIN 41)	
Water Pump	DP1098 ⁹
1977 245	
L4 2.1L GAS Naturally Aspirated (VIN 41)	
Water Pump	DP1098 ⁹
1977 264	
V6 2.7L GAS Naturally Aspirated	
Water Pump	DP1110
1977 265	
V6 2.7L GAS Naturally Aspirated	
Water Pump	DP1110
1976 130	
L4 2.1L GAS Naturally Aspirated (VIN 41)	
Water Pump	DP1098 ⁹
1976 244	
L4 2.1L GAS Naturally Aspirated (VIN 41)	
Water Pump	DP1098 ⁹
1976 245	
L4 2.1L GAS Naturally Aspirated (VIN 41)	
Water Pump	DP1098 ⁹
1976 262	
V6 2.7L GAS Naturally Aspirated	
Water Pump	DP1110
1976 264	
V6 2.7L GAS Naturally Aspirated (VIN 61)	
Water Pump	DP1110
1976 265	
V6 2.7L GAS Naturally Aspirated (VIN 61)	
Water Pump	DP1110

Willys	
1942 442	
L4 2.2L GAS Naturally Aspirated	
Water Pump	DP1112
1942 Americar	
L4 2.2L GAS Naturally Aspirated	
Water Pump	DP1112
Workhorse	
2005 FasTrack FT1261	
V8 5.7L GAS Naturally Aspirated R	
Water Pump	DP957 ^{27,28}
2005 FasTrack FT1461	
V8 5.7L GAS Naturally Aspirated R	
Water Pump	DP957 ^{27,28}
2005 FasTrack FT1601	
V8 5.7L GAS Naturally Aspirated R	
Water Pump	DP957 ^{27,28}
2005 FasTrack FT1801	
V8 6.5L DIESEL Naturally Aspirated Y	
Water Pump	DP1039
2005 P30	
V8 5.7L GAS Naturally Aspirated R	
Water Pump	DP957 ^{27,28}
2004 FasTrack FT1061	
V8 5.7L GAS Naturally Aspirated R	
Water Pump	DP957 ^{27,28}
2004 FasTrack FT1261	
V8 5.7L GAS Naturally Aspirated R	
Water Pump	DP957 ^{27,28}
2004 FasTrack FT1461	
V8 5.7L GAS Naturally Aspirated R	
Water Pump	DP957 ^{27,28}
2004 FasTrack FT1601	
V8 5.7L GAS Naturally Aspirated R	
Water Pump	DP957 ^{27,28}
2004 FasTrack FT1801	
V8 5.7L GAS Naturally Aspirated R	
Water Pump	DP957 ^{27,28}
2004 P30	
V8 5.7L GAS Naturally Aspirated R	
Water Pump	DP957 ^{27,28}
2003 FasTrack FT1061	
V8 5.7L GAS Naturally Aspirated R	
Water Pump	DP957 ^{27,28}
2003 FasTrack FT1261	
V8 5.7L GAS Naturally Aspirated R	
Water Pump	DP957 ^{27,28}
2003 FasTrack FT1461	
V8 5.7L GAS Naturally Aspirated R	
Water Pump	DP957 ^{27,28}
2003 FasTrack FT1601	
V8 5.7L GAS Naturally Aspirated R	
Water Pump	DP957 ^{27,28}
2003 FasTrack FT1801	
V8 5.7L GAS Naturally Aspirated R	
Water Pump	DP957 ^{27,28}
V8 6.5L DIESEL Naturally Aspirated Y	
Water Pump	DP1039
2003 FasTrack FT1802	
V8 5.7L GAS Naturally Aspirated R	
Water Pump	DP957 ^{27,28}
V8 6.5L DIESEL Naturally Aspirated Y	
Water Pump	DP1039
2003 FasTrack FT931	
V6 4.3L GAS Naturally Aspirated W	
Water Pump	DP957 ^{27,28}

Workhorse	
2003 P30	
V8 5.7L GAS Naturally Aspirated R	
Water Pump	DP957 ^{27,28}
2002 FasTrack FT1061	
V8 5.7L GAS Naturally Aspirated R	
Water Pump	DP957 ^{27,28}
2002 FasTrack FT1261	
V8 5.7L GAS Naturally Aspirated R	
Water Pump	DP957 ^{27,28}
2002 FasTrack FT1460	
V8 5.7L GAS Naturally Aspirated R	
Water Pump	DP957 ^{27,28}
2002 FasTrack FT1461	
V8 5.7L GAS Naturally Aspirated R	
Water Pump	DP957 ^{27,28}
2002 FasTrack FT1601	
V8 5.7L GAS Naturally Aspirated R	
Water Pump	DP957 ^{27,28}
2002 FasTrack FT1801	
V8 5.7L GAS Naturally Aspirated R	
Water Pump	DP957 ^{27,28}
V8 6.5L DIESEL Naturally Aspirated Y	
Water Pump	DP1039
2002 FasTrack FT1802	
V8 5.7L GAS Naturally Aspirated R	
Water Pump	DP957 ^{27,28}
V8 6.5L DIESEL Naturally Aspirated Y	
Water Pump	DP1039
2002 FasTrack FT931	
V6 4.3L GAS Naturally Aspirated W	
Water Pump	DP957 ^{27,28}
2002 P30	
V8 5.7L GAS Naturally Aspirated R	
Water Pump	DP957 ^{27,28}
2001 FasTrack FT1260	
V8 5.7L GAS Naturally Aspirated R	
Water Pump	DP957 ^{27,28}
2001 FasTrack FT1460	
V8 5.7L GAS Naturally Aspirated R	
Water Pump	DP957 ^{27,28}
2001 FasTrack FT1600	
V8 5.7L GAS Naturally Aspirated R	
Water Pump	DP957 ^{27,28}
2001 FasTrack FT1800	
V8 5.7L GAS Naturally Aspirated R	
Water Pump	DP957 ^{27,28}
2001 P30	
V8 5.7L GAS Naturally Aspirated R	
Water Pump	DP957 ^{27,28}
2000 FasTrack FT1260	
V8 5.7L GAS Naturally Aspirated R	
Water Pump	DP957 ^{27,28}
2000 FasTrack FT1460	
V8 5.7L GAS Naturally Aspirated R	
Water Pump	DP957 ^{27,28}
2000 FasTrack FT1600	
V8 5.7L GAS Naturally Aspirated R	
Water Pump	DP957 ^{27,28}
2000 FasTrack FT1800	
V8 5.7L GAS Naturally Aspirated R	
Water Pump	DP957 ^{27,28}
2000 P30	
V8 5.7L GAS Naturally Aspirated R	
Water Pump	DP957 ^{27,28}

notes

[illegible]



MOVE FORWARD. ALWAYS.™